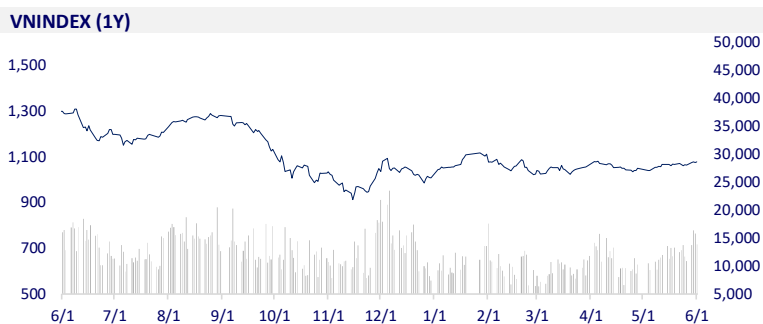
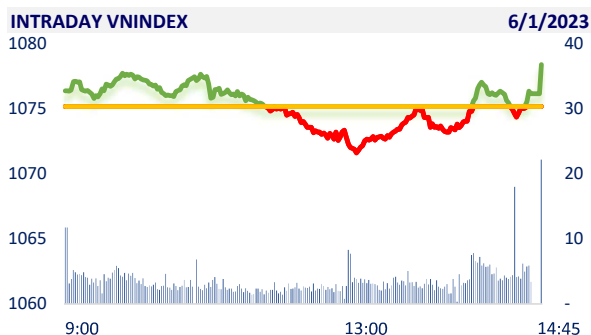
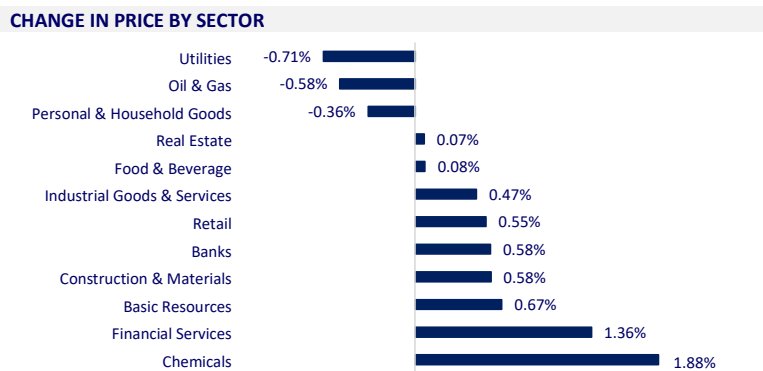


VIETNAM STOCK MARKET		1D	YTD
VN-INDEX	1,078.39	0.30%	7.08%
VN30	1,068.09	0.17%	6.26%
HNX	223.97	0.52%	9.09%
UPCOM	83.51	1.78%	16.55%
Net Foreign buy (B)	-98.53		
Total trading value (B)	16,559.38	-12.93%	92.19%

The market had a positive session in terms of both volume and score, VNIndex's gain was mainly driven by GVR, TPB. The chemical industry had the best gain today with an increase of 1.88%, mainly contributed by DAG (3.3%), LAS (3.9%), DGC (1.9%). Foreign investors net sold slightly more than VND116 billion on HOSE, focusing on VNM (VND26.3 billion), HAH (VND25 billion), GEX (VND24.2 billion).



ETF & DERIVATIVES		1D	YTD
E1VFN30	18,200	-1.14%	5.02%
FUEMAV30	12,600	-0.16%	5.70%
FUESSV30	13,020	-0.61%	4.33%
FUESSV50	16,390	0.12%	16.65%
FUESSVFL	16,200	-0.31%	12.89%
FUEVFNVD	22,420	-1.45%	0.09%
FUEVN100	13,660	-0.36%	5.48%
VN30F2312	1,057.50	0.00%	
VN30F2309	1,059.90	0.41%	
VN30F2307	1,061.00	0.15%	
VN30F2306	1,065.00	0.23%	



GLOBAL MARKET		1D	YTD
Nikkei	31,148.01	0.84%	19.37%
Shanghai	3,204.63	0.002%	3.73%
Kospi	2,569.17	-0.31%	14.88%
Hang Seng	18,216.91	-0.10%	-7.91%
STI (Singapore)	3,166.30	0.24%	-2.61%
SET (Thailand)	1,521.40	-0.79%	-8.92%
Brent oil (\$/barrel)	72.65	0.21%	-15.43%
Gold (\$/ounce)	1,977.95	-0.30%	8.31%

South Korean stocks fell, as data showed South Korea's exports fell for an eighth straight month in May in annual terms. The down streak is the longest run of year-on-year decline since January 2020 and has been mostly caused by weak demand for semiconductors, for which the main customer is China. Besides, Chinese stocks cooled down, thanks to China's manufacturing activity unexpectedly increased in May.

VIETNAM ECONOMY		1D (bps)	YTD (bps)
Vnibor	3.98%	0	-99
Deposit interest 12M	7.20%	0	-20
5 year-Gov. Bond	2.84%	3	-195
10 year-Gov. Bond	3.09%	4	-181
USD/VND	23,652	-0.03%	-0.45%
EUR/VND	25,875	0.10%	0.84%
CNY/VND	3,372	-0.03%	-3.24%

The U.S. dollar retreated from a more than two-month high on Wednesday after a Federal Reserve official warned any decision by the central bank to hold its benchmark overnight interest rate firm at an upcoming meeting would not mean that it is done tightening monetary policy.

EVENT CALENDAR

Ticker	Ex-right Date	Last register Date	Exercise Date	Type	Rate	Value
NTH	6/1/2023	6/2/2023	6/19/2023	Cash		1,500
VNC	6/1/2023	6/2/2023	6/16/2023	Cash		1,200
PPH	6/1/2023	6/2/2023	6/12/2023	Cash		1,000
ACB	6/1/2023	6/2/2023	6/12/2023	Cash		1,000
CSV	6/2/2023	6/5/2023	6/26/2023	Cash		1,000
HTI	6/2/2023	6/5/2023	6/22/2023	Cash		800
CLW	6/5/2023	6/6/2023	7/17/2023	Cash		1,200
SD2	6/5/2023	6/6/2023	7/10/2023	Cash		600

SELECTED NEWS

Pangasius exports to the EU showed signs of recovery;

Gasoline price increased by more than 500 VND/liter;

In May, Vietnam PMI continued to decrease to 45.3 points;

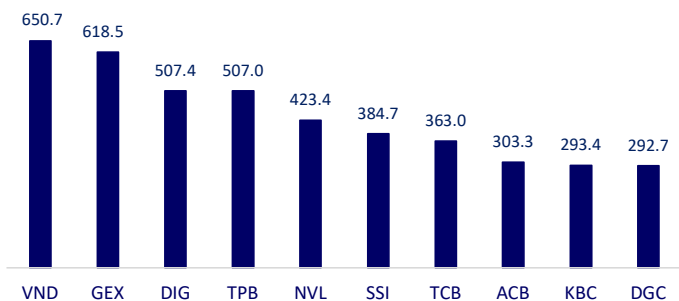
Global container throughput fell to 13-year low;

Inflation dropped simultaneously in many European countries;

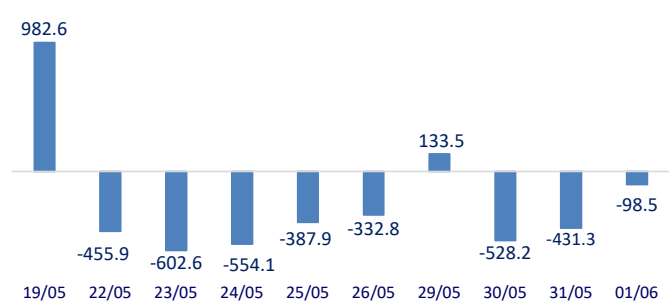
Thailand's central bank raised its benchmark interest rate to the highest level in eight years.

	Close	1D	5D	Buying vol.	Selling vol.	Content
VCB	93,900	-0.11%	0.75%	907,466	1,019,964	TPB: TPBank announced that June 12 is the last registration date to receive stock dividends at the rate of 39.19%. Accordingly, TPBank will issue nearly 620 million shares to pay dividends to shareholders. After completing the share issuance, TPBank's charter capital will increase from VND15,817 billion to VND22,016 billion.
BID	43,900	-0.23%	0.34%	1,043,970	1,337,879	
CTG	27,950	-0.18%	1.27%	4,798,216	5,750,373	
TCB	30,300	1.17%	1.68%	7,519,982	7,265,121	
VPB	19,400	0.52%	1.04%	18,863,972	18,158,729	
MBB	18,800	1.08%	1.90%	20,549,043	14,986,635	
HDB	18,600	1.09%	0.54%	4,085,228	4,145,916	
TPB	26,150	4.60%	11.75%	25,254,763	15,627,615	
STB	28,000	1.08%	3.70%	30,374,190	19,314,865	
VIB	21,550	0.70%	3.11%	8,349,694	8,908,901	
ACB	21,400	0.86%	2.07%	22,806,138	24,458,652	
NVL	13,900	2.96%	5.30%	65,390,665	62,859,381	NVL: According to annual general meeting documents, Novaland sets a target of net revenue in 2023 at VND9,531 billion (-14.5% yoy) and a profit after tax of VND214 billion (-90.2% yoy).
BCM	77,700	-0.38%	0.39%	77,850	131,342	
PDR	14,900	2.05%	9.96%	41,574,140	23,841,703	
GAS	92,000	-0.86%	-2.85%	894,760	981,063	GAS: PV GAS's management assesses that domestic gas sources are still declining sharply and high-priced gas will account for an increasing proportion.
POW	13,650	0.00%	1.49%	16,206,693	13,611,775	
PLX	37,450	-0.13%	0.27%	880,111	903,941	
VIC	52,000	0.00%	-1.14%	2,531,130	2,732,544	VIC: On June 1, Sun Taxi JSC signed a contract to buy 3,000 VF5 Plus electric cars from VinFast, the delivery time is from now to 2025.
VHM	53,000	-0.93%	-3.64%	1,557,956	1,568,668	
VRE	26,850	-0.92%	-3.07%	8,618,109	7,523,777	
VNM	66,100	0.00%	-1.49%	2,456,861	2,625,201	VNM: VNM was sold the most by foreign investors today with a value of more than VND26 billion.
MSN	71,800	-0.28%	-0.28%	730,288	833,120	
SAB	158,200	0.13%	0.13%	298,039	515,465	
BVH	43,650	0.34%	-1.02%	998,327	996,668	GVR: GVR led the list of stocks that gained the most influence on VNIndex today, despite the fact that GVR plans to reduce after-tax profit in 2023 by 10.2% over the same period. Currently, GVR has run out of land available for lease, so it will be very difficult to increase revenue and create sudden growth.
VJC	97,500	0.00%	-0.51%	605,623	626,742	
FPT	83,500	-0.71%	0.36%	943,679	1,007,688	
MWG	39,300	0.26%	3.42%	4,751,083	4,873,583	
GVR	18,800	3.30%	12.24%	8,638,209	7,651,150	
SSI	23,450	1.30%	4.22%	33,389,888	32,547,940	
HPG	21,400	0.94%	0.94%	24,518,089	21,513,677	

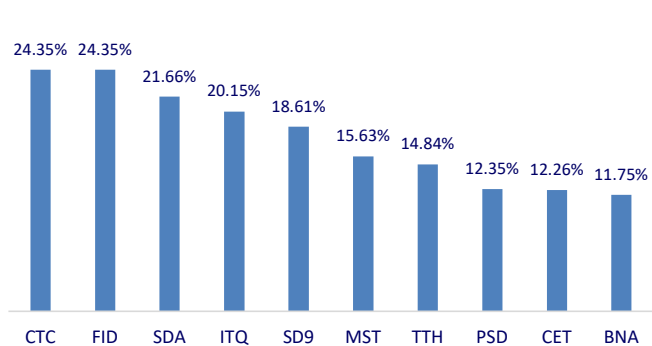
Top highest total traded value stocks (Billion VND)



Foreign net flow 10 nearest sessions (Billion VND)



Top increases in 3 sessions with liquidity



Top decreases in 3 sessions with liquidity

