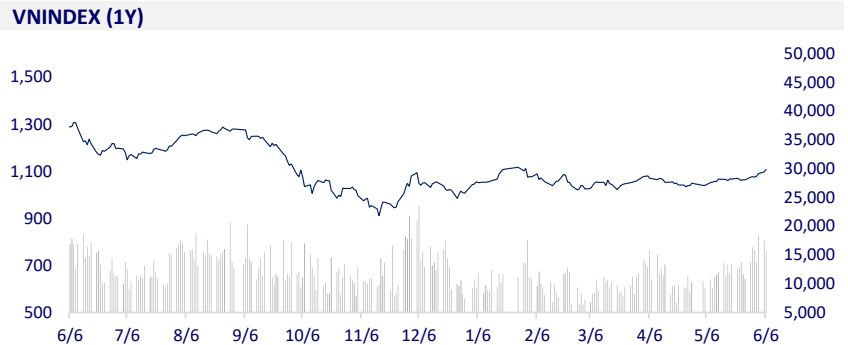
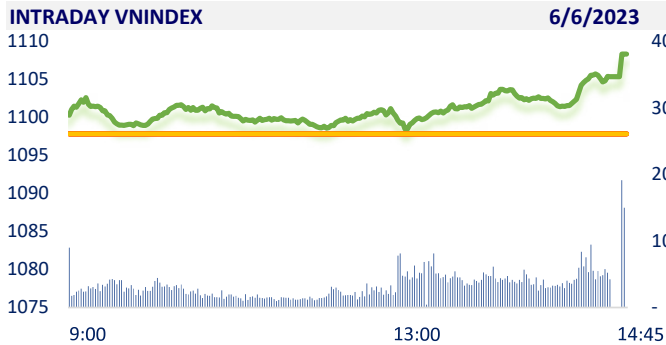
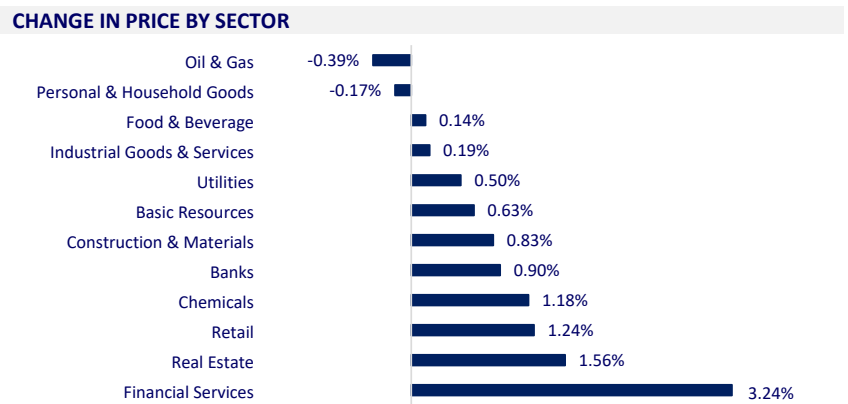


VIETNAM STOCK MARKET		1D	YTD
VN-INDEX	1,108.31	0.96%	10.05%
VN30	1,102.32	1.03%	9.66%
HNX	228.72	0.95%	11.40%
UPCOM	84.43	0.38%	17.84%
Net Foreign buy (B)	79.07		
Total trading value (B)	18,664.87	-7.10%	116.63%

The stock market rallied quite conservatively in the morning, but towards the end of the session, the cash inflow gradually poured into the market, causing VNIndex increase strongly and close at the highest level of the session. Liquidity is showing signs of decreasing since since the recorded session on June 2



ETF & DERIVATIVES		1D	YTD
E1VFN30	18,640	0.76%	7.56%
FUEMAV30	13,030	0.77%	9.31%
FUESSV30	13,160	0.08%	5.45%
FUESSV50	16,050	0.75%	14.23%
FUESSVFL	17,260	0.94%	20.28%
FUEVFN30	23,450	0.64%	4.69%
FUEVN100	14,120	0.86%	9.03%
VN30F2312	1,076.60	0.40%	
VN30F2309	1,083.50	0.73%	
VN30F2307	1,092.30	0.78%	
VN30F2306	1,096.10	0.82%	



GLOBAL MARKET		1D	YTD
Nikkei	32,506.78	0.90%	24.57%
Shanghai	3,195.34	-1.148%	3.43%
Kospi	2,615.41	0.00%	16.95%
Hang Seng	19,099.28	-0.05%	-3.45%
STI (Singapore)	3,190.11	0.11%	-1.88%
SET (Thailand)	1,528.54	-0.17%	-8.49%
Brent oil (\$/barrel)	75.11	-1.60%	-12.57%
Gold (\$/ounce)	1,964.38	-0.59%	7.57%

After the previous two gaining sessions, Asian stock markets showed signs of slowing down in the afternoon session of June 6 as traders began to take profits and investors wonder the possibility that the Federal Reserve The US state (Fed) did not raise interest rates this month.

VIETNAM ECONOMY		1D (bps)	YTD (bps)
Vnibor	3.91%	0	-106
Deposit interest 12M	7.20%	0	-20
5 year-Gov. Bond	2.77%	0	-202
10 year-Gov. Bond	3.02%	3	-188
USD/VND	23,697	0.14%	-0.27%
EUR/VND	25,566	-1.32%	-0.36%
CNY/VND	3,369	-0.27%	-3.33%

According to data released by the General Statistics Office on May 29, crude oil imports in five months increased by 39.9% over the same period in 2022, to 4.66 million tons. Coal imports also increased 27.9% to 15.56 million tons. Similarly, imports of liquefied petroleum gas (LPG) increased 29.8 percent to 914,000 tonnes.

EVENT CALENDAR

Ticker	Ex-right Date	Last register Date	Exercise Date	Type	Rate	Value
BMI	6/6/2023	6/7/2023	6/23/2023	Cash		500
FRT	6/6/2023	6/7/2023		Stock	20:3	
FRT	6/6/2023	6/7/2023	6/27/2023	Cash		500
HHV	6/7/2023	6/8/2023		Stock	100:7	
CHP	6/7/2023	6/8/2023	7/5/2023	Cash		1,800
DRC	6/8/2023	6/9/2023	6/29/2023	Cash		1,300
HCM	6/8/2023	6/9/2023	6/21/2023	Cash		500
DHA	6/7/2023	6/8/2023	6/20/2023	Cash		2,000

SELECTED NEWS

Minister Ho Duc Phuc: Designing a support package of VND23 trillion to support workers;

Electricity consumption nationwide continues to soar;

Fuel imports increased sharply in the first 5 months of the year;

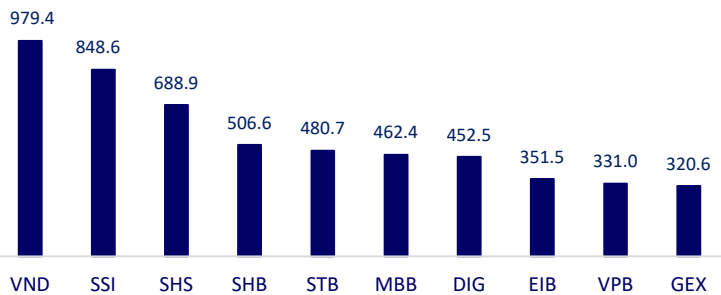
EC extends restrictions on grain imports from Ukraine;

Foreign investors do not need to register when buying shares in Korea;

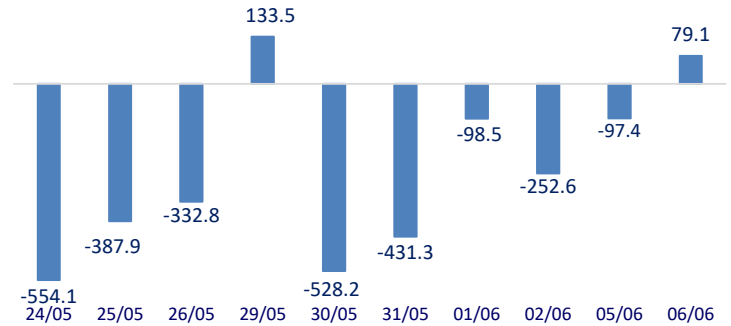
Russia expects GDP to grow by 1% this year.

	Close	1D	5D	Buying vol.	Selling vol.	Content
VCB	99,000	1.02%	4.76%	1,079,504	1,180,997	TPB: TPB has just announced issuing shares to raise capital from equity. Specifically, TPBank plans to issue nearly 620 million shares, the exercise rate is 39.19%. The total value of issuance at par value is nearly VND6,199 billion. Last date for registration is 12/06/2023. The ex-rights date is 09/06/2023.
BID	44,800	0.22%	2.28%	1,450,337	1,751,938	
CTG	28,700	-0.17%	2.32%	8,320,620	11,997,363	
TCB	32,700	2.51%	8.28%	14,742,175	10,198,042	
VPB	19,850	0.51%	2.06%	27,102,537	30,269,428	
MBB	20,450	3.28%	9.07%	49,526,598	34,306,323	
HDB	19,200	0.79%	2.13%	5,248,889	5,602,958	
TPB	25,800	-1.15%	7.05%	21,433,469	14,812,288	
STB	28,300	0.89%	2.17%	44,278,095	24,859,390	
VIB	23,600	1.72%	10.80%	19,190,231	15,628,750	
ACB	21,800	0.23%	3.57%	17,749,036	19,256,418	
NVL	13,600	0.74%	1.87%	30,548,282	31,354,954	NVL: SCID is discussing with Novaland to stop cooperating in the Saigon Co.op An Phu project (6.9ha) because it is completing the legality as the project investor.
BCM	77,900	0.13%	-0.13%	84,871	139,693	
PDR	14,950	1.70%	3.10%	23,738,990	20,530,909	PLX: PLX sets 2023 target of VND190,000 billion in consolidated revenue, down 38% YoY, and targeted consolidated pre-tax profit of VND3,228 billion, up 42% YoY.
GAS	95,100	1.17%	2.37%	1,430,092	1,931,301	
POW	13,800	-1.08%	1.10%	17,271,544	18,910,449	
PLX	38,900	-0.51%	2.64%	1,194,976	1,510,195	VHM: Vinhomes announced the Ocean City plan with a total area of nearly 1,200 hectares, the current population size is more than 60,000 people and is expected to to 200,000 people in the future.
VIC	53,200	2.11%	1.53%	3,900,081	4,892,003	
VHM	55,000	2.42%	0.18%	1,995,012	2,537,793	
VRE	27,350	0.92%	-1.26%	4,581,291	5,202,900	VNM, MSN, and SAB were all among the top foreign net sellers today with a value of VND145 billion, VND41 billion and VND4.5 billion, respectively.
VNM	66,400	-0.15%	-0.15%	5,823,002	6,299,797	
MSN	73,600	-0.67%	1.10%	2,993,916	2,215,668	
SAB	160,000	0.38%	2.56%	287,939	314,428	HPG: In May 2023, Hoa Phat Group produced 565,000 tons of crude steel, down 27% over the same period last year. Sales of construction steel, hot rolled coil and billet reached 530,000 tons, down 20% compared to May 2022 but up 16% compared to April.
BVH	44,950	1.01%	2.63%	2,160,611	2,290,095	
VJC	97,700	0.93%	-0.81%	690,528	650,862	
FPT	85,300	0.35%	1.55%	1,061,961	1,250,126	
MWG	41,800	1.46%	6.09%	9,487,636	7,907,654	
GVR	18,750	2.18%	1.90%	6,681,252	4,609,093	
SSI	25,150	4.36%	7.71%	65,249,480	57,986,077	
HPG	21,750	0.46%	1.87%	22,486,876	27,902,010	

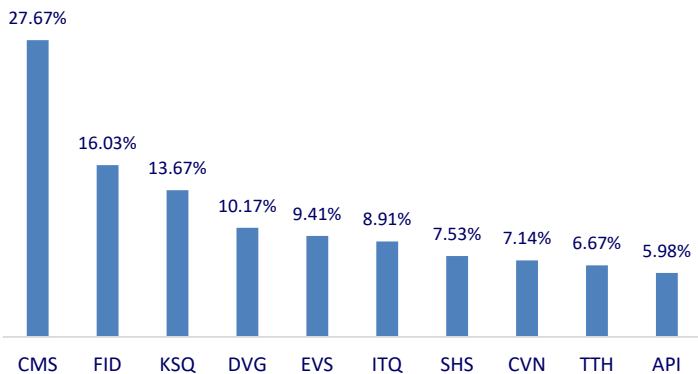
Top highest total traded value stocks (Billion VND)



Foreign net flow 10 nearest sessions (Billion VND)



Top increases in 3 sessions with liquidity



Top decreases in 3 sessions with liquidity

