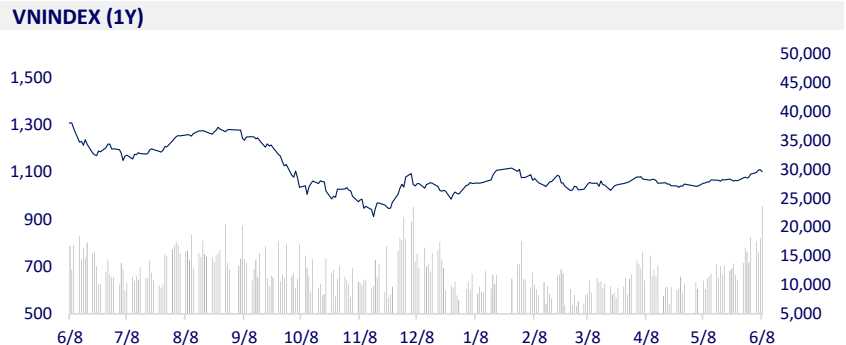
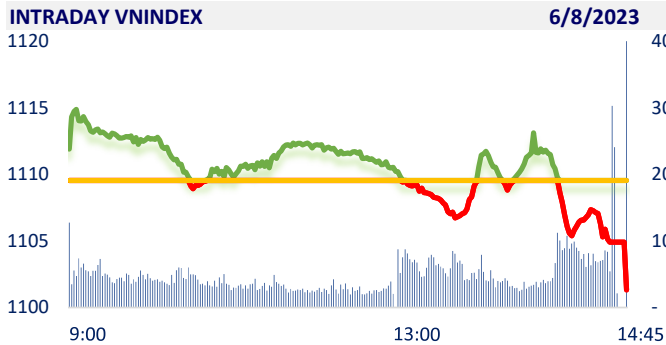
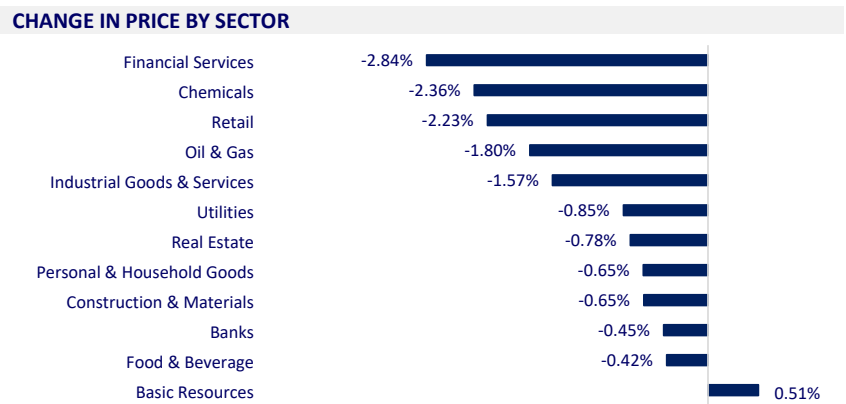


VIETNAM STOCK MARKET		1D	YTD
VN-INDEX	1,101.32	-0.74%	9.36%
VN30	1,092.46	-1.20%	8.68%
HNX	226.78	-1.54%	10.46%
UPCOM	84.02	-0.64%	17.26%
Net Foreign buy (B)	-269.04		
Total trading value (B)	27,312.85	31.82%	217.00%

VN-Index opened with a gain of more than 4 points with the push from real estate and many other large groups of HOSE such as oil and gas, iron and steel,.... However, the gaining momentum could not be maintained until the end of the session and closed at the lowest level. Today's trading session recorded the highest in trading volume and value since the beginning of the year.



ETF & DERIVATIVES		1D	YTD
E1FVN30	18,760	-0.32%	8.25%
FUEMAV30	12,900	-1.45%	8.22%
FUESSV30	13,500	2.27%	8.17%
FUESSV50	16,100	-2.84%	14.59%
FUESSVFL	17,060	-1.61%	18.89%
FUEVFNVD	23,170	-1.45%	3.44%
FUEVN100	14,100	-0.42%	8.88%
VN30F2312	1,074.00	-0.51%	
VN30F2309	1,078.00	-0.75%	
VN30F2307	1,085.30	-0.92%	
VN30F2306	1,089.00	-0.82%	



GLOBAL MARKET		1D	YTD
Nikkei	31,641.27	-0.85%	21.26%
Shanghai	3,213.59	0.495%	4.02%
Kospi	2,610.85	-0.18%	16.74%
Hang Seng	19,299.18	0.20%	-2.44%
STI (Singapore)	3,186.61	0.29%	-1.99%
SET (Thailand)	1,559.50	1.98%	-6.64%
Brent oil (\$/barrel)	73.05	-4.33%	-14.97%
Gold (\$/ounce)	1,961.95	-0.84%	7.43%

Most Asian stock markets in the afternoon session of June 8 "sloped", after the Bank of Canada unexpectedly raised interest rates, raising concerns that the US Federal Reserve (Fed) could may continue to tighten monetary policy in the policy meeting will take place next week.

VIETNAM ECONOMY		1D (bps)	YTD (bps)
Vnibor	3.57%	-20	-140
Deposit interest 12M	7.20%	0	-20
5 year-Gov. Bond	2.76%	-1	-203
10 year-Gov. Bond	2.95%	-5	-195
USD/VND	23,700	0.19%	-0.25%
EUR/VND	25,638	-0.91%	-0.08%
CNY/VND	3,365	0.03%	-3.44%

Accumulated from the beginning of the year to the end of May 2023, the total value of corporate bond issuance was recorded at nearly VND34.3 trillion, with 7 public issuances worth VND5,521 billion (accounting for 16% of the total issuance value) and 19 private placements worth VND28.737 billion (accounting for 84%).

**EVENT CALENDAR**

Ticker	Ex-right Date	Last register Date	Exercise Date	Type	Rate	Value
DRC	6/8/2023	6/9/2023	6/29/2023	Cash		1,300
DHA	6/8/2023	6/9/2023	6/20/2023	Cash		2,000
HCM	6/8/2023	6/9/2023	6/21/2023	Cash		500
SIP	6/8/2023	6/9/2023	6/21/2023	Cash		3,500
FOX	6/8/2023	6/9/2023	6/30/2023	Cash		2,000
TMP	6/9/2023	6/12/2023	6/22/2023	Cash		1,200
LHG	6/9/2023	6/12/2023	7/21/2023	Cash		1,900
SAP	6/9/2023	6/12/2023	7/7/2023	Cash		1,500

## SELECTED NEWS

The Prime Minister directed to reduce 50% of registration fees for domestic cars;

Ministry of Industry and Trade: Only Hoa Binh hydropower plant has water and can maintain power generation until June 13;

VBMA: Nearly VND25.6 trillion of corporate bonds were bought back in May 2023;

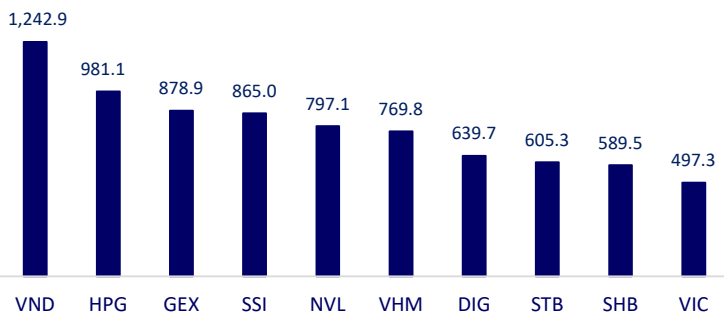
Reuters: 90% of experts predict that the Fed will not raise interest rates in June 2023;

Canadian consumer debt hits record high;

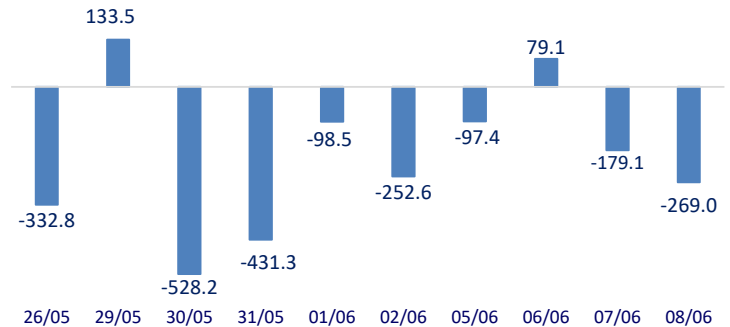
Banks of America will be stressed if 1 trillion dollars of new bonds are issued.

	Close	1D	5D	Buying vol.	Selling vol.	Content
VCB	100,000	3.09%	6.50%	1,970,358	2,095,647	VIB: In 2023, VIB is expected to complete the renewal of the bancassurance contract with Prudential with an expected prepayment fee of USD100 million, greatly supporting the bank to complete its business plan in 2023.
BID	43,700	-1.47%	-0.46%	2,183,181	2,949,032	
CTG	28,550	-1.21%	2.15%	8,856,198	10,013,316	
TCB	31,750	-2.61%	4.79%	8,788,076	9,728,718	
VPB	19,500	-2.01%	0.52%	22,378,411	34,630,273	
MBB	20,000	-1.72%	6.38%	22,271,131	27,353,218	
HDB	18,700	-1.58%	0.54%	3,204,843	4,452,070	
TPB	25,600	-2.48%	-2.10%	11,145,264	13,474,453	
STB	27,600	-2.65%	-1.43%	37,730,498	36,053,642	
VIB	22,850	-3.18%	6.03%	21,658,009	25,226,878	
ACB	21,600	-1.14%	0.93%	16,978,690	20,261,597	
NVL	14,200	-2.41%	2.16%	56,741,647	88,438,903	NVL: NovaGroup has just reported that a securities company sold off nearly 729 thousand NVL shares, down from 24.9% to 24.859%, equivalent to holding nearly 485 million NVL shares.
BCM	79,300	-0.38%	2.06%	406,709	534,545	
PDR	16,300	2.19%	9.40%	42,186,908	43,488,306	POW: In May, POW recorded total electricity output from power plants of 6.97 billion kWh. In which, Ca Mau 1 & 2 Power Plant and Nhon Trach 1 exceeded the assigned output plan.
GAS	93,600	-0.95%	1.74%	946,666	1,483,477	
POW	13,800	0.36%	1.10%	25,068,657	32,344,723	
PLX	38,300	-1.54%	2.27%	950,478	1,418,589	VIC: has just announced information about offering 2 lots of bonds to the public with a total value of VND10,000 billion for Vinfast to implement a project in Dinh Vu - Cat Hai economic zone.
VIC	52,400	-0.76%	0.77%	3,166,017	2,803,053	
VHM	55,400	0.18%	4.53%	3,040,166	3,347,351	
VRE	26,900	-1.28%	0.19%	6,048,514	8,413,458	MSN: With revenue in 2022, each WinMart supermarket brings in more than VND209.1 million/day. The small supermarket WinMart + brings in an average of VND18.8 million/day/store.
VNM	65,500	-1.06%	-0.91%	7,317,000	8,806,627	
MSN	74,400	-1.46%	3.62%	2,051,357	2,540,839	
SAB	159,800	0.00%	1.01%	222,022	297,478	SSI: announced the closing of the list of shareholders to receive the 2022 dividend in cash, at the rate of 10%. The ex-rights date is June 20. SSI currently has more than 1.5 billion shares outstanding, it is estimated that SSI needs to spend more than VND1,500 billion for this dividend payment. Expected payment date 12/07.
BVH	44,100	-1.23%	1.03%	1,278,074	1,974,344	
VJC	97,200	0.62%	-0.31%	911,670	1,101,645	
FPT	83,600	-1.65%	0.12%	1,810,444	2,303,797	
MWG	40,650	-2.75%	3.44%	6,683,378	8,775,214	
GVR	18,000	-2.96%	-4.26%	13,174,156	12,025,696	SSI: announced the closing of the list of shareholders to receive the 2022 dividend in cash, at the rate of 10%. The ex-rights date is June 20. SSI currently has more than 1.5 billion shares outstanding, it is estimated that SSI needs to spend more than VND1,500 billion for this dividend payment. Expected payment date 12/07.
SSI	24,300	-3.19%	3.62%	49,471,170	60,076,404	
HPG	22,800	0.88%	6.54%	62,609,801	86,215,747	

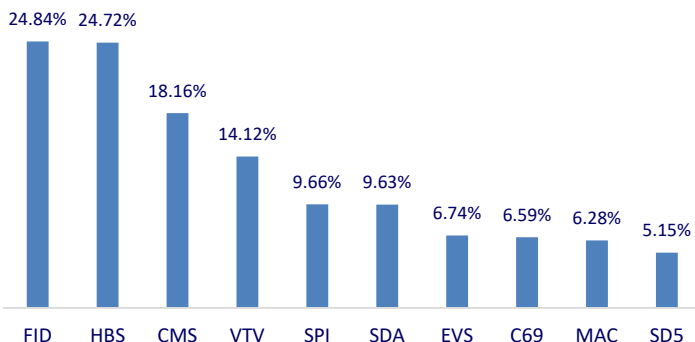
Top highest total traded value stocks (Billion VND)



Foreign net flow 10 nearest sessions (Billion VND)



Top increases in 3 sessions with liquidity



Top decreases in 3 sessions with liquidity

