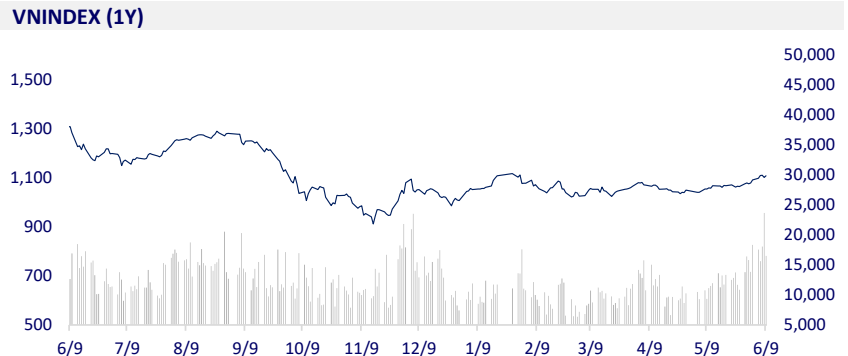
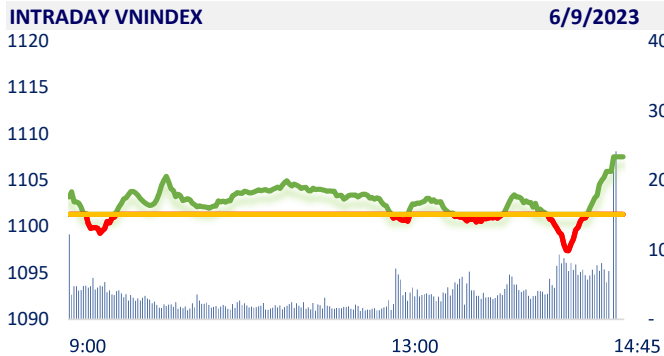
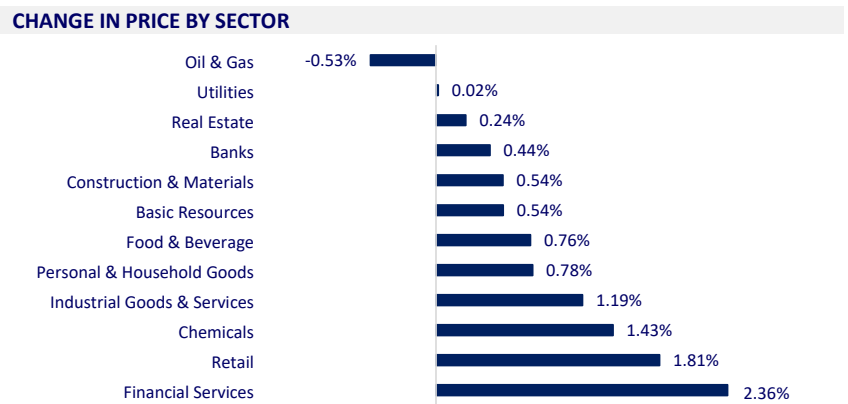


VIETNAM STOCK MARKET		1D	YTD
VN-INDEX	1,107.53	0.56%	9.97%
VN30	1,100.85	0.77%	9.52%
HNX	227.60	0.36%	10.86%
UPCOM	84.19	0.20%	17.50%
Net Foreign buy (B)	75.00		
Total trading value (B)	19,367.90	-29.09%	124.79%

Many investors feared that the market would continue to sell-off today, but that did not happen. Cash inflow continued to pour into the market in the afternoon, helping VNIndex to close at the highest level of the session. Volume and value recorded a significant decrease of more than 30% compared to yesterday.



ETF & DERIVATIVES		1D	YTD
E1VFN30	18,740	-0.11%	8.14%
FUEMAV30	13,040	1.09%	9.40%
FUESSV30	13,450	-0.37%	7.77%
FUESSV50	16,420	1.99%	16.87%
FUESSVFL	17,060	0.00%	18.89%
FUEVFN30	23,300	0.56%	4.02%
FUEVN100	14,120	0.14%	9.03%
VN30F2312	1,074.90	0.08%	
VN30F2309	1,081.50	0.32%	
VN30F2307	1,090.50	0.48%	
VN30F2306	1,095.30	0.58%	



GLOBAL MARKET		1D	YTD
Nikkei	32,265.17	1.97%	23.65%
Shanghai	3,231.41	0.555%	4.60%
Kospi	2,641.16	1.16%	18.10%
Hang Seng	19,389.95	0.47%	-1.98%
STI (Singapore)	3,186.97	0.01%	-1.98%
SET (Thailand)	1,555.11	-0.28%	-6.90%
Brent oil (\$/barrel)	71.35	-5.71%	-16.95%
Gold (\$/ounce)	1,977.95	-0.03%	8.31%

Following the rally of Wall Street, Asian stocks rose in the afternoon of June 9. Japan's Nikkei 225 led regional markets, up 1.97% to 32,265.17 points. Meanwhile, the main indexes of China also recorded gains.

VIETNAM ECONOMY		1D (bps)	YTD (bps)
Vnibor	3.09%	-48	-188
Deposit interest 12M	6.80%	-40	-60
5 year-Gov. Bond	2.68%	-8	-211
10 year-Gov. Bond	2.94%	-1	-196
USD/VND	23,685	0.11%	-0.32%
EUR/VND	25,701	-1.37%	0.16%
CNY/VND	3,362	-0.33%	-3.53%

In the past 5 months, total state budget revenue was estimated at VND769,600 billion, total state budget expenditure was estimated at VND653,100 billion; estimated state budget surplus VND116,500 billion.

EVENT CALENDAR

Ticker	Ex-right Date	Last register Date	Exercise Date	Type	Rate	Value
TMP	6/9/2023	6/12/2023	6/22/2023	Cash		1,200
LHG	6/9/2023	6/12/2023	7/21/2023	Cash		1,900
SAB	6/9/2023	6/12/2023	7/7/2023	Cash		1,500
TVT	6/13/2023	6/14/2023	6/23/2023	Cash		2,500
TRA	6/13/2023	6/14/2023	6/29/2023	Cash		1,000
NBC	6/14/2023	6/15/2023	8/10/2023	Cash		300
TNG	6/14/2023	6/15/2023		Stock	100:8	
PMS	6/14/2023	6/15/2023	6/30/2023	Cash		2,750

SELECTED NEWS

The budget may lose about VND9,000 billion when reducing car registration fees;

EU extends safeguard measures with some steels from Vietnam;

HCMC real estate market shows signs of recovery;

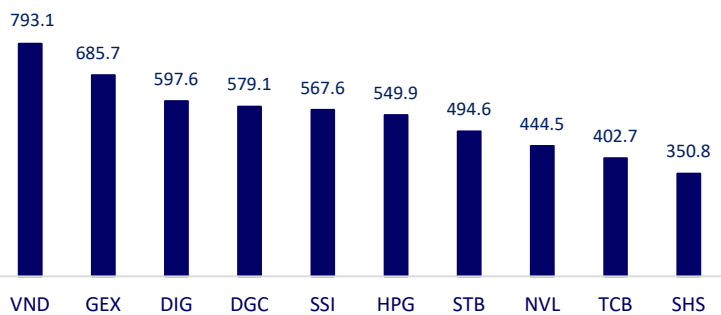
China: Major banks cut deposit rates;

China's producer price index fell the most in 7 years;

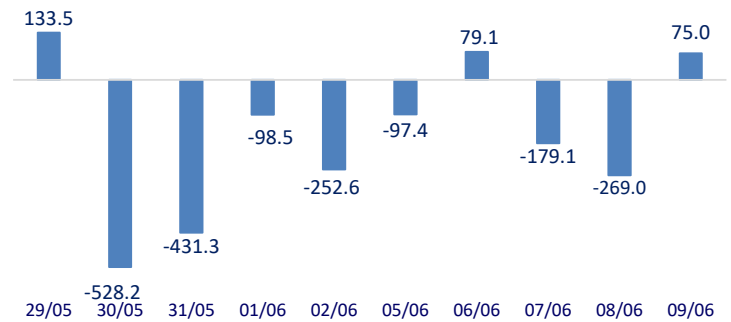
EU deadlocked on new sanctions on Russia.

	Close	1D	5D	Buying vol.	Selling vol.	Content
VCB	100,500	0.50%	5.90%	1,241,973	1,488,262	VPB: From June 7, VPBank simultaneously reduced the deposit interest rate by 0.3 percentage points for terms of 6 months or more. In which, the 6-month term is applied with the interest rate of 7.5%; 7-month term is 7.6%/year; 8 - 9 month term is applied with the highest interest rate of 7.8%/year; 10-12 month term is 7.5% and over 12 months is 6.7%.
BID	43,450	-0.57%	-2.80%	2,012,332	1,873,452	
CTG	28,350	-0.70%	-1.05%	9,902,039	11,059,131	
TCB	32,400	2.05%	0.62%	10,691,997	7,918,247	
VPB	19,500	0.00%	-1.76%	18,415,888	19,331,673	
MBB	20,250	1.25%	2.79%	23,425,749	19,741,381	
HDB	18,500	-1.07%	-2.89%	3,828,487	4,691,704	
TPB	18,650	1.41%	-1.29%	12,538,148	13,884,845	
STB	28,100	1.81%	-0.71%	26,847,692	22,252,051	
VIB	23,400	2.41%	1.52%	23,472,960	16,641,299	
ACB	21,550	-0.23%	-1.15%	13,840,634	14,587,586	
NVL	14,600	2.82%	5.42%	68,320,576	71,628,284	BCM: plans to 2023 with total revenue of VND9,460 billion, up 19% YoY, EBT reaches VND2,628 billion and NPAT VND2,263 billion, up 38% and 32% respectively over the same period.
BCM	80,000	0.88%	2.56%	857,431	576,958	
PDR	16,900	3.68%	13.04%	37,254,633	40,433,038	POW: In May 2023, POW completed and exceeded the plan with a total power output of 6.97 billion kWh from power plants.
GAS	93,700	0.11%	1.85%	654,523	847,715	
POW	13,750	-0.36%	0.73%	13,588,318	15,234,051	
PLX	38,000	-0.78%	-0.65%	1,067,382	1,238,653	VIC: On June 8, 2023, VinFast officially announced the small electric car model VF3, researched and developed by VinFast based on the characteristics and traffic habits of domestic consumers.
VIC	52,300	-0.19%	0.58%	1,708,046	2,107,025	
VHM	55,500	0.18%	3.93%	1,890,785	1,887,829	
VRE	26,700	-0.74%	-1.48%	4,937,309	6,111,291	VNM: By the end of Q1/2023, net revenue of foreign branches reached VND1,203 billion, up 11.3% QoQ thanks to the stable performance of Driftwood in the US and AngkorMilk in Cambodia.
VNM	65,800	0.46%	-0.15%	3,980,605	4,725,790	
MSN	76,500	2.82%	5.81%	9,035,971	3,862,889	
SAB	158,000	-0.19%	0.95%	67,415	147,652	HPG: Accumulating 5 months, Hoa Phat has produced 2.34 million tons of crude steel, down 36% compared to the first 5 months of 2022. Sales of steel products reached 2.36 million tons, down 31% over the same period. In which, construction steel reached 1.36 million tons, down 33%. HRC recorded 965,000 tons, down 21% compared to 5 months of 2022.
BVH	43,800	-0.68%	-0.68%	1,256,878	1,491,243	
VJC	96,000	-1.23%	-0.83%	944,561	1,087,092	
FPT	84,600	1.20%	0.95%	1,267,439	2,266,279	
MWG	41,400	1.85%	1.47%	6,565,662	8,631,260	
GVR	18,050	0.28%	-4.50%	6,810,370	6,337,707	
SSI	25,250	3.91%	4.77%	46,791,211	36,797,094	
HPG	22,900	0.44%	6.02%	45,681,757	47,867,419	

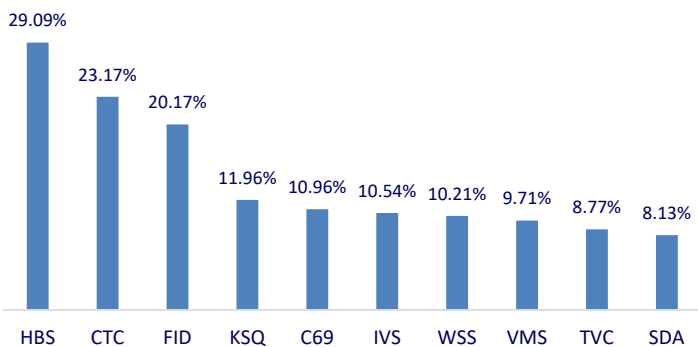
Top highest total traded value stocks (Billion VND)



Foreign net flow 10 nearest sessions (Billion VND)



Top increases in 3 sessions with liquidity



Top decreases in 3 sessions with liquidity

