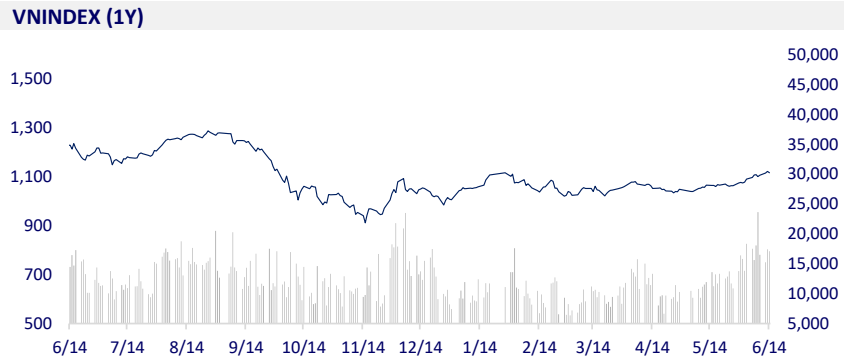
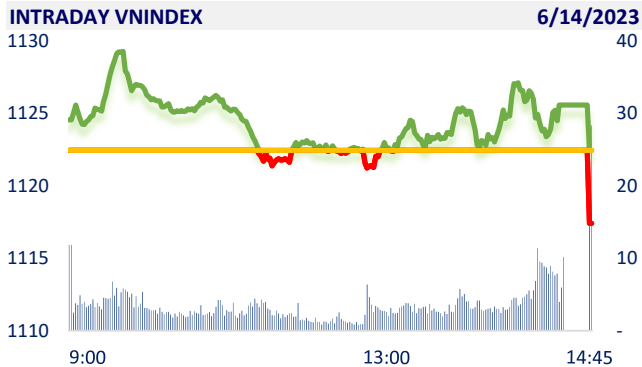
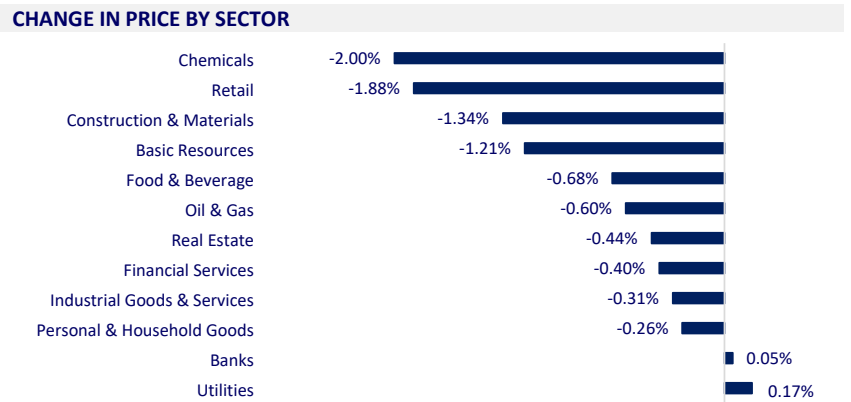


VIETNAM STOCK MARKET		1D	YTD
VN-INDEX	1,117.42	-0.45%	10.96%
VN30	1,110.60	-0.43%	10.49%
HNX	228.91	-0.58%	11.49%
UPCOM	84.82	-0.21%	18.38%
Net Foreign buy (B)	615.01		
Total trading value (B)	20,025.24	-1.19%	132.42%

VNIndex only recorded a slight decrease and remained in green for most of the session. But in contrast to the previous 3 sessions, selling pressure increased strongly towards the end of the session so VNIndex closed at the lowest level.



ETF & DERIVATIVES		1D	YTD
E1VFN30	19,100	0.37%	10.21%
FUEMAV30	13,210	0.00%	10.82%
FUESSV30	13,700	1.11%	9.78%
FUESSV50	16,300	-3.49%	16.01%
FUESSVFL	17,200	0.00%	19.86%
FUEVFNVD	23,600	0.43%	5.36%
FUEVN100	14,380	0.28%	11.04%
VN30F2306	1,112.10	-0.30%	
VN30F2307	1,109.10	-0.17%	
VN30F2309	1,100.00	-0.18%	
VN30F2312	1,095.80	0.34%	



GLOBAL MARKET		1D	YTD
Nikkei	33,502.42	1.47%	28.39%
Shanghai	3,228.99	-0.145%	4.52%
Kospi	2,619.08	-0.72%	17.11%
Hang Seng	19,408.42	-0.58%	-1.89%
STI (Singapore)	3,218.14	0.90%	-1.02%
SET (Thailand)	1,561.15	-0.08%	-6.54%
Brent oil (\$/barrel)	75.42	1.86%	-12.21%
Gold (\$/ounce)	1,961.60	0.14%	7.41%

In the afternoon of June 14, Asian stock markets were mixed after data showed that US inflation fell further last month.

VIETNAM ECONOMY		1D (bps)	YTD (bps)
Vnibor	1.99%	-42	-298
Deposit interest 12M	6.80%	0	-60
5 year-Gov. Bond	2.68%	0	-211
10 year-Gov. Bond	2.91%	-2	-199
USD/VND	23,715	0.19%	-0.19%
EUR/VND	25,840	-0.94%	0.71%
CNY/VND	3,354	0.18%	-3.76%

On June 13, the General Department of Customs said that as of June 11, the total budget revenue from import and export reached VND162,803 billion, equivalent 38.3% of the estimate and down 18.1% over the same period last year.

EVENT CALENDAR

Ticker	Ex-right Date	Last register Date	Exercise Date	Type	Rate	Value
NBC	6/14/2023	6/15/2023	8/10/2023	Cash		300
TNG	6/14/2023	6/15/2023		Stock	100:8	
PMS	6/14/2023	6/15/2023	6/30/2023	Cash		2,750
MBB	6/14/2023	6/15/2023	7/10/2023	Cash		500
VCG	6/14/2023	6/15/2023		Stock	100:1	
SVI	6/14/2023	6/15/2023	6/29/2023	Cash		2,340
CDN	6/14/2023	6/15/2023	7/20/2023	Cash		1,500
VSI	6/14/2023	6/15/2023	6/30/2023	Cash		2,340

SELECTED NEWS

Budget revenue from import and export decreased by more than 18% over the same period;

Vietnam lacks 1 million tons of coal for thermal power, China is overstocked, the price has almost bottomed in the past two years;

Japanese investors will invest USD35 million in Song Khoai Industrial Park in Quang Ninh;

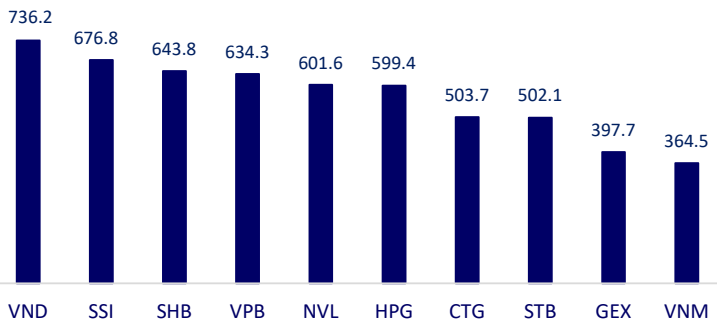
US inflation falls to two-year low;

Global bonds fell after two shock interest rate hikes;

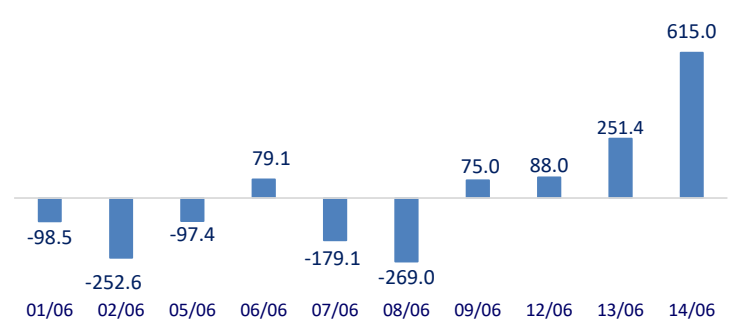
Japan increased the highest electricity price up to 42%.

	Close	1D	5D	Buying vol.	Selling vol.	Content
VCB	102,600	0.10%	5.77%	1,400,285	1,219,895	ACB: ACB's Board of Directors has just issued a resolution on early redemption of the 4th private placement bond, 2021. Accordingly, ACB will buy back 4 lots of bonds, including ACBH2124005, ACBH2124006, ACBH2124011 and ACBH2124012 with a total par value. up to VND10,000 billion. These are 4 lots of non-convertible bonds, no warrants, no assets and no secondary liabilities of ACB.
BID	44,000	-0.79%	-0.79%	1,900,815	2,779,447	
CTG	28,700	1.41%	-0.69%	17,150,125	17,566,930	
TCB	32,600	-0.61%	0.00%	8,562,872	11,111,163	
VPB	19,750	1.28%	-0.75%	44,005,573	55,874,423	
MBB	19,750	-0.26%	-0.50%	18,497,630	23,612,848	
HDB	18,650	0.27%	-1.84%	3,966,088	4,687,845	
TPB	18,150	0.00%	-3.75%	6,624,155	7,783,528	
STB	27,800	-1.42%	-1.94%	33,941,887	35,515,026	
VIB	23,300	-0.43%	-1.27%	15,500,344	23,590,800	
ACB	21,650	0.23%	-0.92%	17,803,450	19,806,181	
NVL	15,200	-2.56%	4.47%	74,905,206	79,524,189	PDR: Proposal to invest in the construction of Phat Dat - Dung Quat Service Urban Industrial Park in areas 2 and 4 of Binh Thanh subdivision, Dung Quat economic zone with a total area of 805 ha.
BCM	80,800	-0.74%	1.51%	426,465	467,273	
PDR	16,950	-4.24%	6.27%	28,863,241	31,142,442	GAS: GAS is about to receive more than VND5.6 billion from PVG's dividend. By the end of 2022, GAS owns 18.7 million PVG shares, accounting for 51.31%
GAS	94,600	0.64%	0.11%	1,205,084	1,575,306	
POW	13,750	-0.72%	0.00%	42,232,281	19,517,459	
PLX	38,050	0.00%	-2.19%	726,217	1,385,488	VIC: VinFast announced its business results in May 2023 with 2,996 electric cars handed over. Although still 793 units lower than in March, this is still an impressive sales level.
VIC	53,800	-0.55%	1.89%	3,561,268	4,592,526	
VHM	57,000	0.53%	3.07%	3,166,339	4,064,464	
VRE	27,150	0.18%	-0.37%	4,982,355	6,814,941	VNM: Countries in the Middle East are contributing nearly 85% of Vinamilk's total revenue from export business.
VNM	67,100	-0.74%	1.36%	8,470,283	8,952,001	
MSN	78,000	-1.02%	3.31%	2,975,943	3,969,793	
SAB	162,000	0.12%	2.34%	284,101	328,757	During the period from 02-09/06/2023, iShares MSCI Frontier & Select EM ETF net sold shares, in which the 2 most sold stocks were SSI and HPG, with the volume of 1.74 million shares and 1.69 million shares respectively, far ahead of the following tickers like POW, GEX, DIG...
BVH	44,600	-0.89%	-0.11%	1,701,330	2,545,204	
VJC	97,100	0.62%	0.52%	1,611,759	1,634,203	
FPT	84,200	-0.24%	-0.94%	1,174,965	3,167,550	
MWG	42,050	-2.21%	0.60%	5,371,049	6,625,511	
GVR	17,900	-2.72%	-3.50%	4,545,806	6,862,574	
SSI	25,400	0.20%	1.20%	49,971,083	48,583,991	
HPG	23,100	-1.28%	2.21%	32,276,524	46,805,270	

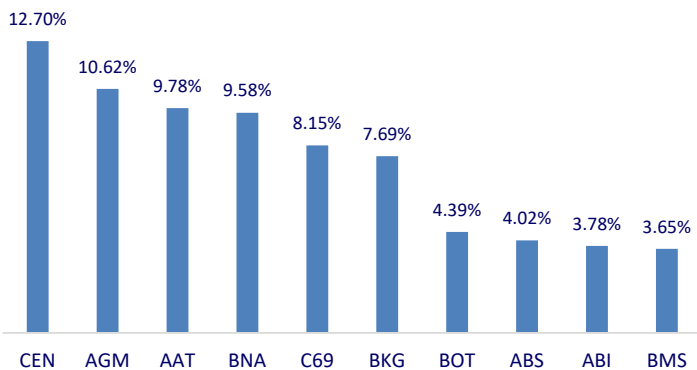
Top highest total traded value stocks (Billion VND)



Foreign net flow 10 nearest sessions (Billion VND)



Top increases in 3 sessions with liquidity



Top decreases in 3 sessions with liquidity

