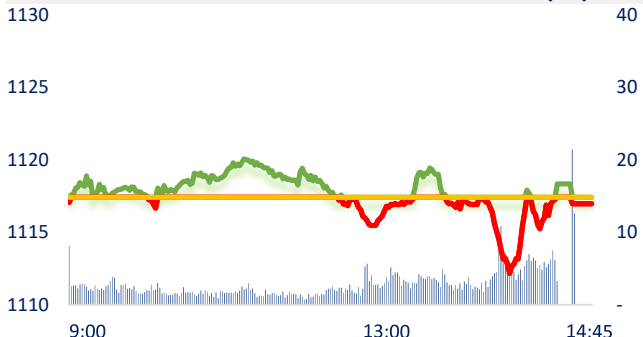
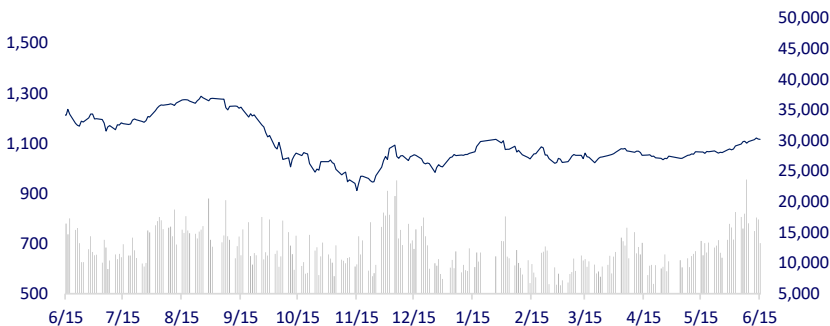
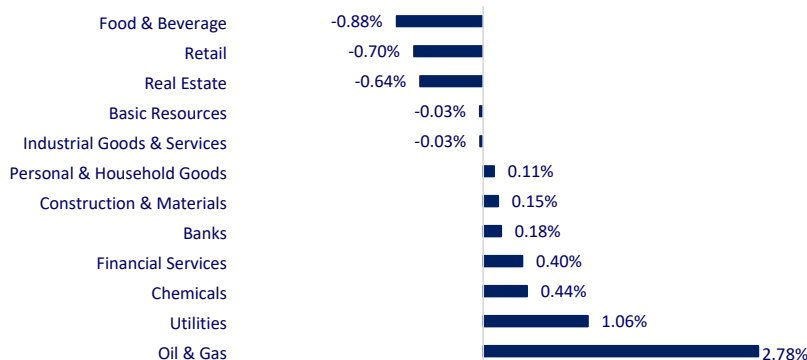


VIETNAM STOCK MARKET		1D	YTD
VN-INDEX	1,116.97	-0.04%	10.91%
VN30	1,108.57	-0.18%	10.28%
HNX	229.53	0.27%	11.80%
UPCOM	84.55	-0.32%	18.00%
Net Foreign buy (B)	411.81		
Total trading value (B)	15,553.42	-22.33%	80.52%

VNIndex only maintained the green in the morning session, then turned to decrease. Food and beverage stocks had the strongest drop (-0.88%) when all 3 representatives VNM, MSN and SAB all recorded a rather deep drop of 1.19%, 1.15% and 1.85%, respectively.

**INTRADAY VNINDEX 6/15/2023**

**VNINDEX (1Y)**

**ETF & DERIVATIVES 1D YTD**

E1VFN30	19,000	-0.52%	9.64%
FUEMAV30	13,210	0.00%	10.82%
FUESSV30	13,630	-0.51%	9.21%
FUESSV50	16,850	3.37%	19.93%
FUESSVFL	17,050	-0.87%	18.82%
FUEVFN30	23,500	-0.42%	4.91%
FUEVN100	14,330	-0.35%	10.66%
VN30F2306	1,109.30	-0.25%	
VN30F2307	1,098.70	-0.94%	
VN30F2309	1,090.50	-0.86%	
VN30F2312	1,085.90	-0.90%	

**CHANGE IN PRICE BY SECTOR**

**GLOBAL MARKET 1D YTD**

Nikkei	33,485.49	-0.05%	28.32%
Shanghai	3,252.98	0.743%	5.30%
Kospi	2,608.54	-0.40%	16.64%
Hang Seng	19,828.92	2.17%	0.24%
STI (Singapore)	3,242.85	0.77%	-0.26%
SET (Thailand)	1,557.71	-0.22%	-6.74%
Brent oil (\$/barrel)	74.19	1.44%	-13.64%
Gold (\$/ounce)	1,945.10	-0.17%	6.51%

In the afternoon of June 15, Asian stock markets mixed up and down, after simultaneously gaining in the morning session, thanks to the news that the US Federal Reserve (Fed) halted interest rate hikes and the PBoC unexpectedly lowered medium-term lending rates to stimulate economic growth.

**VIETNAM ECONOMY 1D (bps) YTD (bps)**

Vnibor	1.73%	-26	-324
Deposit interest 12M	6.80%	0	-60
5 year-Gov. Bond	2.66%	-2	-213
10 year-Gov. Bond	2.90%	-1	-200
USD/VND	23,745	0.30%	-0.06%
EUR/VND	25,952	-0.86%	1.14%
CNY/VND	3,359	0.24%	-3.62%

On June 15, the State Bank increased the central exchange rate by 4 dong, to 23,704 dong/USD. The USD price at banks is almost unchanged.

**EVENT CALENDAR**

Ticker	Ex-right Date	Last register Date	Exercise Date	Type	Rate	Value
BFC	6/15/2023	6/16/2023	6/30/2023	Cash		1,400
TEG	6/15/2023	6/16/2023		Stock	100:11	
CLC	6/15/2023	6/16/2023	6/29/2023	Cash		2,000
LIX	6/15/2023	6/16/2023	6/28/2023	Cash		2,000
CPC	6/15/2023	6/16/2023	7/7/2023	Cash		1,500
THG	6/15/2023	6/16/2023	10/6/2023	Cash & Stock	100:15	500
ARM	6/16/2023	6/19/2023	7/20/2023	Cash		600
SBA	6/16/2023	6/19/2023	7/5/2023	Cash		1,800

## SELECTED NEWS

Many types of Vietnamese rice have higher selling prices than Thailand and India;

TKV ensures to supply about 18.7 million tons of coal for power production in the last 6 months of the year;

Vietnam and the UAE will soon complete negotiations on the Comprehensive Economic Partnership Agreement in the near future;

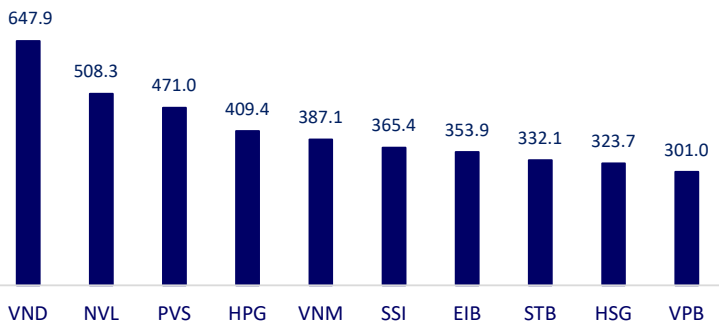
Fed decided to keep interest rates unchanged, signaling there will be 2 more hikes this year;

IEA: Global oil demand peaks at the end of the decade;

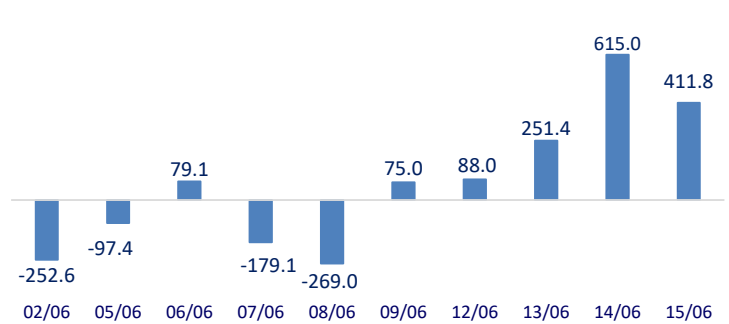
The special committee further investigated the Credit Suisse bailout.

	Close	1D	5D	Buying vol.	Selling vol.	Content
VIB	103,500	0.88%	3.50%	2,043,115	1,440,677	VIB: A new loan of USD100 million from IFC with a term of 5 years has just been signed, bringing the total credit limit granted to VIB by IFC to USD450 million. With this agreement, VIB will have more financial resources to strengthen and boost credit activities for individual customers to buy and repair houses.
BID	43,850	-0.34%	0.34%	1,442,578	1,886,182	
CTG	29,000	1.05%	1.58%	11,717,213	15,449,283	
TCB	32,650	0.15%	2.83%	6,241,435	7,064,912	
VPB	19,700	-0.25%	1.03%	16,681,261	24,057,277	
MBB	19,700	-0.25%	0.98%	15,603,976	18,747,181	
HDB	18,650	0.00%	-0.27%	3,125,080	3,696,467	
TPB	18,150	0.00%	-1.31%	5,155,925	5,393,838	
STB	27,800	0.00%	0.72%	25,449,394	20,260,162	
VIB	23,150	-0.64%	1.31%	10,479,561	13,007,498	
ACB	21,700	0.23%	0.46%	8,435,266	12,529,817	
NVL	15,250	0.33%	7.39%	77,059,478	69,381,013	NVL: NovaGroup has registered to sell 136 million shares of NVL to balance the investment portfolio and support the structure of debts and other obligations. Expected time from June 16 to July 14.
BCM	80,000	-0.99%	0.88%	603,495	556,366	
PDR	17,300	2.06%	6.13%	35,159,642	30,097,938	GAS: PGV will extend the gas trading contract with GAS with an offtake volume of 1.85 billion m3, the extension period is 10 years to ensure gas supply for the Phu My power plant cluster.
GAS	96,600	2.11%	3.21%	2,231,900	2,396,973	
POW	13,550	-1.45%	-1.81%	12,047,549	15,745,476	VIC: VinFast thoroughly handles all problems arising at the factory due to manufacturer's errors, and directly supports customers with service vouchers or money depending on the group of errors.
PLX	38,300	0.66%	0.00%	2,410,546	2,602,770	
VIC	53,500	-0.56%	2.10%	3,432,230	4,262,052	VNM: PLATINUM VICTORY PTE. LTD continues to not buy any VNM shares out of nearly 21 million shares registered to buy from May 17 to June 15, 2023
VHM	56,500	-0.88%	1.99%	3,109,280	6,522,715	
VRE	26,850	-1.10%	-0.19%	4,516,698	6,651,710	The VanEck Vectors Vietnam ETF (VNM ETF) in the period from June 2 to September 9, 2023 had a decision to net buy all stocks in the portfolio. HPG, VND and NVL were the 3 stocks bought the most by VNM ETF, with volumes of 345,200 shares, 322,900 shares, and 300,800 shares, respectively. No shares were sold in VNM ETF's portfolio.
VNM	66,300	-1.19%	1.22%	7,650,534	8,489,260	
MSN	77,100	-1.15%	3.63%	1,798,347	2,173,759	The VanEck Vectors Vietnam ETF (VNM ETF) in the period from June 2 to September 9, 2023 had a decision to net buy all stocks in the portfolio. HPG, VND and NVL were the 3 stocks bought the most by VNM ETF, with volumes of 345,200 shares, 322,900 shares, and 300,800 shares, respectively. No shares were sold in VNM ETF's portfolio.
SAB	159,000	-1.85%	0.44%	165,589	344,045	
BVH	44,400	-0.45%	0.68%	1,602,076	1,696,380	
VJC	97,100	0.00%	-0.10%	1,110,897	1,214,243	
FPT	84,100	-0.12%	0.60%	1,479,144	2,011,330	
MWG	41,700	-0.83%	2.58%	5,220,148	5,385,729	
GVR	18,050	0.84%	0.28%	4,136,127	4,494,808	
SSI	25,700	1.18%	5.76%	30,009,303	30,969,325	
HPG	23,150	0.22%	1.54%	29,970,563	36,710,620	

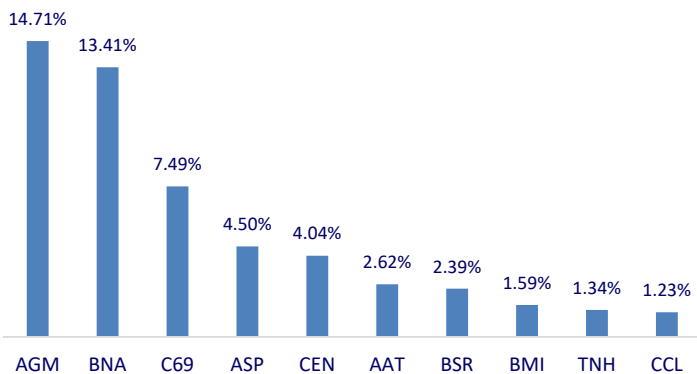
Top highest total traded value stocks (Billion VND)



Foreign net flow 10 nearest sessions (Billion VND)



Top increases in 3 sessions with liquidity



Top decreases in 3 sessions with liquidity

