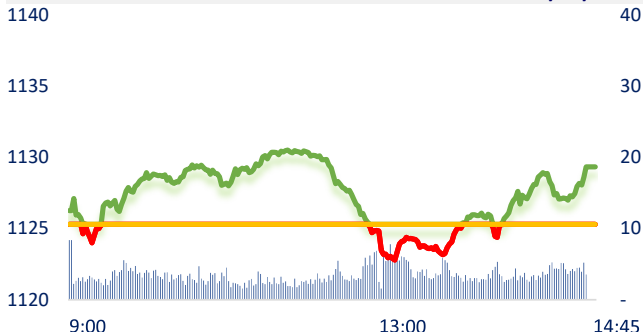
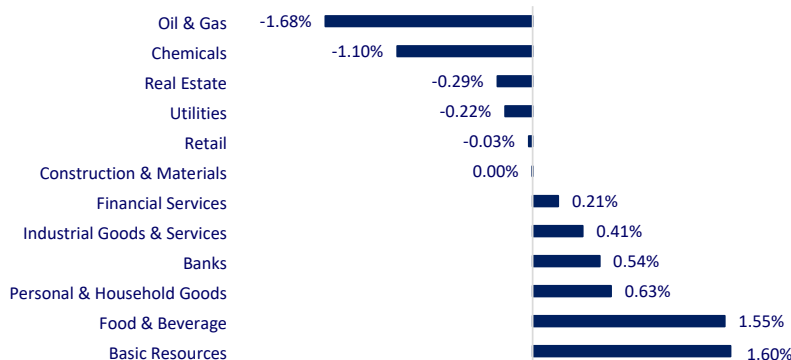


VIETNAM STOCK MARKET		1D	YTD
VN-INDEX	1,129.38	0.36%	12.14%
VN30	1,126.76	0.82%	12.09%
HNX	231.54	-0.16%	12.78%
UPCOM	85.71	0.25%	19.62%
Net Foreign buy (B)	16.32		
Total trading value (B)	21,447.75	-1.69%	148.93%

Today, VNIndex's uptrend decreased compared to the previous 3 sessions when it encountered selling pressure at the end of the morning session and the beginning of the afternoon session, causing the VNIndex to sink into the red. However, thanks to the strong cash inflow to government investment and banking stocks, VNIndex recovered and still closed up 4.08 points (or 0.36%) to 1,129.38 points.

INTRADAY VNINDEX 6/23/2023

VNINDEX (1Y)


ETF & DERIVATIVES		1D	YTD
E1VFN30	19,290	0.84%	11.31%
FUEMAV30	13,360	1.06%	12.08%
FUESSV30	13,700	0.00%	9.78%
FUESSV50	16,860	2.00%	20.00%
FUESSVFL	17,730	0.40%	23.55%
FUEVFN30	23,900	0.21%	6.70%
FUEVN100	14,690	1.45%	13.44%

CHANGE IN PRICE BY SECTOR


VN30F2307	1,119.10	0.46%	
VN30F2308	1,116.30	0.66%	
VN30F2309	1,108.10	0.15%	
VN30F2312	1,101.30	0.48%	

GLOBAL MARKET		1D	YTD
Nikkei	32,781.54	-1.45%	25.63%
Shanghai	3,197.90	0.00%	3.52%
Kospi	2,570.10	-0.91%	14.92%
Hang Seng	18,889.97	-1.71%	-4.51%
STI (Singapore)	3,191.60	-0.96%	-1.84%
SET (Thailand)	1,505.52	-0.25%	-9.87%
Brent oil (\$/barrel)	73.18	-1.35%	-14.82%
Gold (\$/ounce)	1,927.40	0.15%	5.54%

Asian stock markets fell in the afternoon of June 23, after a series of interest rate hikes by central banks raised concerns about the global economy. The market is now turning its attention to Japan after higher-than-expected inflation figures.

VIETNAM ECONOMY		1D (bps)	YTD (bps)
Vnibor	1.08%	8	-389
Deposit interest 12M	6.30%	0	-110
5 year-Gov. Bond	2.15%	-3	-264
10 year-Gov. Bond	2.53%	-15	-237
USD/VND	23,735	0.16%	-0.11%
EUR/VND	26,000	-1.89%	1.33%
CNY/VND	3,347	0.00%	-3.96%

In the first 5 months of 2023, Vietnam's fertilizer export turnover decreased by 42.2%, of which, in the main market, Cambodia, the turnover decreased by 19.2% and the price decreased by 25.1% over the same period last year 2022.

EVENT CALENDAR

Ticker	Ex-right Date	Last register Date	Exercise Date	Type	Rate	Value
TLG	6/23/2023	6/26/2023	7/5/2023	Cash		2,000
DHT	6/23/2023	6/26/2023		Stock	100:180	
NSC	6/23/2023	6/26/2023	7/26/2023	Cash		2,000
SSB	6/23/2023	6/26/2023		Stock	100:20	
HSG	6/26/2023	6/27/2023		Stock	100:3	
SSC	6/27/2023	6/28/2023	7/28/2023	Cash		1,500
FIR	6/26/2023	6/27/2023		Stock	100:20	
MIG	6/27/2023	6/28/2023	8/11/2023	Cash		500

SELECTED NEWS

Vietnam's economy is forecasted to grow by 6 - 6.5% in 2023;

The General Department of Taxation requires commercial banks to provide transaction information, balances.. for inspection within 10 days;

Export turnover decreased, fertilizer enterprises focused on expanding the market;

Japan's core CPI hits 42-year high;

UK: BoE raised interest rates by 0.5 percentage points due to prolonged inflation;

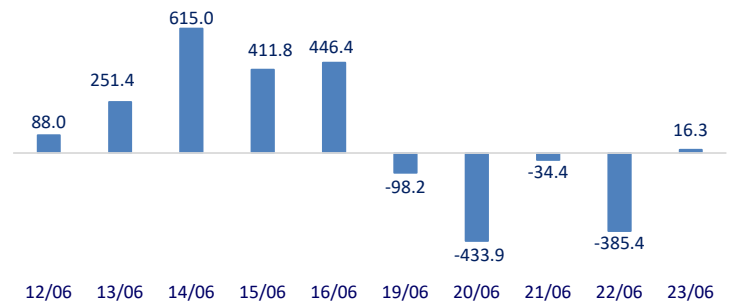
US: Fed Chairman defends his view of raising interest rates to curb inflation.

	Close	1D	5D	Buying vol.	Selling vol.	Content
VCB	99,900	-0.50%	-4.86%	1,375,870	1,276,932	VIB: VIB plans to issue 7.6 million ESOP shares, issue rate 0.36%. The total issuance value at par value is 76 billion dong. These shares are restricted from being transferred for 1 year from the end of the issuance.
BID	44,300	0.80%	1.37%	3,712,493	3,591,851	
CTG	29,250	-0.68%	2.63%	9,167,615	10,278,013	
TCB	32,900	0.92%	1.08%	8,912,412	8,058,524	
VPB	20,200	3.06%	3.32%	89,623,756	82,967,095	
MBB	20,200	1.51%	2.54%	32,726,612	26,315,269	
HDB	18,650	-0.27%	0.27%	4,572,603	5,078,062	
TPB	18,500	0.54%	1.65%	11,621,309	12,860,976	
STB	30,300	1.00%	4.48%	40,957,209	34,836,303	
VIB	19,950	1.01%	3.64%	12,837,956	10,148,807	
ACB	21,900	1.15%	0.46%	24,754,469	21,983,867	
NVL	14,500	-1.02%	-2.68%	63,122,386	68,702,482	BCM: has just approved a plan to issue a maximum of VND2,000 billion of private bonds. Currently, BCM has not announced the detailed issuance as well as the purpose and plan to use capital.
BCM	80,600	-0.86%	-0.74%	457,799	520,796	
PDR	17,150	-1.15%	1.78%	27,046,570	27,377,087	
GAS	95,200	-0.42%	-0.31%	1,036,059	1,405,120	Ending Thursday's session, the Brent oil contract dropped USD2.98 (or 3.9%) to USD74.14 a barrel. WTI oil contract lost USD3.02 (4.2%) to 69.51 USD/barrel.
POW	13,700	-0.36%	1.48%	18,266,712	17,828,794	
PLX	37,500	-0.40%	0.81%	1,426,238	1,413,826	
VIC	52,000	-0.76%	-2.80%	3,923,352	3,424,371	VIC: By the end of May, VinFast has sold 8,483 electric vehicles, an increase of more than 500% over the same period. In the same period last year, VinFast only sold VF e34 with 1,359 units
VHM	56,000	0.54%	0.00%	3,011,435	2,969,257	
VRE	26,850	-0.56%	1.32%	5,299,794	7,231,888	
VNM	69,100	3.29%	4.54%	21,672,712	19,000,456	VNM: VNM had the strongest gain in a year (3.3% today) and nearly 12 million units matched, a record high in the 17-year listing history of this stock.
MSN	77,300	1.31%	0.91%	2,856,985	2,475,773	
SAB	156,500	1.10%	0.97%	402,091	325,846	
BVH	45,100	2.15%	2.38%	2,990,712	2,957,186	FPT: IT services in the foreign market continued its impressive growth with a revenue of VND9,245 billion, equivalent to an increase of 32%, led by the growth of the Japanese market (up 41%) and APAC (up 50%).
VJC	94,700	0.53%	-0.84%	776,941	810,838	
FPT	85,100	-0.47%	0.71%	1,594,718	1,721,593	
MWG	42,900	-0.35%	3.75%	4,352,961	4,709,170	
GVR	19,000	-1.81%	6.74%	5,995,953	6,843,505	
SSI	26,000	-0.38%	3.54%	30,738,938	25,100,634	
HPG	25,400	2.21%	8.32%	67,267,874	51,272,394	

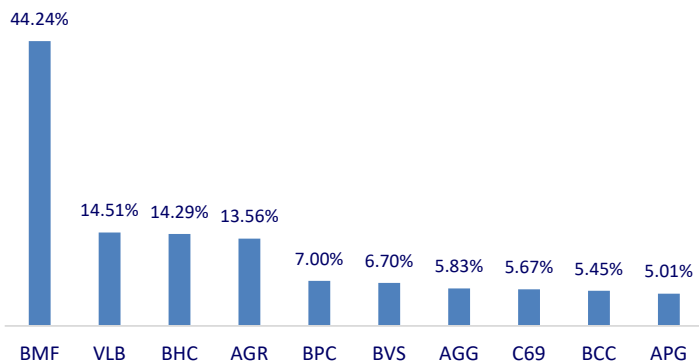
Top highest total traded value stocks (Billion VND)



Foreign net flow 10 nearest sessions (Billion VND)



Top increases in 3 sessions with liquidity



Top decreases in 3 sessions with liquidity

