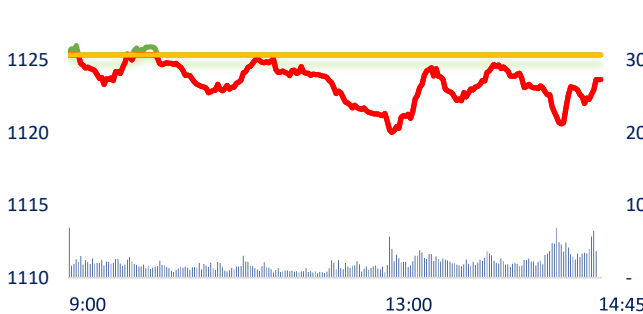
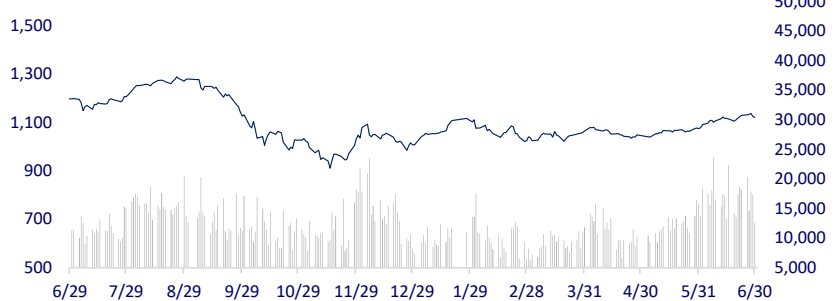
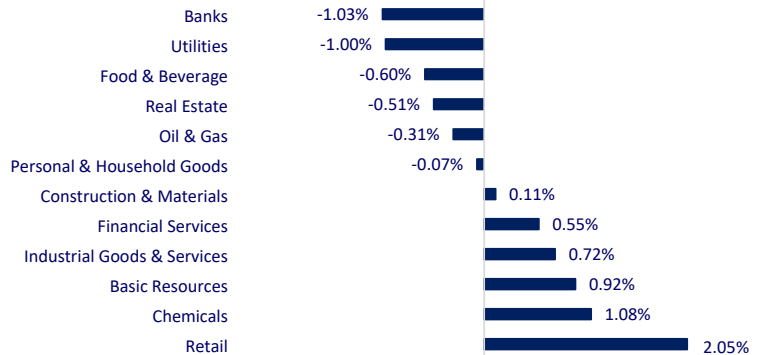


VIETNAM STOCK MARKET		1D	YTD
VN-INDEX	1,120.18	-0.46%	11.23%
VN30	1,123.13	-0.19%	11.73%
HNX	227.32	-0.07%	10.72%
UPCOM	86.00	0.43%	20.03%
Net Foreign buy (B)	414.11		
Total trading value (B)	14,421.95	-27.31%	67.39%

Today, VNIndex only had a few moments of gaining, most of trading time were in the red and closed at the lowest level of the session. Foreign investors had the 3rd net buying session in a row with VND414 billion, continuing to focus mainly on HPG with nearly VND164 billion.

INTRADAY VNINDEX 6/30/2023

VNINDEX (1Y)


ETF & DERIVATIVES		1D	YTD
E1VFN30	19,350	0.26%	11.66%
FUEMAV30	13,330	0.00%	11.83%
FUESSV30	13,910	0.80%	11.46%
FUESSV50	16,800	0.12%	19.57%
FUESSVFL	17,540	-0.96%	22.23%
FUEVFN30	24,090	-0.04%	7.54%
FUEVN100	14,580	-0.14%	12.59%
VN30F2307	1,117.30	0.21%	
VN30F2308	1,114.00	0.07%	
VN30F2309	1,111.40	0.22%	
VN30F2312	1,101.90	-0.01%	

CHANGE IN PRICE BY SECTOR


GLOBAL MARKET		1D	YTD
Nikkei	33,189.04	-0.14%	27.19%
Shanghai	3,202.06	0.62%	3.65%
Kospi	2,564.28	0.56%	14.66%
Hang Seng	18,916.43	-0.09%	-4.37%
STI (Singapore)	3,205.91	-0.04%	-1.40%
SET (Thailand)	1,503.10	1.59%	-10.01%
Brent oil (\$/barrel)	74.50	0.12%	-13.28%
Gold (\$/ounce)	1,913.70	-0.12%	4.79%

Asian stock markets were mixed on June 29, as central banks warned that they would continue to raise interest rates to control inflation.

VIETNAM ECONOMY		1D (bps)	YTD (bps)
Vnibor	0.48%	0	-449
Deposit interest 12M	6.30%	0	-110
5 year-Gov. Bond	2.14%	-1	-265
10 year-Gov. Bond	2.59%	7	-231
USD/VND	23,800	0.23%	0.17%
EUR/VND	26,019	-1.30%	1.40%
CNY/VND	3,317	-0.12%	-4.82%

According to the General Statistics Office report, as of June 20, 2023, the total means of payment increased by 2.53% compared to the end of 2022 (the same period last year up 3.3%); capital mobilization of credit institutions increased by 3.26% (the same period increased by 3.97%); credit growth reached 3.13% (the same period increased by 8.51%).

EVENT CALENDAR

Ticker	Ex-right Date	Last register Date	Exercise Date	Type	Rate	Value
HHS	6/30/2023	7/3/2023		Stock	25:2	
SHP	7/3/2023	7/4/2023	7/14/2023	Cash		1,000
AAT	7/4/2023	7/5/2023		Stock	100:11	
STK	7/4/2023	7/5/2023		Stock	100:15	
HDG	7/4/2023	7/5/2023		Stock	100:25	
DTT	7/4/2023	7/5/2023	7/20/2023	Cash		800
KMT	7/4/2023	7/5/2023	7/20/2023	Cash		800
TSB	7/4/2023	7/5/2023	7/20/2023	Cash		500

SELECTED NEWS

As of June 20, credit growth reached 3.13%;

Total state budget revenue in the first 6 months of 2023 reached VND875.8 trillion, equaling 54% of the year estimate;

Total FDI into Vietnam in 6 months reached USD13.43 billion, down 4.3% over the same period last year;

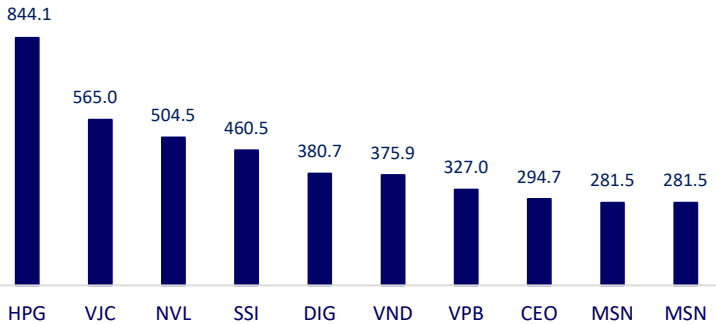
EU amends the application of safeguard measures to some imported steels;

ECB: Profits in the Eurozone continue to put pressure on inflation;

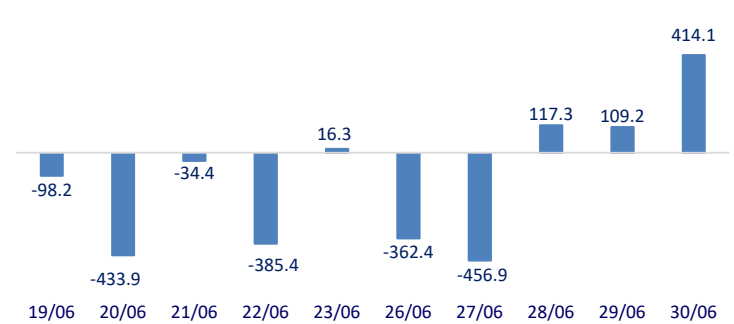
Japan's yen fell, heading for a more than 8% drop.

	Close	1D	5D	Buying vol.	Selling vol.	Content
VCB	100,000	-1.86%	0.10%	889,252	1,076,999	HDB: HDBank announced that the last registration date to close the list of shareholders to receive the share dividend in 2022 at the rate of 15% is July 20, 2023, shortly after completing the payment of cash dividend at the rate of 10%. Charter capital of HDBank will increase from VND25,303 billion to over VND29,076 billion. The bank plans to spend most of the additional capital to supplement capital for medium and long-term loans.
BID	43,350	-2.58%	-2.14%	1,649,854	1,979,364	
CTG	29,500	-1.34%	0.85%	11,300,030	11,271,975	
TCB	32,350	-0.92%	-1.67%	4,534,919	4,741,654	
VPB	19,850	-0.25%	-1.73%	24,655,572	27,050,840	
MBB	20,200	-0.49%	0.00%	19,154,562	14,520,217	
HDB	18,600	1.36%	-0.27%	5,384,650	5,832,096	
TPB	18,000	-0.55%	-2.70%	4,602,437	5,791,368	
STB	29,800	0.85%	-1.65%	25,535,898	18,274,598	
VIB	19,650	-0.51%	-1.50%	6,008,288	6,412,523	
ACB	22,050	0.68%	0.68%	10,163,307	11,617,597	
NVL	14,850	-1.00%	2.41%	55,333,384	65,041,084	BCM: In 2023, BCM sets a total revenue of VND9,460 billion, up 19%, Profit after tax reached VND2,263 billion, up 32% compared to 2022. Expected dividend payment in 2023 is 9%.
BCM	79,200	0.00%	-1.74%	577,665	686,478	
PDR	16,800	1.82%	-2.04%	27,899,779	35,148,469	Oil prices rose slightly on Thursday (June 29) thanks to a sharper-than-expected drop in US crude inventories. Ending Thursday's session, the Brent oil contract rose 0.4% to USD74.34 per barrel
GAS	93,000	-1.69%	-2.31%	1,115,860	1,516,864	
POW	13,400	-1.11%	-2.19%	15,206,735	16,250,528	
PLX	37,350	-0.40%	-0.40%	918,964	1,101,548	VHM: Vinhomes consortium won the bid for an urban area project along Cam Ranh Bay with a scale of 1,254ha, total investment cost is VND85,293 billion.
VIC	51,000	-1.54%	-1.92%	2,639,310	4,089,463	
VHM	55,000	0.00%	-1.79%	2,342,619	2,224,140	
VRE	26,800	-0.74%	-0.19%	4,624,404	7,472,156	MSN: MSN continues to be honored in the TOP 50 Corporate Sustainability Awards in 2023 in both categories: Sustainable Resource Management, Outstanding Risk Management Platform.
VNM	71,000	-1.25%	2.75%	5,955,218	8,819,907	
MSN	75,200	-0.27%	-2.72%	1,486,739	1,827,689	
SAB	153,600	-0.26%	-1.85%	265,603	391,535	VJC: On June 28, Vietjet successfully raised VND300 billion after issuing 3,000 bonds code VJCH2328003. The bond lot has a term of 5 years, the par value of each bond is VND100 million/bond. The interest rate of VJCH2328003 is 12%/year.
BVH	44,100	-0.45%	-2.22%	1,559,880	1,296,541	
VJC	94,300	0.21%	-0.42%	916,834	1,121,190	
FPT	86,000	-0.58%	1.06%	1,165,722	1,363,284	
MWG	43,300	1.41%	0.93%	6,828,745	7,866,958	
GVR	19,400	1.84%	2.11%	7,477,275	6,004,739	
SSI	25,800	1.38%	-0.77%	30,056,476	29,089,308	
HPG	26,150	1.36%	2.95%	44,886,473	37,356,164	

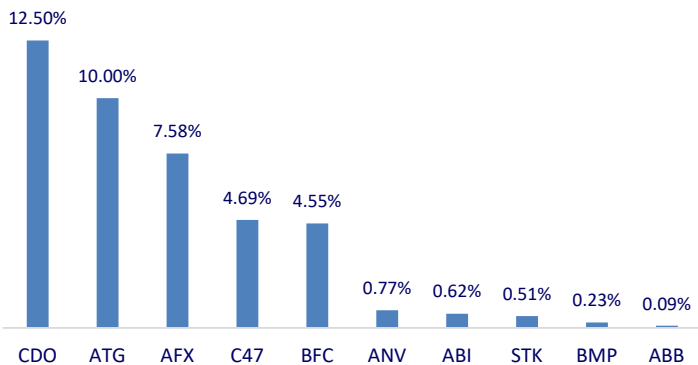
Top highest total traded value stocks (Billion VND)



Foreign net flow 10 nearest sessions (Billion VND)



Top increases in 3 sessions with liquidity



Top decreases in 3 sessions with liquidity

