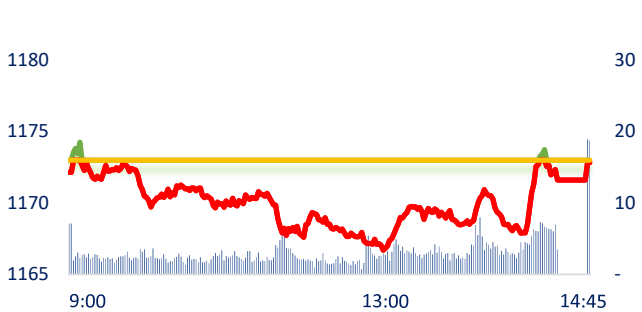
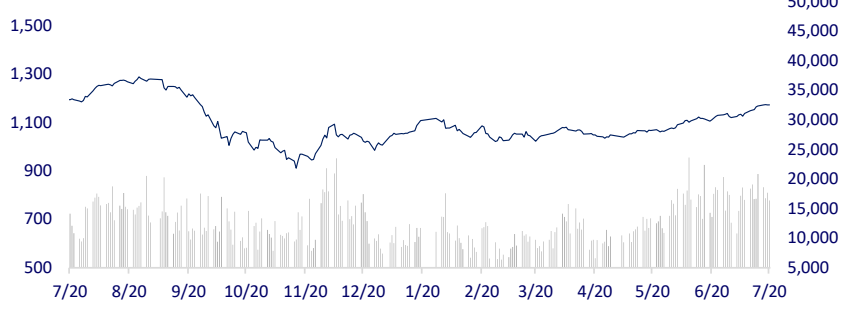
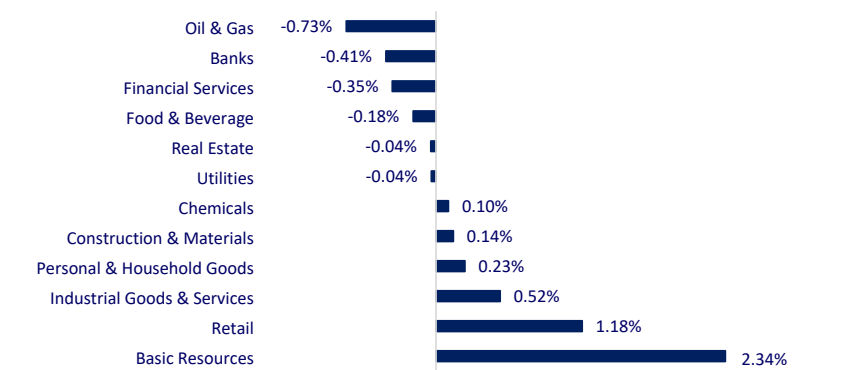


VIETNAM STOCK MARKET		1D	YTD
VN-INDEX	1,172.81	-0.01%	16.46%
VN30	1,168.26	0.26%	16.22%
HNX	233.07	0.69%	13.52%
UPCOM	87.65	0.60%	22.33%
Net Foreign buy (B)	-28.99		
Total trading value (B)	18,574.63	-7.63%	115.58%

Today, the stock market continued to have a slight decline. The red remained in most of the session except for a few times when VNIndex recovered above reference level, but weak demand could not help the index go up.

INTRADAY VNINDEX 7/20/2023

VNINDEX (1Y)

ETF & DERIVATIVES

		1D	YTD
E1VFN30	20,010	-0.50%	15.46%
FUEMAV30	13,840	0.00%	16.11%
FUESSV30	14,390	-0.14%	15.30%
FUESSV50	17,650	0.00%	25.62%
FUESSVFL	17,950	-0.06%	25.09%
FUEVFVND	25,220	0.48%	12.59%
FUEVN100	15,140	-0.07%	16.91%
VN30F2307	1,165.10	0.09%	
VN30F2308	1,163.00	0.10%	
VN30F2309	1,159.50	0.05%	
VN30F2312	1,151.00	-0.04%	

CHANGE IN PRICE BY SECTOR

GLOBAL MARKET

		1D	YTD
Nikkei 225	32,465.00	-1.31%	24.41%
Shanghai Component	3,169.52	-0.92%	2.60%
Shenzhen Component	10,816.27	-1.06%	-1.81%
Hang Seng	18,924.06	-0.15%	-4.33%
Kospi	2,600.23	-0.31%	16.27%
BSE Sensex	67,571.90	0.71%	11.06%
STI (Singapore)	3,274.38	-0.03%	0.71%
SET (Thái Lan)	1,521.18	-1.01%	-8.93%
Brent oil (\$/barrel)	79.81	0.24%	-7.10%
Gold (\$/ounce)	1,984.05	-0.10%	8.64%

Most Asian stock markets fell on Monday, as technology stocks sold off as investors wary of the sector ahead of a report from chip giant TSMC. According to a Reuters poll, TSMC is expected to drop 27% in profit and 13% in revenue in Q2.

VIETNAM ECONOMY

		1D (bps)	YTD (bps)
Vnibor	0.29%	-10	-468
Deposit interest 12M	6.30%	0	-110
5 year-Gov. Bond	1.92%	0	-287
10 year-Gov. Bond	2.47%	-4	-243
USD/VND	23,870	0.08%	0.46%
EUR/VND	26,949	-0.03%	5.03%
CNY/VND	3,372	0.81%	-3.24%

The State Bank directs the implementation of a credit package of VND15,000 billion for the field of forestry and fishery products, the implementation period is until the end of June 30, 2024. Lending interest rate in Vietnam dong, at least 1-2%/year lower than the average lending interest rate of the same term.

EVENT CALENDAR

Ticker	Ex-right Date	Last register Date	Exercise Date	Type	Rate	Value
SPC	7/20/2023	7/21/2023	8/14/2023	Cash		700
ABT	7/20/2023	7/21/2023	8/4/2023	Cash		1,000
BTT	7/20/2023	7/21/2023	9/28/2023	Cash		2,000
PGD	7/20/2023	7/21/2023		Stock	10:1	
PGD	7/20/2023	7/21/2023	9/28/2023	Cash		4,500
LM8	7/21/2023	7/24/2023	8/14/2023	Cash		1,000
SHB	7/24/2023	7/25/2023		Stock	100:18	
VNL	7/24/2023	7/25/2023		Stock	2:1	

SELECTED NEWS

The State Bank directs the implementation of a credit package of VND15,000 billion for the field of forestry and fishery products;

Ministry of Finance: Striving to estimate the domestic revenue in 2024 to increase by 5-7%;

Social housing projects have difficulties when borrowing a credit package of VND120,000 billion;

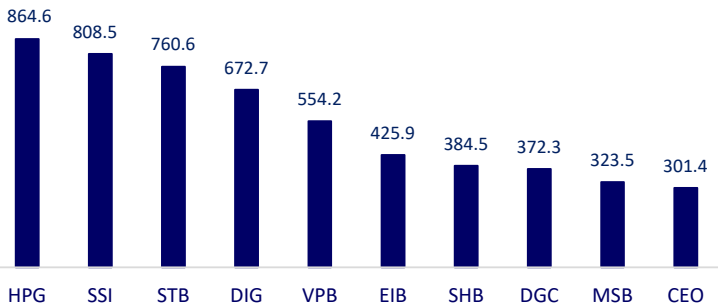
ADB forecasts inflation in Asian economies will 'cool down';

New home construction boomed in the US;

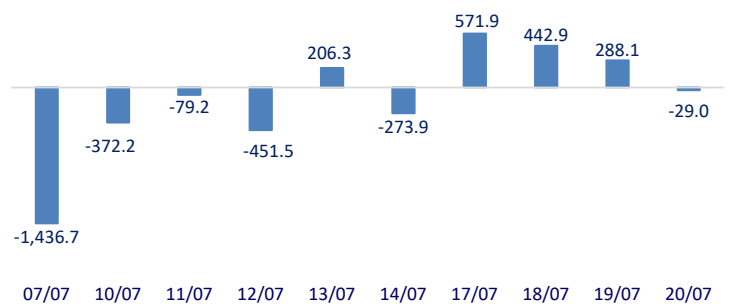
Russia ships oil to China via the Arctic, shortening the time by 30%.

	Close	1D	5D	Buying vol.	Selling vol.	Content
VCB	105,000	-1.41%	0.10%	1,304,470	1,173,749	STB: In the first 6 months of 2023, Sacombank's pre-tax profit reached VND4,755 billion, up 63.5% over the same period, reaching 50.1% of the plan. Total net income reached more than VND13,500 billion, up more than 20% over the same period last year. CIR rate reached 47.8%, down 0.6% over the same period last year.
BID	46,250	0.00%	-1.39%	1,681,890	2,292,168	
CTG	29,650	-0.84%	-1.17%	9,583,403	8,853,162	
TCB	31,900	-1.24%	-0.16%	8,200,504	10,457,894	
VPB	21,000	1.69%	5.26%	34,852,145	31,852,754	
MBB	18,450	0.27%	0.55%	15,438,808	14,262,302	
HDB	17,000	0.89%	5.10%	6,506,688	6,728,766	
TPB	18,800	0.53%	3.01%	20,657,572	19,511,660	
STB	27,850	-1.42%	-7.17%	53,302,086	64,689,778	
VIB	20,500	-0.24%	1.49%	5,903,882	6,117,158	
ACB	22,000	0.00%	0.00%	10,106,956	13,129,420	
NVL	14,800	0.68%	-1.00%	42,902,384	46,317,281	NVL: Novagroup has sold 83 million shares of NVL out of 136 million previously registered. Thereby reducing the ownership ratio to nearly 23.2%, equivalent to holding nearly 454 million shares.
BCM	80,300	0.25%	-0.86%	334,052	439,208	
PDR	19,450	3.46%	1.30%	38,906,846	21,508,180	
GAS	98,700	-0.20%	-0.60%	915,856	1,278,744	POW: In 1H2023, net revenue of NT2 (a subsidiary of POW) reached more than VND4,366 billion and profit after tax reached more than VND378 billion, down 7% and 28% respectively HoH.
POW	13,300	0.00%	-0.37%	27,706,628	18,963,921	
PLX	39,700	-1.00%	-4.11%	3,336,339	3,331,202	
VIC	52,000	-0.19%	0.97%	3,461,129	4,121,572	VIC: Vingroup established Vinpearl Cua Hoi company with charter capital of VND1,264 billion, providing hotel and tourism services
VHM	57,700	-1.37%	2.49%	5,136,229	5,026,766	
VRE	28,050	0.36%	-0.36%	10,303,404	8,353,777	
VNM	72,600	0.00%	-0.68%	4,560,558	5,210,398	MSN: MSN's charter capital increased by more than VND71 billion to over VND14,308 billion thank to the issuance of ESOP shares.
MSN	79,500	-1.61%	-2.81%	4,360,976	3,681,970	
SAB	153,200	0.26%	-0.20%	183,053	360,599	
BVH	46,800	-0.21%	-0.43%	1,233,244	1,422,691	VJC: HDBank sold 8 million VJC shares by put-through method during June 18 - July 11, completing 100% of the registered volume. After the transaction, HDBank reduced the number of shares held by VJC from more than 26.8 million shares to 18.8 million shares, equivalent to 3.47% of VJC's capital.
VJC	97,800	1.14%	3.06%	1,212,738	1,282,378	
FPT	80,300	2.29%	5.94%	3,354,653	4,366,692	
MWG	49,100	1.24%	-0.51%	8,059,532	8,344,294	
GVR	21,500	-0.92%	-0.69%	6,186,193	5,353,622	
SSI	28,000	-1.75%	-1.41%	53,272,571	49,311,583	
HPG	28,200	2.92%	4.25%	64,637,103	49,572,069	

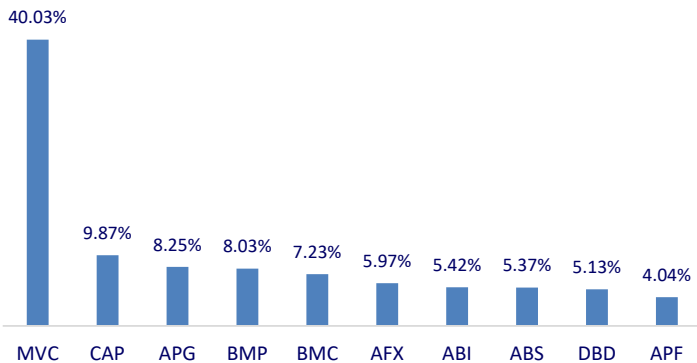
Top highest total traded value stocks (Billion VND)



Foreign net flow 10 nearest sessions (Billion VND)



Top increases in 3 sessions with liquidity



Top decreases in 3 sessions with liquidity

