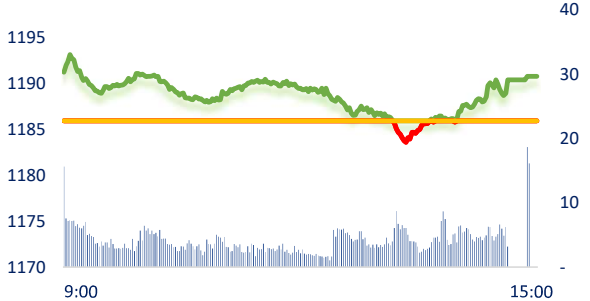
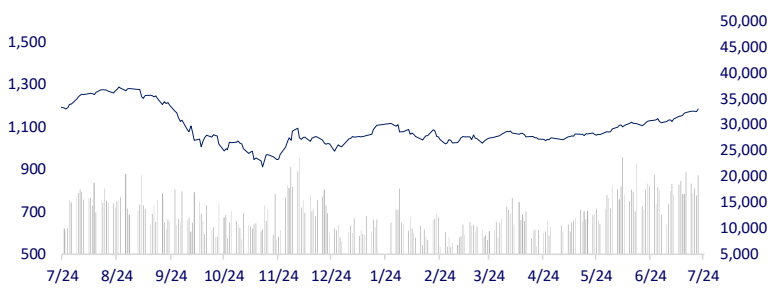
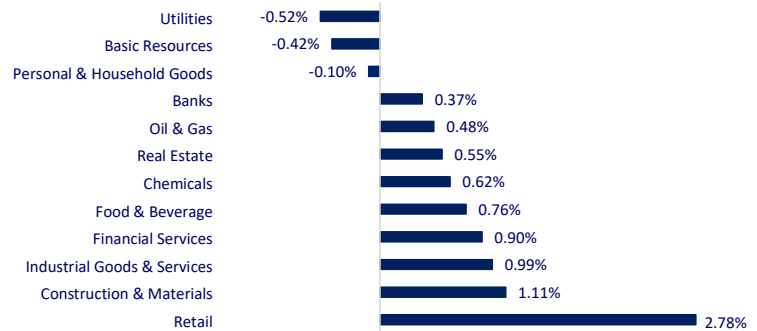


VIETNAM STOCK MARKET		1D	YTD
VN-INDEX	1,190.72	0.41%	18.23%
VN30	1,193.14	0.55%	18.70%
HNX	236.53	0.66%	15.21%
UPCOM	88.69	0.61%	23.78%
Net Foreign buy (B)	82.03		
Total trading value (B)	23,116.76	2.65%	168.30%

VN-Index had the 12th consecutive gaining session. Retail was the most active sector today, mainly driven by MWG stock with a gain of 3.8%. Rice stocks rebounded strongly at the beginning of the session, including TAR (ceiling price), LTG (+8.2%), PAN (+6.5%). Construction and oil and gas stocks also traded actively with some representative codes such as: VCG, TCD, FCN, HTN, PLC, PVB, BSR.

INTRADAY VNINDEX 7/24/2023

VNINDEX (1Y)


ETF & DERIVATIVES		1D	YTD
E1VFN30	20,390	0.69%	17.66%
FUEMAV30	14,100	0.28%	18.29%
FUESSV30	14,680	1.17%	17.63%
FUESSV50	18,200	1.11%	29.54%
FUESSVFL	18,350	1.33%	27.87%
FUEVFNVD	25,900	1.53%	15.63%
FUEVN100	15,510	1.77%	19.77%
VN30F2308	1,191.40	0.55%	
VN30F2309	1,189.10	0.50%	
VN30F2312	1,178.00	0.68%	
VN30F2403	1,177.30	0.78%	

CHANGE IN PRICE BY SECTOR


GLOBAL MARKET		1D	YTD
Nikkei 225	32,692.50	1.17%	25.29%
Shanghai Component	3,164.16	-0.11%	2.42%
Shenzhen Component	10,747.79	-0.58%	-2.43%
Hang Seng	18,646.00	-2.25%	-5.74%
Kospi	2,628.53	0.72%	17.53%
BSE Sensex	66,384.78	-0.45%	9.11%
STI (Singapore)	3,265.14	-0.40%	0.43%
SET (Thái Lan)	1,523.81	-0.36%	-8.77%
Brent oil (\$/barrel)	80.38	0.00%	-6.44%
Gold (\$/ounce)	1,962.65	0.00%	7.47%

Stocks and bonds in China's real estate industry fell to around eight-month lows on Monday as repayment concerns at two of the country's biggest developers deepened a crisis of confidence in the sector. The country's two largest developers, Country Garden and Dalian Wanda, are grappling with cash crunches, leading to a loss of confidence in the industry. This decline comes as a result of the ongoing government crackdown on debts and waning public trust, leaving developers unable to sell properties or refinance their dues. As doubts grow regarding official support and with investors losing hope for any aid to shareholders, the future of the real estate sector remains uncertain.

VIETNAM ECONOMY		1D (bps)	YTD (bps)
Vnibor	0.20%	-2	-477
Deposit interest 12M	6.30%	0	-110
5 year-Gov. Bond	2.18%	28	-261
10 year-Gov. Bond	2.44%	-1	-246
USD/VND	23,890	0.23%	0.55%
EUR/VND	26,682	-1.38%	3.99%
CNY/VND	3,362	-0.03%	-3.53%

The euro slid on Monday after activity data in key economies came in much softer than expected, giving markets a jolt at the start of a week packed with central bank meetings at which investors expect rate hikes in Europe and the United States. The European common currency fell sharply, skidding after a quiet Asian session after PMI data showed business activity contracted in France and Germany.

EVENT CALENDAR

Ticker	Ex-right Date	Last register Date	Exercise Date	Type	Rate	Value
SHB	7/24/2023	7/25/2023		Stock	100:18	
VNL	7/24/2023	7/25/2023		Stock	2:1	
NNC	7/24/2023	7/25/2023	8/15/2023	Cash		500
VCB	7/25/2023	7/26/2023		Stock	1000:181	
POT	7/26/2023	7/27/2023	8/15/2023	Cash		615
VNF	7/27/2023	7/28/2023	8/18/2023	Cash		700
NCT	7/27/2023	7/28/2023	8/28/2023	Cash		5,000
HD6	7/27/2023	7/28/2023	8/30/2023	Cash		1,200

SELECTED NEWS

EVN and Binh Thuan Provincial People's Committee discuss to remove obstacles for power transmission projects;

Fifteen transitional renewable energy projects reach commercial operations;

Domestic rice prices increased sharply after news of India's export restriction;

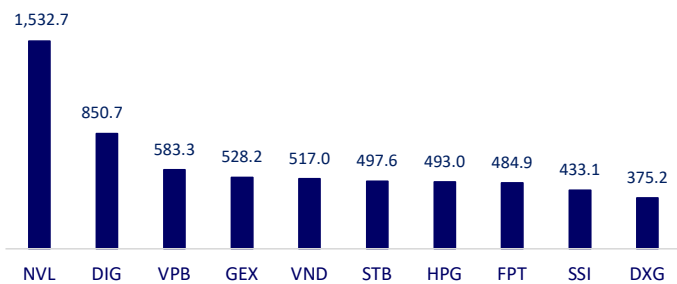
The Yen faces strong volatility as BoJ and Fed prepare to meet on interest rates;

The US considers options to avoid the risk of default;

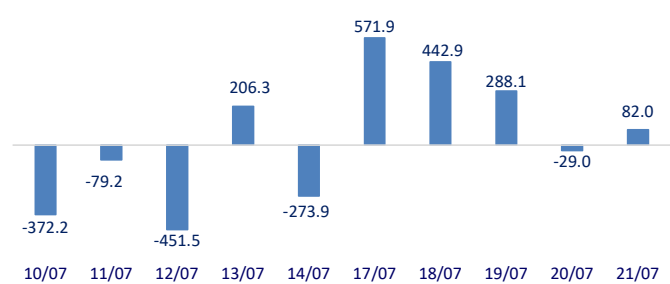
Goldman Sachs: Stronger oil demand will boost oil prices.

	Close	1D	5D	Buying vol.	Selling vol.	Content
VCB	104,600	-0.38%	-0.19%	1,524,678	1,294,099	ACB: ACB's Board of Directors has just approved the plan to issue VND20,000 billion of bonds in 2023. The issue price is equal to par value. This is a non-convertible bond, without warrants, without assets and is not a secondary debt of ACB. The bond has a term of up to 5 years and has a fixed interest rate throughout the term.
BID	46,800	0.11%	1.30%	3,134,513	4,386,858	
CTG	29,850	0.51%	0.51%	8,855,716	11,028,811	
TCB	32,450	0.46%	1.72%	10,596,759	8,444,537	
VPB	21,850	2.10%	6.85%	41,512,797	42,201,978	
MBB	18,750	0.54%	0.81%	17,692,699	17,840,141	
HDB	17,250	0.29%	4.96%	4,229,192	4,516,451	
TPB	18,650	-0.53%	2.19%	13,983,809	13,630,218	
STB	28,700	-0.17%	2.50%	27,560,339	42,113,833	
VIB	21,000	2.19%	2.94%	12,644,723	11,886,857	
ACB	22,050	-0.23%	0.23%	11,066,065	14,695,209	
NVL	16,200	6.93%	5.54%	189,897,464	150,842,775	NVL: Lam Dong Provincial People's Committee has just issued a written notice to assign the Department of Construction to receive Novaland's planning ideas and hand them over to localities.
BCM	79,200	-0.50%	-1.00%	268,290	359,652	
PDR	21,350	2.64%	9.49%	30,740,127	26,410,164	PLX: In the first half of 2023, PLX's term deposits at PGBank decreased by VND600 billion; at the same time, payment deposits also decreased by more than VND158 billion.
GAS	98,500	-0.91%	-0.51%	953,699	1,044,513	
POW	13,300	0.38%	-0.37%	23,543,111	28,142,936	
PLX	40,300	-0.49%	-1.59%	2,475,483	3,106,317	VHM: VHM was one of the top stocks that were strongly bought by foreign investors today with a value of VND25.4 billion.
VIC	52,000	-0.19%	-1.70%	3,970,234	5,109,995	
VHM	59,100	0.17%	0.17%	2,823,304	3,620,374	
VRE	28,400	0.00%	-0.87%	9,315,985	10,473,064	MSN: JPMorgan Chase has just set a target valuation for Masan's stock in 2024 December at VND102,000.
VNM	73,600	0.14%	1.80%	3,884,025	5,249,520	
MSN	84,000	1.20%	4.09%	4,305,488	4,854,336	
SAB	155,000	1.24%	0.98%	422,251	416,054	
BVH	47,250	-0.53%	-0.11%	1,510,293	2,149,318	FPT: By the end of the second quarter, FPT's total assets reached VND60,556 billion, up 17.3% compared to the beginning of the year. In which, the amount of cash and bank deposits of FPT Corp was VND26,688 billion, an increase of 37.5% compared to the beginning of the year and an increase of nearly 54% compared to the end of the first quarter. This amount currently accounts for about 44% of the total assets of the corporation.
VJC	96,800	-1.22%	-0.51%	1,135,513	1,649,453	
FPT	81,000	0.00%	2.53%	1,649,737	2,242,992	
MWG	54,500	3.81%	12.02%	7,098,524	6,961,947	
GVR	22,200	0.91%	0.91%	3,735,624	4,410,266	
SSI	28,700	-0.17%	-0.35%	26,054,035	30,075,266	
HPG	28,250	-0.53%	3.48%	30,316,802	35,093,096	

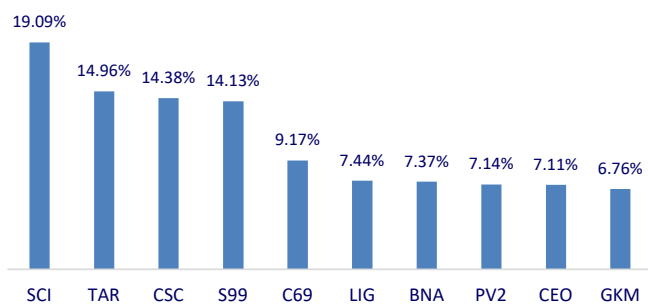
Top highest total traded value stocks (Billion VND)



Foreign net flow 10 nearest sessions (Billion VND)



Top increases in 3 sessions with liquidity



Top decreases in 3 sessions with liquidity

