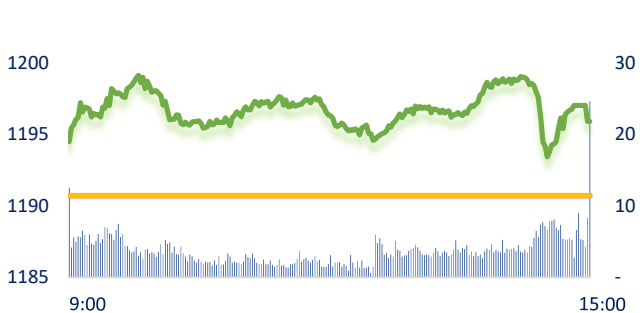
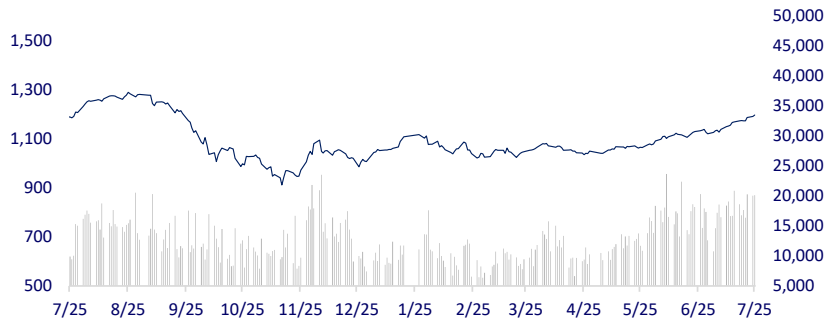
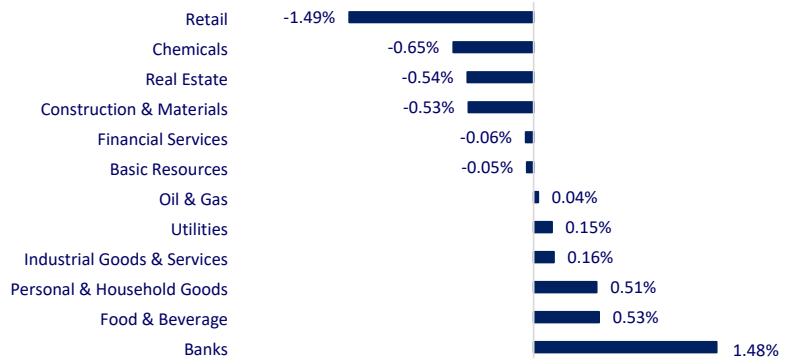


VIETNAM STOCK MARKET		1D	YTD
VN-INDEX	1,195.90	0.44%	18.75%
VN30	1,198.01	0.41%	19.18%
HNX	236.93	0.17%	15.40%
UPCOM	88.58	-0.12%	23.63%
Net Foreign buy (B)	86.38		
Total trading value (B)	22,879.70	-1.03%	165.55%

Today, the stock market has a good momentum right from the beginning of the session, showing the desire to conquer the milestone of 1,200 points. However, the gaining momentum only pulled the index to the highest level of 1,199.27. Market liquidity was high when the trading volume reached more than 1 million shares and the trading value recorded nearly VND20,150 billion.

**INTRADAY VNINDEX 7/25/2023**

**VNINDEX (1Y)**


ETF & DERIVATIVES		1D	YTD
E1VFN30	20,500	0.54%	18.29%
FUEMAV30	14,190	0.64%	19.04%
FUESSV30	14,720	0.27%	17.95%
FUESSV50	18,200	0.00%	29.54%
FUESSVFL	18,380	0.16%	28.08%
FUEVFN30	26,090	0.73%	16.47%
FUEVN100	15,590	0.52%	20.39%
VN30F2308	1,194.00	0.22%	
VN30F2309	1,194.00	0.41%	
VN30F2312	1,185.10	0.60%	
VN30F2403	1,182.20	0.42%	

**CHANGE IN PRICE BY SECTOR**


GLOBAL MARKET		1D	YTD
Nikkei 225	32,649.50	-0.13%	25.12%
Shanghai Component	3,231.52	2.13%	4.60%
Shenzhen Component	11,021.29	2.54%	0.05%
Hang Seng	19,430.01	4.20%	-1.78%
Kospi	2,636.46	0.30%	17.89%
BSE Sensex	66,355.71	-0.04%	9.06%
STI (Singapore)	3,286.16	0.64%	1.07%
SET (Thái Lan)	1,526.30	0.16%	-8.62%
Brent oil (\$/barrel)	82.17	-1.02%	-4.35%
Gold (\$/ounce)	1,962.60	0.11%	7.47%

Asian stock markets traded mixed on July 25 as the market waited for more signals from the Federal Reserve meeting today. China's Hang Seng, Shenzhen and Shanghai indexes were among the day's best performers, up 4.2%, 2.54% and 2.13% respectively, after top Chinese officials promised more policies to support growth

VIETNAM ECONOMY		1D (bps)	YTD (bps)
Vnibor	0.25%	5	-472
Deposit interest 12M	6.30%	0	-110
5 year-Gov. Bond	1.90%	-28	-289
10 year-Gov. Bond	2.46%	2	-244
USD/VND	23,871	0.08%	0.47%
EUR/VND	26,574	-1.42%	3.57%
CNY/VND	3,381	0.48%	-2.98%

According to the latest report of the State Bank of Vietnam, by the end of May 2023, the total payment at credit institutions, including deposits of economic organizations, deposits of residents, and valuable paper issuances reached a balance of VND14,517 million billion, up 2.05% compared to the end of 2022.

**EVENT CALENDAR**

Ticker	Ex-right Date	Last register Date	Exercise Date	Type	Rate	Value
VCB	7/25/2023	7/26/2023		Stock	1000:181	
POT	7/26/2023	7/27/2023	8/15/2023	Cash		615
VNF	7/27/2023	7/28/2023	8/18/2023	Cash		700
NCT	7/27/2023	7/28/2023	8/28/2023	Cash		5,000
HD6	7/27/2023	7/28/2023	8/30/2023	Cash		1,200
MWG	7/27/2023	7/28/2023	8/10/2023	Cash		500
VPS	7/28/2023	7/29/2023	8/21/2023	Cash		500
EVS	7/31/2023	8/1/2023		Stock	10:6	

## SELECTED NEWS

Residents deposited nearly VND6.35 million billion in banks, a record high;

The State Bank has affirmed that it does not tighten conditions for loans;

Credit package of VND120,000 billion: More than 1,000 billion VND has been committed to lend;

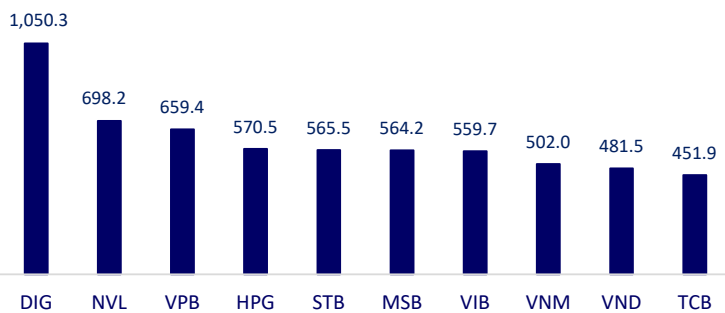
Eurozone business activity dropped sharply in July;

China acknowledged economic difficulties and signaled to support the soaring real estate and stock markets;

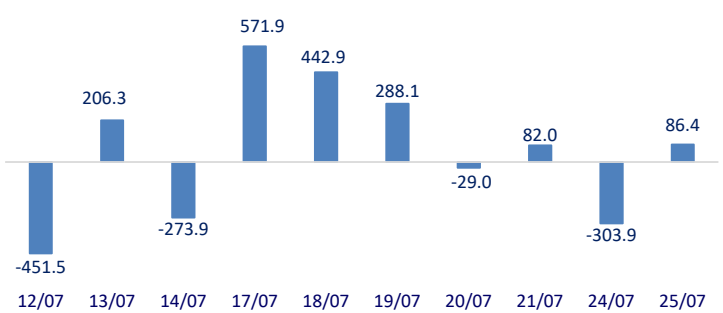
Inflation surpasses the US, Japan's economy is at risk of stagnation.

	Close	1D	5D	Buying vol.	Selling vol.	Content	
VCB	91,700	3.54%	3.84%	3,898,713	3,323,582	TCB: In the first 6 months of the year, TCB's net interest income decreased by 19% yoy to VND12,822 billion, due to an increase in interest payments on deposits (2.8 times) and loan interests (4.2 times). Profit from service activities increased by 8% to nearly VND3,964 billion, thanks to payment service and cash collection of VND4,166 billion (+68%). Notably, profit from other activities was more than VND1,996 billion, up 62% over the same period, because of the recognition of VND1,775 billion in income from the sale of investment properties.	
BID	47,150	0.75%	0.96%	2,572,091	3,608,455		
CTG	29,900	0.17%	0.17%	11,500,727	14,375,061		
TCB	33,500	3.24%	3.72%	23,372,038	23,104,686		
VPB	21,850	0.00%	4.30%	45,161,083	49,944,349		
MBB	18,800	0.27%	1.08%	18,977,691	24,280,784		
HDB	17,200	-0.29%	4.65%	6,955,499	6,949,314		
TPB	19,000	1.88%	0.26%	25,446,743	27,738,701		
STB	28,500	-0.70%	0.18%	33,975,319	47,264,669		
VIB	20,950	-0.24%	1.95%	8,532,093	11,676,136		
ACB	22,300	1.13%	1.36%	23,807,894	30,221,572	PDR: In 1H2023, PDR's net revenue reached more than VND197 billion and net profit reached nearly VND300 billion, down 87% and 57% respectively compared to HoH.	
NVL	16,200	0.00%	7.64%	78,558,361	94,750,629		
BCM	78,000	-1.52%	-2.26%	249,953	287,247		
PDR	21,350	0.00%	10.91%	31,294,457	28,470,098		
GAS	98,800	0.30%	-1.00%	898,612	958,643		From August 25, Nghi Son Refinery will suspend production for 55 days for the first time for maintenance after nearly 5 years. Nghi Son Refinery accounts for 35-40% of the domestic market's demand
POW	13,250	-0.38%	-1.85%	21,948,338	32,348,261		
PLX	40,300	0.00%	-0.62%	3,195,737	4,508,827		VIC: 6M2023, a subsidiary of Vingroup (VNB) recorded net revenue of more than VND16.8 billion, up nearly 14% HoH; profit after tax increased by 92% to VND32.7 billion, up 92% compared to 2022
VIC	51,500	-0.96%	-2.28%	5,854,977	6,133,983		
VHM	58,600	-0.85%	-0.34%	5,057,628	5,291,798		MSN: Q2/2023, NET Detergent (a subsidiary of Masan) after-tax profit of more than VND59 billion, up 149% compared to the second quarter of 2022, the highest in the history of operation.
VRE	29,000	2.11%	2.47%	14,496,888	16,803,064		
VNM	74,500	1.22%	2.90%	8,448,511	7,326,878	SSI: Accumulated in the first half of the year, SSI achieved operating revenue of more than VND3 trillion, down 15% and pre-tax profit of more than VND1.2 trillion, down 9%. Consolidated revenue is estimated at VND3,184 billion and profit before tax is estimated at VND1,321 billion; fulfilled 46% of revenue plan and 52% of profit plan.	
MSN	83,400	-0.71%	3.60%	3,073,907	3,233,989		
SAB	158,000	1.94%	3.20%	607,033	624,626		
BVH	46,900	-0.74%	-0.32%	2,019,712	2,391,608		
VJC	97,100	0.31%	0.83%	1,522,748	1,573,158		
FPT	81,300	0.37%	3.30%	1,679,046	2,061,142		
MWG	53,600	-1.65%	11.55%	8,568,785	9,160,650		
GVR	21,800	-1.80%	-0.23%	4,128,403	4,449,941		
SSI	28,800	0.35%	0.88%	31,110,419	31,840,111		
HPG	28,250	0.00%	3.86%	37,191,607	36,607,966		

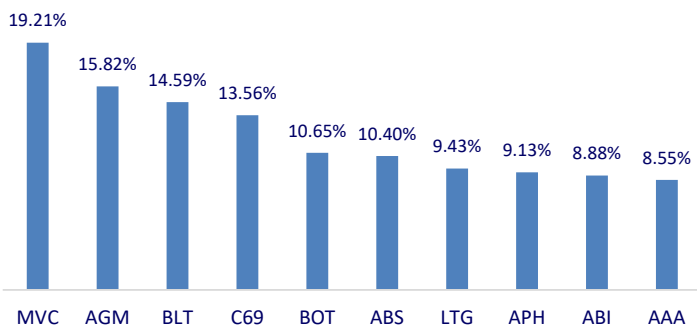
Top highest total traded value stocks (Billion VND)



Foreign net flow 10 nearest sessions (Billion VND)



Top increases in 3 sessions with liquidity



Top decreases in 3 sessions with liquidity

