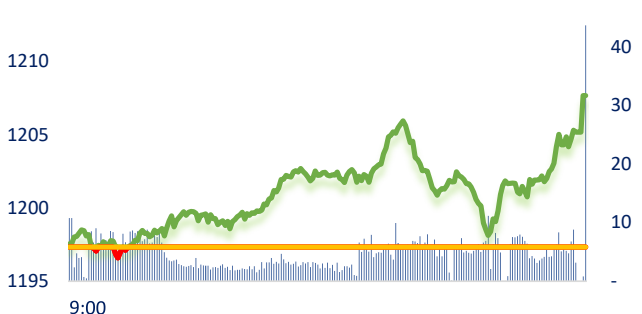
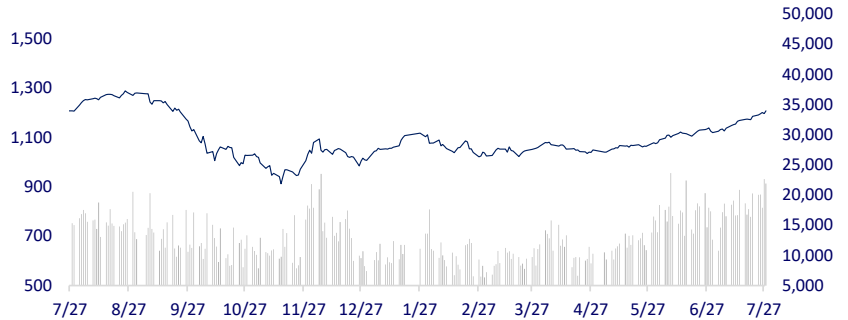
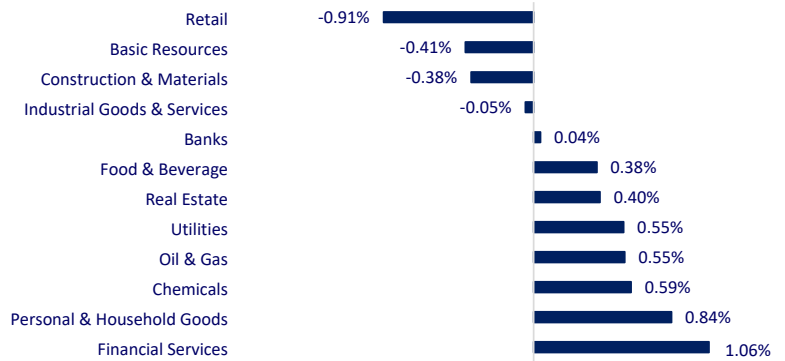


VIETNAM STOCK MARKET		1D	YTD
VN-INDEX	1,207.67	0.86%	19.92%
VN30	1,212.45	1.06%	20.62%
HNX	237.54	0.81%	15.70%
UPCOM	88.91	0.30%	24.09%
Net Foreign buy (B)	373.45		
Total trading value (B)	24,791.95	-2.62%	187.75%

Today, the stock market struggled at the beginning of the session, but after 10a.m, the market's momentum soon returned, helping VNIndex to close at the highest price in the session. Liquidity remained at a high level with volume and trading value reaching over 1.1 billion shares and nearly VND22,000 billion on HSX, respectively.

INTRADAY VNINDEX 7/28/2023

VNINDEX (1Y)


ETF & DERIVATIVES		1D	YTD
E1VFN30	20,750	1.07%	19.73%
FUEMAV30	14,350	1.06%	20.39%
FUESSV30	14,950	1.56%	19.79%
FUESSV50	18,770	2.01%	33.59%
FUESSVFL	18,590	0.81%	29.55%
FUEVFN30	26,500	0.88%	18.30%
FUEVN100	15,730	0.64%	21.47%
VN30F2308	1,210.00	1.36%	
VN30F2309	1,209.50	1.44%	
VN30F2312	1,204.00	1.34%	
VN30F2403	1,203.00	1.66%	

CHANGE IN PRICE BY SECTOR


GLOBAL MARKET		1D	YTD
Nikkei 225	32,766.50	-0.47%	25.57%
Shanghai Component	3,275.93	1.84%	6.04%
Shenzhen Component	11,100.40	1.62%	0.77%
Hang Seng	19,916.56	1.41%	0.68%
Kospi	2,608.32	0.17%	16.63%
BSE Sensex	66,008.88	-0.39%	8.49%
STI (Singapore)	3,364.77	0.82%	3.49%
SET (Thái Lan)	1,543.27	0.00%	-7.61%
Brent oil (\$/barrel)	83.42	-0.43%	-2.90%
Gold (\$/ounce)	1,950.49	0.15%	6.81%

Chinese stocks continued their previous gains as investors braced for possible policy easing from Beijing. The Shanghai, Shenzhen and Hang Seng indexes all recorded good gains of 1.84%, 1.62% and 1.41%, respectively. Automaker shares rallied after news Volkswagen poured \$700 million into Chinese electric vehicle maker XPeng

VIETNAM ECONOMY		1D (bps)	YTD (bps)
Vnibor	0.23%	1	-474
Deposit interest 12M	6.30%	0	-110
5 year-Gov. Bond	1.85%	-2	-294
10 year-Gov. Bond	2.41%	-3	-249
USD/VND	23,863	0.09%	0.43%
EUR/VND	26,695	-0.05%	4.04%
CNY/VND	3,380	0.33%	-3.01%

As of July 20, 2023, the total newly registered capital, adjusted and contributed capital to buy shares, buy capital contributions from foreign investors reached nearly USD16.24 billion, up 4.5% over the same period in 2022, an increase of 8.8 percentage points compared to the first 6 months of the year.

EVENT CALENDAR

Ticker	Ex-right Date	Last register Date	Exercise Date	Type	Rate	Value
VPS	7/28/2023	7/29/2023	8/21/2023	Cash		500
EVS	7/31/2023	8/1/2023		Stock	10:6	
SCS	8/2/2023	8/3/2023	8/18/2023	Cash		3,500
VNM	8/3/2023	8/4/2023	10/5/2023	Cash		2,450
HUB	8/3/2023	8/4/2023		Stock	100:15	
AMC	8/7/2023	8/8/2023	8/25/2023	Cash		1,500
MH3	8/9/2023	8/10/2023	8/30/2023	Cash		1,850
NMB	8/10/2023	8/11/2023	8/31/2023	Cash		2,000

SELECTED NEWS

The Prime Minister directed the State Bank to implement synchronous solutions to reduce lending interest rates;

Vietnamese rice prices increased by over 35%, Thai goods jumped to USD603/ton;

Total FDI into Vietnam reached more than USD16 billion in the first 7 months of 2023;

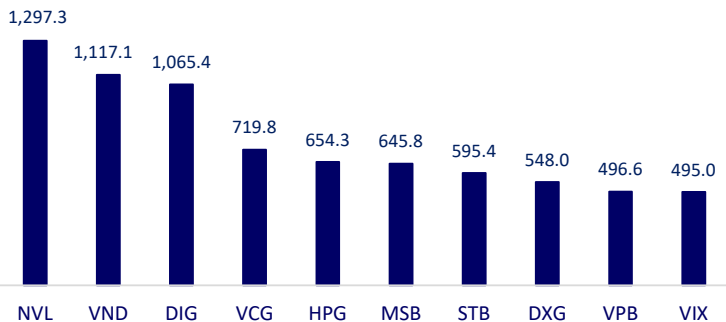
US GDP grew by 2.4% in Q2, showing no signs of recession;

European Central Bank raised interest rates for the 9th time;

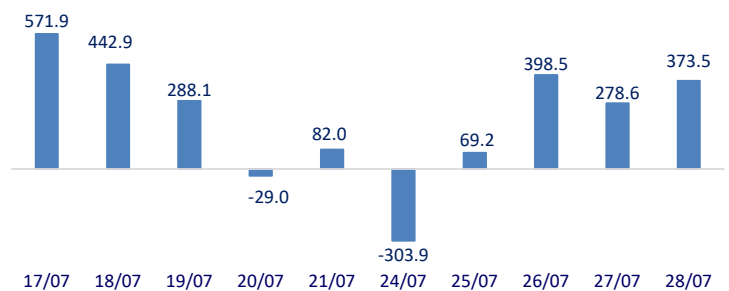
Inflation and government debt are still the main challenges for the global economy.

	Close	1D	5D	Buying vol.	Selling vol.	Content
VCB	93,000	0.32%	4.61%	2,163,840	1,508,918	TPB: TPBank has cut risk provision expenses by more than half in the last two quarters, from more than VND1,400 billion in the first 6 months of 2022 to VND683 billion. However, the bank's pre-tax profit still fell by nearly 11% due to the weakening of net interest income. Excluding the impact of risk provisions, TPBank's net profit even decreased by nearly 22% compared to the same period last year.
BID	46,700	0.00%	-0.11%	2,820,317	4,036,413	
CTG	29,500	0.51%	-0.67%	9,248,129	9,567,833	
TCB	33,800	2.11%	4.64%	10,668,028	8,855,722	
VPB	22,100	1.61%	3.27%	32,314,994	29,818,100	
MBB	18,700	0.54%	0.27%	15,000,836	14,316,155	
HDB	17,250	0.29%	0.29%	6,042,322	5,217,220	
TPB	18,700	0.81%	-0.27%	12,460,084	14,943,277	
STB	28,650	1.96%	-0.35%	45,067,069	40,805,944	
VIB	20,750	0.48%	0.97%	6,237,150	5,467,391	
ACB	22,200	0.23%	0.45%	21,126,214	18,494,944	
NVL	18,350	2.80%	21.12%	122,179,285	129,446,732	NVL: Diamond Properties, the second largest shareholder of Novaland, has not sold any shares out of the total of more than 13.6 million registered NVL shares.
BCM	78,000	-0.64%	-2.01%	262,420	182,343	POW: Q2/2023 with net revenue of VND8,431 billion, up 13% QoQ. COGS increased by nearly 22% to VND7,961 billion, causing gross profit to decrease to VND469 billion.
PDR	21,850	-0.68%	5.05%	26,066,817	24,637,129	
GAS	99,500	1.32%	0.10%	1,106,973	1,126,640	
POW	13,550	1.88%	2.26%	40,000,639	37,095,666	VRE: Total consolidated net revenue in Q2 reached VND2,173 billion, up 17% QoQ. In which, shopping mall business recorded a revenue of VND1,943 billion, up 7% over the same period
PLX	40,050	0.38%	-1.11%	2,822,336	2,820,769	
VIC	51,500	0.78%	-1.15%	6,162,637	5,769,089	SAB: In Q2/2023, Sabeco's gross profit margin decreased from 34.3% to 29.9% - the lowest level in many years and very low compared to over 50% of its main competitor - Heineken.
VHM	58,900	2.43%	-0.17%	4,117,365	3,577,651	
VRE	28,800	1.05%	1.41%	10,527,081	14,067,417	HPG: In Q2/2023, Hoa Phat Group achieved a revenue of VND29,800 billion, down 21% QoQ. Profit after tax was VND1,448 billion, down 64% YoY, but better than in recent quarters. Accumulated in the first 6 months, Hoa Phat recorded VND56,665 billion in revenue and more than VND1,830 billion in profit after tax, reaching 23% of the year plan.
VNM	77,400	2.25%	5.31%	9,714,343	8,655,789	
MSN	86,100	2.26%	3.73%	4,081,372	3,418,501	
SAB	157,000	-2.00%	2.55%	444,395	673,011	
BVH	46,650	0.21%	-1.79%	1,338,009	1,501,297	
VJC	97,800	0.93%	-0.20%	1,281,077	1,308,639	
FPT	84,400	0.84%	4.20%	1,661,352	1,649,793	
MWG	54,500	0.74%	4.81%	5,868,264	7,590,481	
GVR	22,000	1.38%	0.00%	7,162,314	7,491,395	
SSI	29,750	1.02%	3.48%	22,468,386	28,139,399	
HPG	28,300	-0.35%	-0.35%	39,904,658	43,512,709	

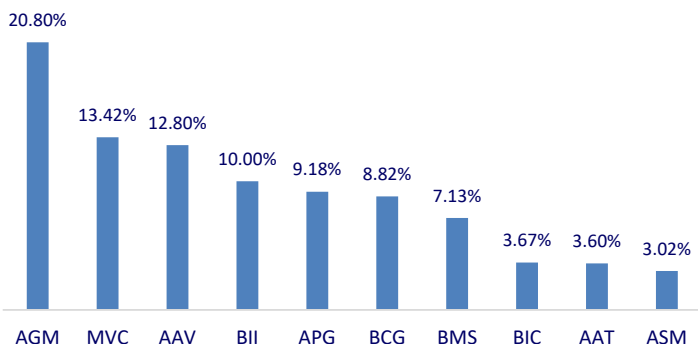
Top highest total traded value stocks (Billion VND)



Foreign net flow 10 nearest sessions (Billion VND)



Top increases in 3 sessions with liquidity



Top decreases in 3 sessions with liquidity

