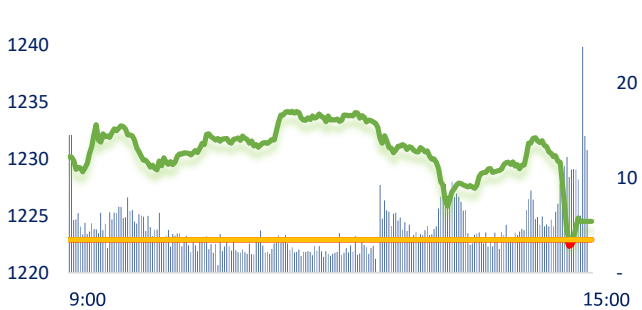
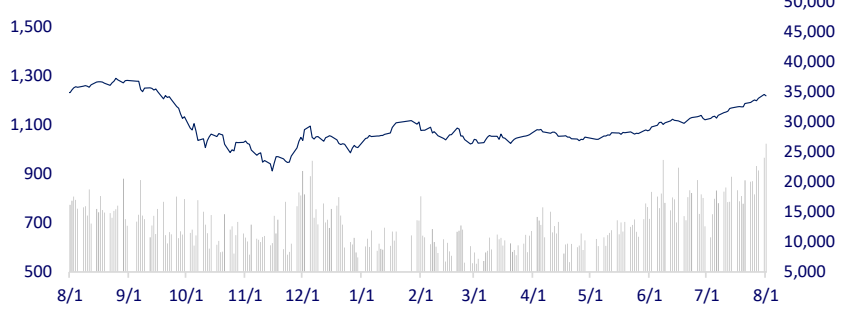
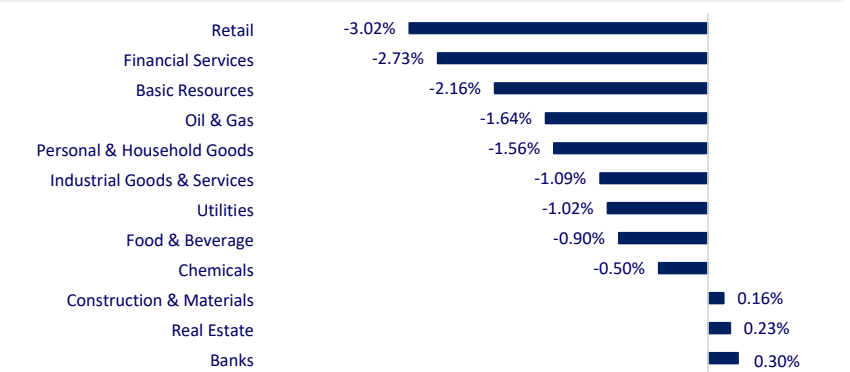


VIETNAM STOCK MARKET		1D	YTD
VN-INDEX	1,217.56	-0.44%	20.90%
VN30	1,222.18	-0.70%	21.59%
HNX	239.35	-0.08%	16.58%
UPCOM	90.21	0.96%	25.90%
Net Foreign buy (B)	-1,456.69		
Total trading value (B)	32,446.72	18.78%	276.59%

Today, the stock market continued to gain in excitement during most of the session. However, after 14:30, selling pressure suddenly increased, pulled the index down and closed in red. Market liquidity remained high with trading volume and value of 1.3 billion shares and VND26,400 billion on HSX, respectively.

**INTRADAY VNINDEX 8/1/2023**

**VNINDEX (1Y)**

**ETF & DERIVATIVES**

		1D	YTD
E1VFN30	21,020	-0.85%	21.29%
FUEMAV30	14,450	-0.96%	21.22%
FUESSV30	15,110	-0.72%	21.07%
FUESSV50	19,150	-0.78%	36.30%
FUESSVFL	18,790	0.00%	30.94%
FUEVFVND	26,310	-2.16%	17.46%
FUEVN100	15,990	0.44%	23.47%
VN30F2308	1,220.00	-1.15%	
VN30F2309	1,224.50	-0.45%	
VN30F2312	1,220.80	-0.74%	
VN30F2403	1,215.60	-0.52%	

**CHANGE IN PRICE BY SECTOR**

**GLOBAL MARKET**

		1D	YTD
Nikkei 225	33,466.50	0.79%	28.25%
Shanghai Component	3,290.95	0.00%	6.53%
Shenzhen Component	11,143.23	-0.36%	1.16%
Hang Seng	20,011.12	-0.34%	1.16%
Kospi	2,667.07	1.31%	19.26%
BSE Sensex	66,530.50	0.24%	9.35%
STI (Singapore)	3,371.33	-0.12%	3.69%
SET (Thái Lan)	1,556.06	0.09%	-6.84%
Brent oil (\$/barrel)	85.19	0.96%	-0.84%
Gold (\$/ounce)	1,956.69	-0.32%	7.15%

Asian stocks were mixed, the Hangsheng and Shenzhen indexes fell slightly by 0.3-0.4% when the PMI was released. China's PMI improved in July, rising slightly to 49.3 from 49.0 in June but still below the 50, indicating that the economy is still in decline.

**VIETNAM ECONOMY**

		1D (bps)	YTD (bps)
Vnibor	0.22%	-2	-475
Deposit interest 12M	6.30%	0	-110
5 year-Gov. Bond	1.85%	-29	-294
10 year-Gov. Bond	2.42%	-1	-248
USD/VND	23,860	0.01%	0.42%
EUR/VND	26,728	-0.12%	4.17%
CNY/VND	3,375	-0.32%	-3.16%

According to S&P Global, Vietnam PMI rose to 48.7 points in July, compared with 46.2 points in June. This result shows that operating conditions have declined for the fifth consecutive month.

**EVENT CALENDAR**

Ticker	Ex-right Date	Last register Date	Exercise Date	Type	Rate	Value
A32	8/1/2023	8/2/2023	8/23/2023	Cash		2,000
IFS	8/1/2023	8/2/2023	9/7/2023	Cash		1,780
SCS	8/2/2023	8/3/2023	8/18/2023	Cash		3,500
VNM	8/3/2023	8/4/2023	10/5/2023	Cash		2,450
HUB	8/3/2023	8/4/2023		Stock	100:15	
AMC	8/7/2023	8/8/2023	8/25/2023	Cash		1,500
MH3	8/9/2023	8/10/2023	8/30/2023	Cash		1,850
NMB	8/10/2023	8/11/2023	8/31/2023	Cash		2,000

## SELECTED NEWS

PMI in July 2023: New orders improved over June but still at a low level;

The Ministry of Industry and Trade proposes to buy and sell electricity directly, not through EVN;

Hanoi attracted nearly USD2.3 billion of FDI in 7 months;

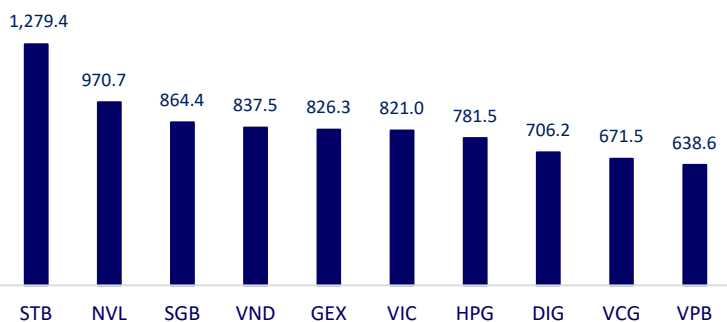
Eurozone economy ends negative growth streak;

Korea urgently prevents the crisis related to real estate credit;

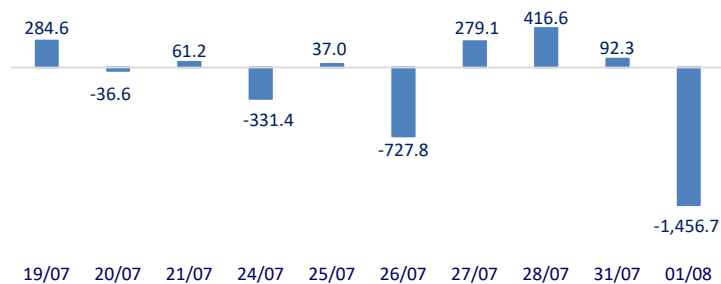
Canada: Immigration policy creates the illusion of economic prosperity.

	Close	1D	5D	Buying vol.	Selling vol.	Content	
VCB	91,200	-0.44%	-0.55%	1,827,777	2,140,224	MBB: MBB's consolidated pre-tax profit in the second quarter of 2023 reached VND6,223 billion, up 4% over the same period. In 6 months, MBB's consolidated profit reached VND12,735 billion, up 7%. With this result, MBB ranked the third in terms of profit, after BIDV (VND13,862 billion), Vietcombank (VND20,499 billion) and ahead of VietinBank (VND12,531 billion).	
BID	48,200	2.12%	2.23%	7,731,502	7,436,182		
CTG	30,400	1.33%	1.67%	24,182,842	26,325,405		
TCB	34,000	-0.87%	1.49%	12,484,528	14,266,604		
VPB	21,950	-0.90%	0.46%	35,208,934	43,481,620		
MBB	18,850	0.00%	0.27%	21,452,643	30,639,489		
HDB	17,550	1.15%	2.03%	5,892,224	8,469,348		
TPB	18,800	0.27%	-1.05%	27,001,541	32,117,111		
STB	28,950	0.00%	1.58%	73,102,219	74,251,748		
VIB	20,650	-0.72%	-1.43%	8,503,892	11,235,623		
ACB	22,850	-0.44%	2.47%	19,838,834	27,184,430	NVL: At the end of Q2/2023, NVL recorded a 54% decrease in cash and cash equivalents from VND8,923 billion to VND4,082 billion compared to the beginning of the year.	
NVL	17,800	-5.57%	9.88%	89,836,964	104,915,798		
BCM	79,000	-2.47%	1.28%	372,494	611,181		
PDR	20,850	-3.92%	-2.34%	26,105,651	24,441,654		
GAS	100,700	-0.89%	1.92%	914,257	1,445,686		PLX: Q2/2023, PLX recorded a 22% decrease in net revenue over the same period to VND65,752 billion. Thus, on average, every day in the second quarter, Petrolimex collected more than VND720 billion.
POW	13,450	-1.82%	1.51%	27,208,350	37,239,353		
PLX	41,000	-1.20%	1.74%	4,145,229	7,203,490		VIC: VinFast's registration form F-4 was announced effective on July 28 by the US Securities Commission and VinFast is expected to list in August this year according to the set schedule.
VIC	58,900	6.90%	14.37%	24,320,314	14,753,076		
VHM	62,800	-0.32%	7.17%	9,987,580	11,327,957		VNM: At the end of Q2/2023, VNM's cash and cash equivalents recorded VND21,464 billion. As a result, Vinamilk collected VND708 billion of interest on bank deposits in the first half of the year.
VRE	29,100	-1.85%	0.34%	10,581,282	16,805,581		
VNM	76,000	-2.56%	2.01%	7,652,377	10,668,614	MWG: After about 5 years of operation, An Khang chain is still showing "struggling" in finding profit. In 2022, An Khang drugstore chain lost more than VND300 billion, the first half of 2023 continued to lose more than VND150 billion. As of June 30, 2023, An Khang recorded a cumulative loss of more than VND 469billion.	
MSN	86,700	-0.69%	3.96%	2,894,976	2,933,978		
SAB	158,400	1.02%	0.25%	407,719	408,681	MWG: After about 5 years of operation, An Khang chain is still showing "struggling" in finding profit. In 2022, An Khang drugstore chain lost more than VND300 billion, the first half of 2023 continued to lose more than VND150 billion. As of June 30, 2023, An Khang recorded a cumulative loss of more than VND 469billion.	
BVH	47,250	-1.87%	0.75%	2,198,678	2,785,885		
VJC	101,200	-0.78%	4.22%	1,240,006	1,220,634		
FPT	84,500	-1.29%	3.94%	1,901,524	2,431,093		
MWG	51,700	-3.72%	-2.62%	10,715,713	13,075,003		
GVR	22,000	-1.57%	0.92%	4,794,475	6,044,793		
SSI	28,800	-2.87%	0.00%	25,163,544	27,978,287		
HPG	27,500	-2.48%	-2.65%	43,365,803	47,676,164		

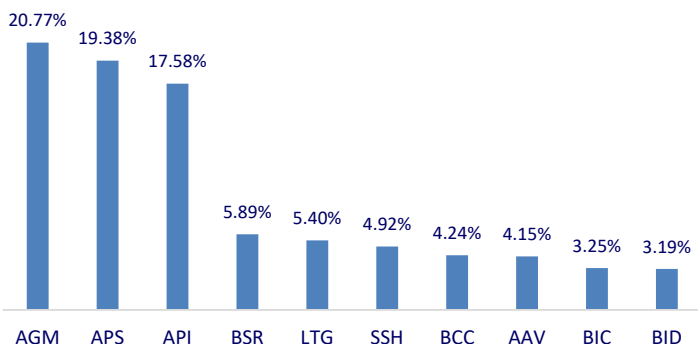
### Top highest total traded value stocks (Billion VND)



### Foreign net flow 10 nearest sessions (Billion VND)



### Top increases in 3 sessions with liquidity



### Top decreases in 3 sessions with liquidity

