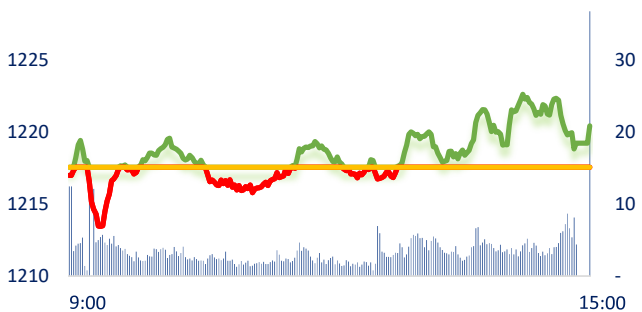
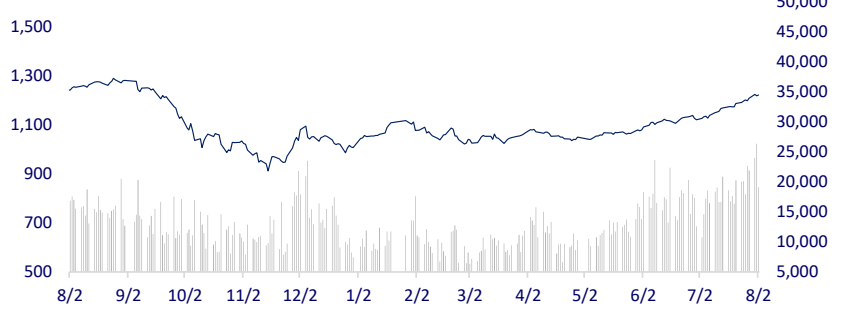
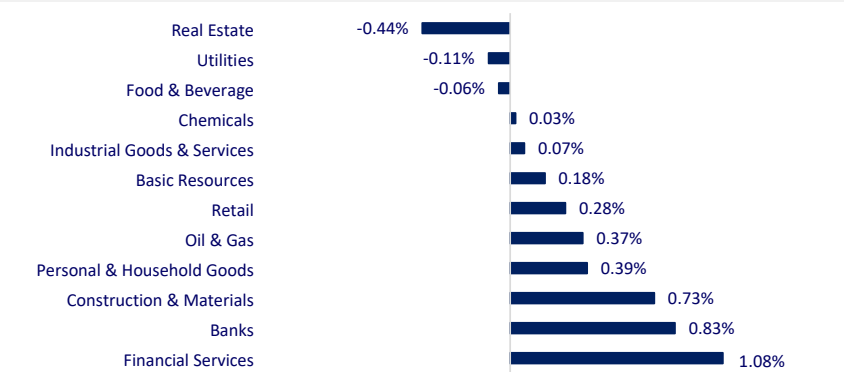


VIETNAM STOCK MARKET		1D	YTD
VN-INDEX	1,220.43	0.24%	21.18%
VN30	1,221.32	-0.07%	21.50%
HNX	241.31	0.82%	17.53%
UPCOM	90.88	0.74%	26.84%
Net Foreign buy (B)	77.07		
Total trading value (B)	21,952.10	-32.34%	154.78%

Today, most of time the stock market trades in a narrow range, just around the reference level. Gradually towards the end of the session, VNIndex gained slightly more than 2.87 points. Foreigners turned to be net buyers of less than VND77 billion in the whole market, focusing mainly on MSB (+VND246 billion), besides, CTG (+VND86.5 billion), NVL and DCM (+VND44 billion). ...

INTRADAY VNINDEX 8/2/2023

VNINDEX (1Y)

ETF & DERIVATIVES

		1D	YTD
E1VFN30	20,900	-0.57%	20.60%
FUEMAV30	14,440	-0.07%	21.14%
FUESSV30	14,990	-0.79%	20.11%
FUESSV50	18,900	-1.31%	34.52%
FUESSVFL	18,720	-0.37%	30.45%
FUEVFN30	26,150	-0.61%	16.74%
FUEVN100	16,060	0.44%	24.02%
VN30F2308	1,218.00	-0.16%	
VN30F2309	1,219.00	-0.45%	
VN30F2312	1,218.00	-0.23%	
VN30F2403	1,215.20	-0.03%	

CHANGE IN PRICE BY SECTOR

GLOBAL MARKET

		1D	YTD
Nikkei 225	32,707.50	-2.27%	25.34%
Shanghai Component	3,261.69	-0.89%	5.58%
Shenzhen Component	11,104.16	-0.35%	0.80%
Hang Seng	19,517.38	-2.47%	-1.33%
Kospi	2,616.47	-1.90%	16.99%
BSE Sensex	65,782.78	-1.12%	8.12%
STI (Singapore)	3,325.02	-1.37%	2.27%
SET (Thái Lan)	1,550.28	-0.37%	-7.19%
Brent oil (\$/barrel)	85.50	-0.42%	-0.48%
Gold (\$/ounce)	1,950.64	0.09%	6.81%

Asian markets fell on news that US government bonds were downgraded, as recent concerns about the US public debt ceiling increased market concerns.

VIETNAM ECONOMY

		1D (bps)	YTD (bps)
Vnibor	0.26%	4	-471
Deposit interest 12M	6.30%	0	-110
5 year-Gov. Bond	1.83%	-34	-296
10 year-Gov. Bond	2.40%	-4	-250
USD/VND	23,957	0.41%	0.83%
EUR/VND	26,495	-1.08%	3.26%
CNY/VND	3,378	0.24%	-3.07%

By the end of July 2023, the disbursement of government investment capital of Ho Chi Minh City only reached VND19,135 billion (reaching 28%), out of a total of more than VND70,000 billion allocated by the Government in 2023.

EVENT CALENDAR

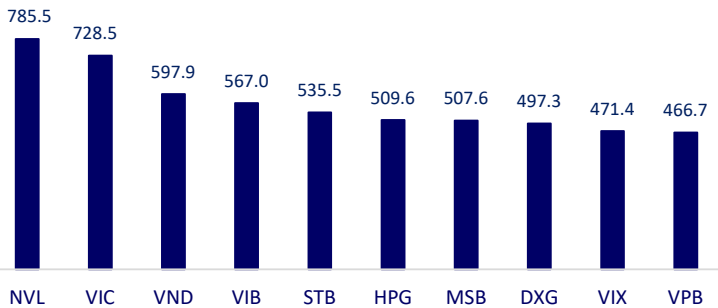
Ticker	Ex-right Date	Last register Date	Exercise Date	Type	Rate	Value
BMS	8/2/2023	8/3/2023	8/23/2023	Cash		2,000
DHN	8/2/2023	8/3/2023		Stock	100:6	
SCS	8/2/2023	8/3/2023	8/18/2023	Cash		3,500
VNM	8/3/2023	8/4/2023	10/5/2023	Cash		2,450
HUB	8/3/2023	8/4/2023		Stock	100:15	
AMC	8/7/2023	8/8/2023	8/25/2023	Cash		1,500
MH3	8/9/2023	8/10/2023	8/30/2023	Cash		1,850
NMB	8/10/2023	8/11/2023	8/31/2023	Cash		2,000

SELECTED NEWS

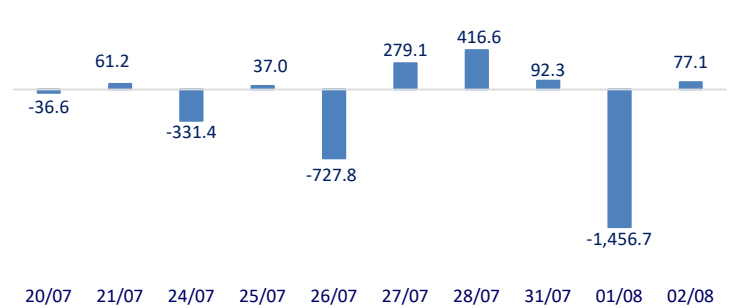
HSBC: SBV will cut interest rates for the last time in the easing cycle;
 Over half of 2023, disbursement of government investment capital in Ho Chi Minh City is less than 30%;
 Shipping enterprises face difficulties;
 The US credit rating downgraded;
 The yen fell to a three-week low;
 Manufacturing activity in Asia contracted in July on weak demand.

	Close	1D	5D	Buying vol.	Selling vol.	Content
VCB	91,500	0.33%	-2.03%	1,719,756	1,672,355	CTG: VietinBank's pre-tax profit is VND6,550 billion in the second quarter, up 13.2% over the same period in 2022. This is the fourth consecutive quarter of profit growth and also the largest quarterly profit since second quarter of 2021. In the first 6 months of the year, VietinBank's consolidated profit before tax reached VND12,530 billion, up 8% over the same period. Thereby, bringing VietinBank back to the 4th position in terms of profits among listed banks, after Vietcombank, BIDV and MB.
BID	49,100	1.87%	3.70%	4,406,901	4,220,884	
CTG	31,050	2.14%	4.19%	25,316,758	24,710,565	
TCB	33,900	-0.29%	1.35%	8,831,557	7,901,719	
VPB	22,000	0.23%	0.69%	30,894,057	39,107,699	
MBB	18,900	0.27%	0.80%	12,458,684	15,542,472	
HDB	17,400	-0.85%	1.16%	3,252,586	3,635,861	
TPB	18,900	0.53%	0.53%	12,777,452	13,457,484	
STB	29,100	0.52%	2.83%	34,929,534	37,456,119	
VIB	20,700	0.24%	-0.48%	11,160,385	9,543,884	
ACB	23,100	1.09%	3.59%	20,415,549	20,861,963	
NVL	18,350	3.09%	6.69%	108,842,450	85,702,386	NVL: Aqua City, a subsidiary of Novaland, has fully paid the principal and interest of the bonds in payments in the second half of 2023, nearly VND321 billion.
BCM	77,900	-1.39%	-0.64%	311,674	469,571	
PDR	21,400	2.64%	-0.70%	19,116,674	15,756,648	PLX: 6M2023, PLX's net revenue decreased 12% to VND133,184 billion. A sharp decrease in expenses and an increase in financial revenue helped pre-tax profit to VND1,868 billion(rise 6 times HoH)
GAS	100,400	-0.30%	2.24%	697,926	889,772	
POW	13,700	1.86%	1.11%	19,918,934	23,623,675	
PLX	40,950	-0.12%	1.11%	2,135,409	2,947,346	VIC: VIC will issue 5 lots of bonds to the public with a total value of VND10,000 billion for the purpose of lending VinFast to invest in an automobile manufacturing project in Cat Hai, Hai Phong.
VIC	58,300	-1.02%	14.31%	22,367,361	25,909,605	
VHM	61,900	-1.43%	4.92%	5,199,149	5,697,372	SAB: At the end of Q2/2023, SAB had nearly VND22.4 trillion (nearly 1 billion USD) in cash and short-term deposits (accounting for more than 67% of total assets). Inventory is more than VND2.5 trillion.
VRE	28,900	-0.69%	0.00%	7,451,051	9,088,963	
VNM	76,100	0.13%	1.47%	5,055,006	4,797,736	
MSN	85,200	-1.73%	0.71%	3,668,166	3,177,568	MWG: Bach Hoa Xanh continued to lose nearly VND659 billion in the first 6 months, of which the 2nd quarter lost more than VND300 billion. Up to now, Bach Hoa Xanh has accumulated losses of more than VND8,000 billion.
SAB	158,900	0.32%	-1.67%	302,309	375,433	
BVH	47,850	1.27%	2.57%	2,343,624	2,267,312	
VJC	100,800	-0.40%	4.46%	1,272,645	1,150,637	
FPT	83,500	-1.18%	0.97%	1,665,664	1,823,169	
MWG	51,700	0.00%	-0.77%	9,937,620	8,653,843	
GVR	21,900	-0.45%	1.39%	4,353,756	4,049,245	
SSI	29,000	0.69%	0.00%	23,825,556	23,625,109	
HPG	27,500	0.00%	-3.17%	40,955,771	36,887,799	

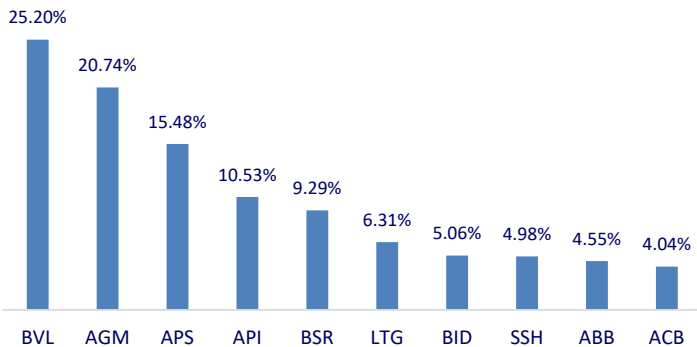
Top highest total traded value stocks (Billion VND)



Foreign net flow 10 nearest sessions (Billion VND)



Top increases in 3 sessions with liquidity



Top decreases in 3 sessions with liquidity

