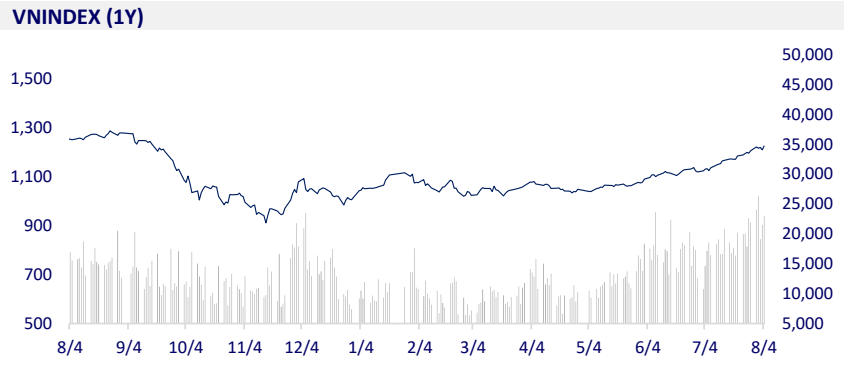
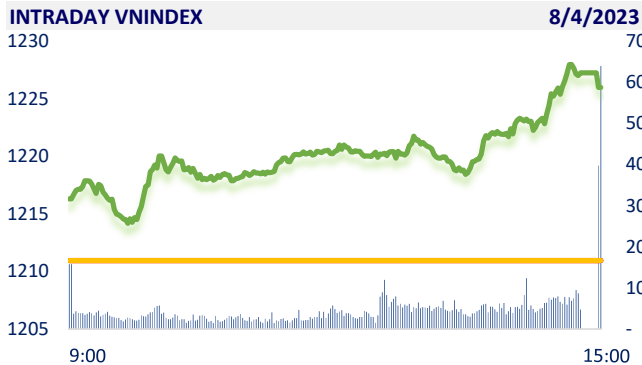
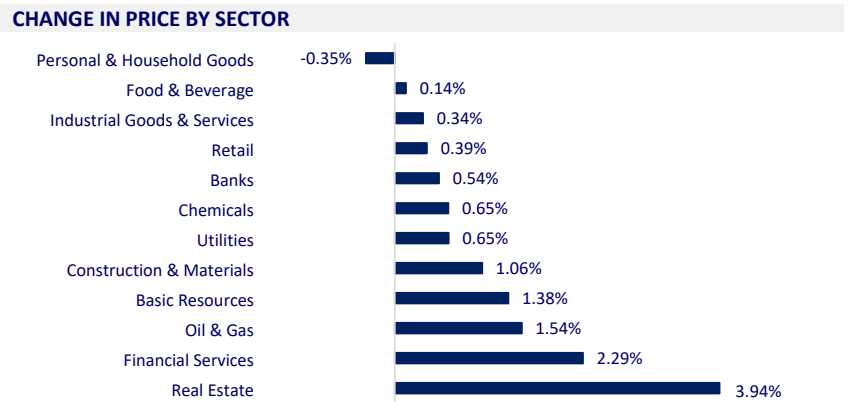


VIETNAM STOCK MARKET		1D	YTD
VN-INDEX	1,225.98	1.24%	21.73%
VN30	1,231.42	1.70%	22.51%
HNX	242.41	1.10%	18.07%
UPCOM	91.70	0.75%	27.98%
Net Foreign buy (B)	84.11		
Total trading value (B)	26,327.87	7.91%	205.57%

Today, the stock market recorded a gain right from the ATO session and the green color was maintained throughout the whole session. Market liquidity continued to be pushed up when the volume and trading value reached more than 1.1 billion shares and more than VND23,000 billion, respectively.



ETF & DERIVATIVES		1D	YTD
E1VFN30	21,140	2.13%	21.98%
FUEMAV30	14,580	1.74%	22.32%
FUESSV30	15,110	1.41%	21.07%
FUESSV50	18,920	0.11%	34.66%
FUESSVFL	18,950	0.48%	32.06%
FUEVFVND	26,400	1.54%	17.86%
FUEVN100	16,130	2.09%	24.56%
VN30F2308	1,234.60	2.17%	
VN30F2309	1,234.50	2.21%	
VN30F2312	1,235.00	2.32%	
VN30F2403	1,228.10	1.62%	



GLOBAL MARKET		1D	YTD
Nikkei 225	32,172.50	-0.02%	23.29%
Shanghai Component	3,288.08	0.23%	6.44%
Shenzhen Component	11,238.06	0.67%	2.02%
Hang Seng	19,539.46	0.61%	-1.22%
Kospi	2,602.80	-0.10%	16.38%
BSE Sensex	65,721.25	1.11%	8.02%
STI (Singapore)	3,292.39	-0.32%	1.26%
SET (Thái Lan)	1,530.46	-0.14%	-8.38%
Brent oil (\$/barrel)	85.64	0.23%	-0.31%
Gold (\$/ounce)	1,933.91	-0.15%	5.90%

Most Asian stock markets traded in a tight range on Friday. Chinese market rose well on hopes of the government's commitment to stimulate the economy. The Shenzhen and Shanghai Composite indexes rose 0.67% and 0.23%, respectively. Hong Kong's Hang Seng Index added 0.61% thanks to a rebound in technology stocks.

VIETNAM ECONOMY		1D (bps)	YTD (bps)
Vnibor	0.26%	-1	-471
Deposit interest 12M	6.30%	0	-110
5 year-Gov. Bond	1.75%	-5	-304
10 year-Gov. Bond	2.40%	-1	-250
USD/VND	23,940	0.05%	0.76%
EUR/VND	26,408	-1.31%	2.92%
CNY/VND	3,373	-0.35%	-3.21%

In July, the Hanoi Stock Exchange (HNX) held 21 auctions of Government bonds and government-guaranteed bonds, with a total winning value of VND33,287 billion.

**EVENT CALENDAR**

Ticker	Ex-right Date	Last register Date	Exercise Date	Type	Rate	Value
HLR	8/4/2023	8/7/2023	8/21/2023	Cash		1,300
HAH	8/7/2023	8/8/2023		Stock	100:50	
TOT	8/7/2023	8/8/2023		Stock	100:10	
AMC	8/7/2023	8/8/2023	8/25/2023	Cash		1,500
GDW	8/7/2023	8/8/2023	8/31/2023	Cash		800
AMC	8/7/2023	8/8/2023	8/25/2023	Cash		1,500
PGC	8/9/2023	8/10/2023	8/31/2023	Cash		300
NMB	8/10/2023	8/11/2023	8/31/2023	Cash		2,000

## SELECTED NEWS

SBV: The new package of VND120,000 billion has 26 projects participating in a loan of VND12.8 trillion;

Vietnam is ready for more than 7 million tons of rice for export;

US increases the size of quarterly bond sales for the first time in more than 2 years;

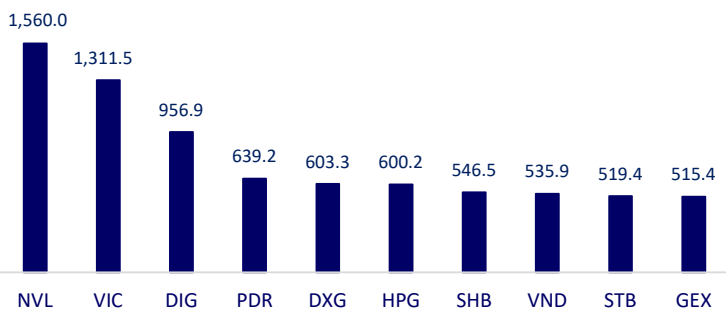
BoE raised interest rates for the 14th time in a row;

US Treasury Secretary opposed Fitch's credit rating;

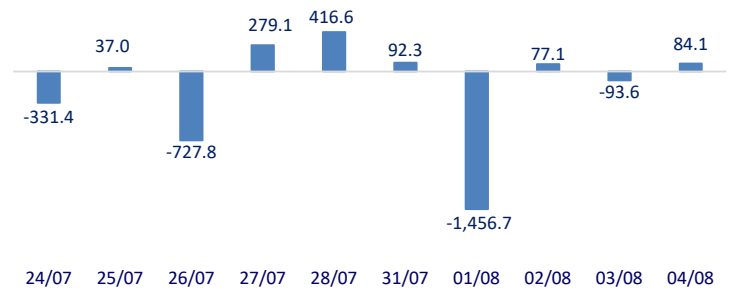
The US and allies look to China to save the grain deal.

	Close	1D	5D	Buying vol.	Selling vol.	Content
VCB	90,100	-0.55%	-3.12%	2,272,761	1,791,738	VPB: VPBank's consolidated profit before tax in the first half of the year decreased by 66% over the same period, reaching only VND5,162 billion. In which, the profit of parent bank VPBank reached VND7,897 billion, down 48% over the same period. Subsidiary FE Credit continued to record losses, despite improvement in Q2.
BID	48,400	-0.31%	3.64%	3,810,018	3,464,822	
CTG	31,000	0.32%	5.08%	13,795,333	14,317,581	
TCB	33,600	0.30%	-0.59%	26,355,486	15,411,049	
VPB	22,200	2.30%	0.45%	30,515,077	22,906,715	
MBB	19,000	0.80%	1.60%	22,634,869	24,400,785	
HDB	17,150	-0.29%	-0.58%	5,121,773	4,784,576	
TPB	18,950	2.71%	1.34%	23,626,690	19,712,233	
STB	28,950	1.22%	1.05%	34,127,763	33,368,137	
VIB	21,000	1.69%	1.20%	11,097,380	8,701,126	
ACB	24,400	4.05%	9.91%	27,125,346	22,923,557	
NVL	19,800	6.74%	7.90%	157,542,597	126,875,435	NVL: On August 3, Dong Nai Department of Construction announced that 2 low-rise houses in the Aqua City project are eligible to sell houses formed in the future.
BCM	77,200	-0.26%	-1.03%	418,580	442,057	
PDR	22,450	4.91%	2.75%	52,482,856	45,474,126	The balance of the Petroleum Stabilization Fund as of July 31 is more than VND 7,438 billion, an increase of nearly 1.8 times compared to the balance at the end of last year (VND 4,600 billion).
GAS	100,300	0.70%	0.80%	1,476,141	1,125,605	
POW	13,600	0.74%	0.37%	29,542,332	25,445,707	
PLX	40,300	0.50%	0.62%	3,415,450	2,519,166	VIC: Vingroup's manufacturing revenue in the first half of the year increased by 55.2% yoy thanks to ore electric vehicle sales (rose 5 times over the same period)
VIC	62,200	6.87%	20.78%	30,849,829	23,131,892	
VHM	63,000	4.83%	6.96%	7,000,396	7,530,078	SAB: As of June 30, total assets reached VND33,647 billion, a decrease of VND818 billion compared to the beginning of the year. In which, cash and bank deposits are more than VND22,380 billion.
VRE	28,700	1.06%	-0.35%	9,803,794	11,546,072	
VNM	73,000	0.55%	-2.55%	6,949,405	5,080,526	
MSN	86,300	0.23%	0.23%	2,998,766	2,803,392	GVR: In Q2/2023, most of the operating segments recorded a decrease in revenue plus the devaluation of the Lao Kip, resulting in a net profit of just over VND554 billion.
SAB	160,500	-0.62%	2.23%	394,610	531,840	
BVH	47,100	-0.42%	0.96%	2,368,525	1,844,292	
VJC	101,000	0.00%	3.27%	1,683,081	1,488,763	
FPT	83,300	-0.48%	-1.30%	4,550,613	2,454,128	
MWG	53,000	0.57%	-2.75%	15,093,314	10,565,453	
GVR	21,900	0.46%	-0.45%	4,414,517	4,457,748	
SSI	29,200	2.46%	-1.85%	28,287,537	27,203,644	
HPG	27,350	1.86%	-3.36%	40,875,387	37,140,438	

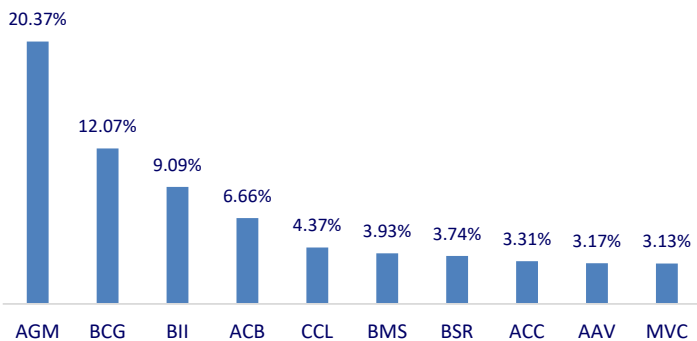
Top highest total traded value stocks (Billion VND)



Foreign net flow 10 nearest sessions (Billion VND)



Top increases in 3 sessions with liquidity



Top decreases in 3 sessions with liquidity

