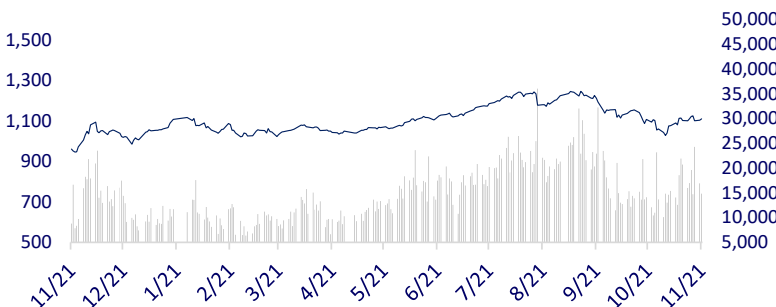


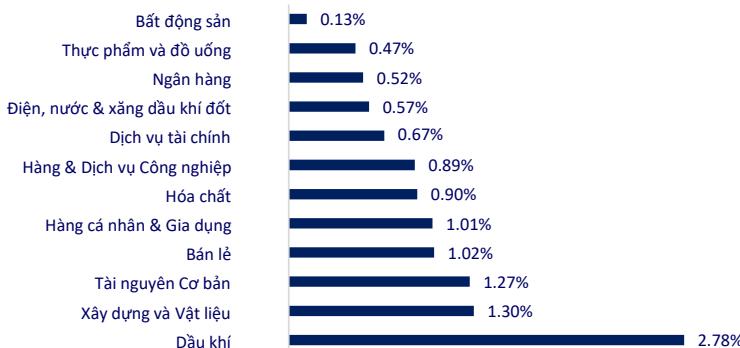
| TTCK VIỆT NAM | 1D | YTD |
|------------------------|-------------------|---------|
| VN-INDEX | 1,110.46 0.62% | 10.26% |
| VN30 | 229.80 0.89% | -77.14% |
| HNX | 1,108.60 0.52% | 439.96% |
| UPCOM | 86.22 0.10% | 20.33% |
| GT mua ròng NĐTNN (tỷ) | -573.67 | |
| Tổng GTGD (tỷ) | 17,340.51 -10.28% | 101.26% |

Tiếp nối đà tăng vào cuối ngày hôm qua, VN-Index có phiên tích cực trong phiên ngày hôm nay. Dầu khí là ngành có mức tăng trưởng tốt nhất, theo sau là tài nguyên cơ bản và bán lẻ.

INTRADAY VNINDEX 21/11/2023

VNINDEX (1Y)


| ETF & PHÁI SINH | 1D | YTD |
|-----------------|---------------|--------|
| E1VFN30 | 19,100 0.10% | 10.21% |
| FUEMAV30 | 13,140 0.46% | 10.23% |
| FUESSV30 | 13,610 -0.37% | 9.05% |
| FUESSV50 | 16,650 0.85% | 18.51% |
| FUESSVFL | 18,360 0.22% | 27.94% |
| FUEVFN30 | 25,300 -0.20% | 12.95% |
| FUEVN100 | 15,010 0.87% | 15.91% |
| VN30F2312 | 1,111 0.82% | |
| VN30F2401 | 1,108 0.40% | |
| VN30F2403 | 1,103 0.75% | |
| VN30F2406 | 1,105 1.08% | |

THAY ĐỔI GIÁ TẠI CÁC NGÀNH


| THỊ TRƯỜNG THẾ GIỚI | 1D | YTD |
|----------------------|------------------|---------|
| Nikkei 225 | 33,354.14 -0.10% | 27.82% |
| Shanghai | 3,067.93 -0.01% | -0.69% |
| Shenzhen | 9,997.09 -0.26% | -9.25% |
| Hang Seng | 17,733.89 -0.25% | -10.35% |
| Kospi | 2,510.42 0.77% | 12.25% |
| BSE Sensex | 65,973.69 0.39% | 8.44% |
| STI (Singapore) | 3,094.45 -0.55% | -4.82% |
| SET (Thái Lan) | 1419.98 0.17% | -14.99% |
| Dầu Brent (\$/thùng) | 81.75 -0.54% | -4.84% |
| Vàng (\$/ounce) | 1,987.11 -0.09% | 8.81% |

Trái ngược với sự phục hồi của phố Wall vào vào đêm qua, trong phiên giao dịch hôm nay, đa số các thị trường Châu Á có diễn biến trái chiều nhau. Tại Trung Quốc có diễn biến trái chiều với thông tin, khi Chỉ số Hang Seng của Hồng Kông giảm 0.25%, Shang Hai giảm 0.01% trong bối cảnh căng thẳng Mỹ-Trung đã phần nào giảm bớt.

| KINH TẾ VĨ MÔ | 1D (bps) | YTD (bps) |
|------------------------|---------------|-----------|
| Lãi suất liên NH | 0.20% | 0 -477 |
| Lãi suất tiết kiệm 12T | 5.00% | 0 -240 |
| TPCP - 5 năm | 2.23% | 1 -256 |
| TPCP - 10 năm | 2.53% | 1 -237 |
| USD/VND | 24,296 -0.20% | 2.26% |
| EUR/VND | 27,138 -0.18% | 5.76% |
| CNY/VND | 3,452 0.29% | -0.95% |

Giá vàng trong nước bật tăng khá mạnh so với hôm qua. Trong đó, giá vàng SJC tăng mạnh hơn giá vàng nhẫn 24k. Giá bán ra vàng SJC hiện đã vượt mốc 71 triệu đồng/lượng.

LỊCH SỰ KIỆN

| Mã | Ngày GDKHQ | Ngày ĐKCC | Ngày thực hiện | Loại | Tỉ lệ | Giá trị |
|-----|------------|------------|----------------|----------|--------|---------|
| SZB | 11/21/2023 | 11/22/2023 | 12/22/2023 | Tiền mặt | | 1,200 |
| TIX | 11/22/2023 | 11/23/2023 | 12/27/2023 | Tiền mặt | | 1,250 |
| MFS | 11/22/2023 | 11/23/2023 | 12/25/2023 | Tiền mặt | | 3,000 |
| PC1 | 11/22/2023 | 11/23/2023 | | Cổ phiếu | 100:15 | |
| MFS | 11/22/2023 | 11/23/2023 | 12/25/2023 | Tiền mặt | | 3,000 |
| GLT | 11/23/2023 | 11/24/2023 | 12/8/2023 | Tiền mặt | | 500 |
| CAV | 11/23/2023 | 11/24/2023 | 12/8/2023 | Tiền mặt | | 2,000 |
| TMP | 11/24/2023 | 11/27/2023 | 12/8/2023 | Tiền mặt | | 2,600 |

TIN TỨC CHỌN LỌC

Intel cam kết sẽ tiếp tục mở rộng đầu tư tại Việt Nam;

Đại biểu Quốc hội băn khoăn về hiệu quả của đề xuất giảm thuế VAT 2%;

Đường bay Cần Thơ - Phú Quốc tạm ngừng hoạt động;

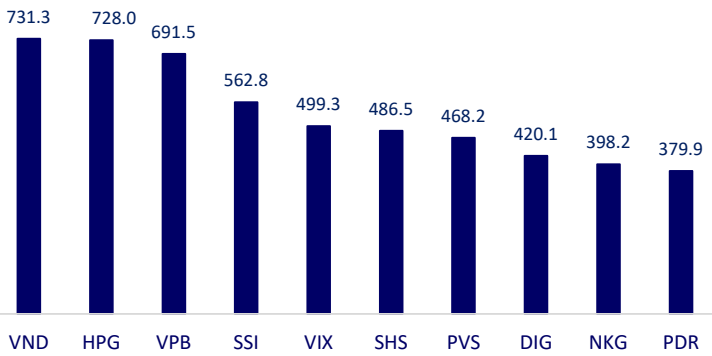
Giá ca cao ở mức cao nhất 45 năm;

Trung Quốc và Ả Rập Xê Út ký thỏa thuận hoán đổi tiền tệ 7 tỷ USD, góp phần thúc đẩy phi đô la hóa;

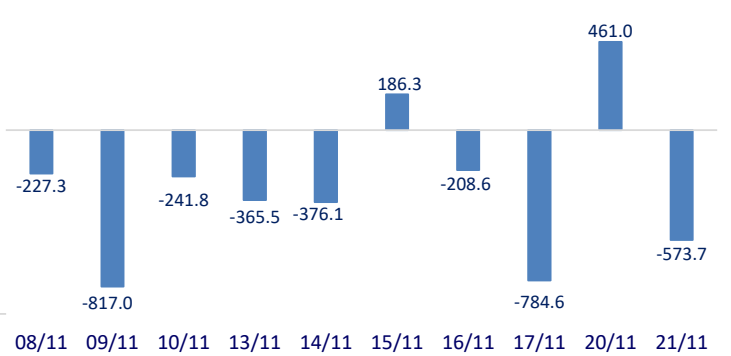
95% nhân viên OpenAI dọa rời công ty nếu Sam Altman không trở lại.

| | Đóng cửa | 1D | 5D | KL mua | KL bán | Nội dung |
|-----|----------|--------|--------|------------|------------|--|
| VCB | 86,600 | 0.58% | 0.70% | 2,044,430 | 1,812,431 | Ngày 20/11, tại Hà Nội, Ngân hàng Nhà nước Việt Nam (NHNN) đã tổ chức Lễ công bố các Quyết định của Thống đốc NHNN bổ nhiệm lãnh đạo Văn phòng Cơ quan Thanh tra, giám sát ngân hàng-NHNN. |
| BID | 43,950 | 1.85% | 2.21% | 1,255,709 | 1,744,194 | |
| CTG | 29,400 | -0.51% | -1.34% | 3,786,264 | 4,739,203 | |
| TCB | 30,800 | -0.65% | -2.22% | 4,157,418 | 4,937,034 | |
| VPB | 19,650 | 0.77% | 0.26% | 37,138,075 | 17,496,294 | |
| MBB | 18,100 | 0.56% | -1.90% | 13,438,721 | 12,393,235 | |
| HDB | 18,700 | 0.00% | -0.27% | 8,756,347 | 11,033,166 | |
| TPB | 17,050 | -0.87% | -2.01% | 6,242,655 | 6,339,190 | |
| STB | 29,300 | 0.34% | -2.33% | 14,705,553 | 16,184,157 | |
| VIB | 19,050 | 0.26% | -2.81% | 4,013,141 | 4,029,496 | |
| ACB | 22,600 | 0.44% | -0.44% | 7,713,296 | 7,713,407 | Giá xăng dầu quay đầu giảm tốc sau khi tăng hơn 2% do lo ngại OPEC+ tiếp tục cắt giảm nguồn cung. Giá dầu Brent lùi sát mốc 82 USD/thùng. |
| SHB | 11,250 | 0.45% | -1.75% | 19,973,671 | 26,505,110 | |
| SSB | 23,150 | 0.00% | 0.00% | 2,355,861 | 3,097,816 | |
| GAS | 11,700 | 0.89% | -1.27% | 6,811,336 | 10,758,153 | |
| POW | 33,800 | 0.43% | 0.90% | 1,797,054 | 1,584,664 | |
| PLX | 42,600 | 0.90% | -5.23% | 5,911,841 | 7,129,481 | |
| VIC | 39,100 | -0.23% | -4.63% | 8,477,465 | 8,502,814 | |
| VHM | 22,600 | 0.39% | -5.83% | 9,154,873 | 6,758,659 | |
| VRE | 69,500 | 0.22% | 0.87% | 5,760,352 | 4,304,953 | |
| VNM | 64,600 | 0.29% | 3.19% | 2,682,089 | 2,769,790 | |
| MSN | 63,100 | 1.57% | 1.77% | 1,111,247 | 886,359 | VIC: Phía Vingroup cho biết đã sẵn sàng với việc bị kiện tụng từ khi quyết định triển khai các hoạt động kinh doanh tại thị trường Mỹ. MSN: MSR công ty con của MSN ngày hôm qua (20/11) đã thông báo kết quả chào bán 3 lô trái phiếu với tổng mệnh giá 1.500 tỷ đồng. |
| SAB | 60,200 | 0.16% | 0.33% | 650,178 | 850,129 | |
| BCM | 40,800 | -1.95% | 0.00% | 443,772 | 580,756 | |
| BVH | 40,800 | 0.00% | 0.00% | 443,772 | 580,756 | |
| VJC | 106,600 | 0.85% | -1.11% | 1,201,424 | 1,056,398 | |
| FPT | 91,900 | 1.32% | -0.76% | 3,558,503 | 3,136,954 | |
| MWG | 40,900 | 0.86% | -1.45% | 10,494,081 | 11,688,371 | |
| GVR | 20,050 | 0.25% | 3.60% | 3,318,004 | 4,262,239 | |
| SSI | 32,550 | 0.46% | 2.52% | 34,348,352 | 40,334,646 | |
| HPG | 27,050 | 1.50% | 0.19% | 44,027,967 | 67,436,205 | |

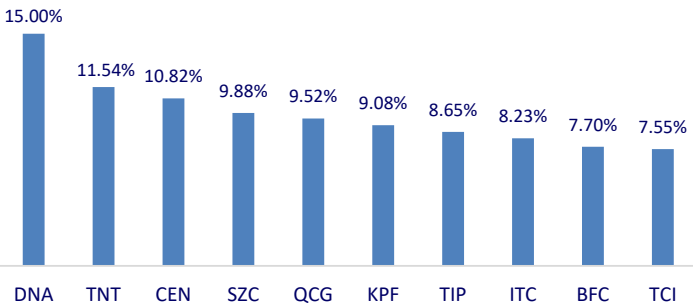
Top CP có tổng giá trị giao dịch cao nhất (tỷ đồng)



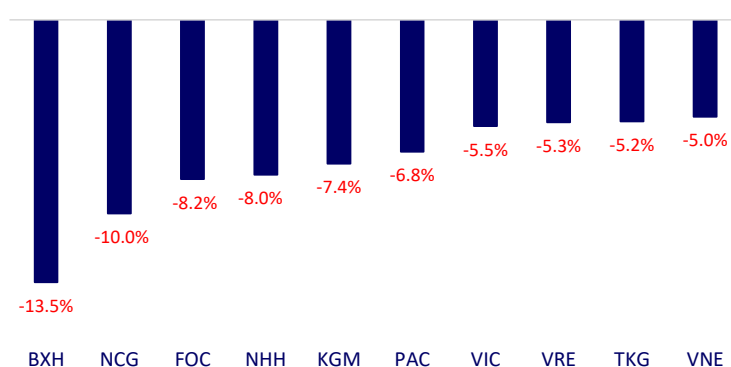
Dòng tiền NĐTNN 10 phiên gần nhất (tỷ đồng)



Top tăng 3 phiên có thanh khoản



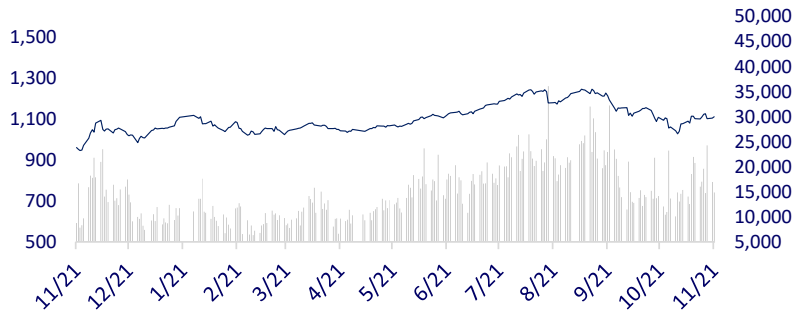
Top giảm 3 phiên có thanh khoản



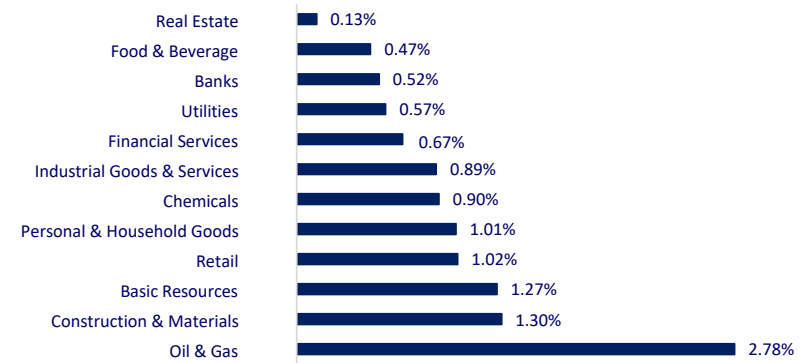
| VIETNAM STOCK MARKET | | 1D | YTD |
|-------------------------|-----------|---------|---------|
| VN-INDEX | 1,110.46 | 0.62% | 10.26% |
| VN30 | 229.80 | 0.89% | -77.14% |
| HNX | 1,108.60 | 0.52% | 439.96% |
| UPCOM | 86.22 | 0.10% | 20.33% |
| Net Foreign buy (B) | -573.67 | | |
| Total trading value (B) | 17,340.51 | -10.28% | 101.26% |

Continuing the upward momentum at the end of yesterday, VN-Index had a positive session today. Oil and gas was the most positive sector, followed by basic resources and retail.

INTRADAY VNINDEX 11/21/2023

VNINDEX (1Y)


| ETF & DERIVATIVES | | 1D | YTD |
|-------------------|----------|--------|--------|
| E1VFN30 | 19,100 | 0.10% | 10.21% |
| FUEMAV30 | 13,140 | 0.46% | 10.23% |
| FUESSV30 | 13,610 | -0.37% | 9.05% |
| FUESSV50 | 16,650 | 0.85% | 18.51% |
| FUESSVFL | 18,360 | 0.22% | 27.94% |
| FUEVFVND | 25,300 | -0.20% | 12.95% |
| FUEVN100 | 15,010 | 0.87% | 15.91% |
| VN30F2312 | 1,111.00 | 0.82% | |
| VN30F2401 | 1,107.90 | 0.40% | |
| VN30F2403 | 1,103.20 | 0.75% | |
| VN30F2406 | 1,104.60 | 1.08% | |

CHANGE IN PRICE BY SECTOR


| GLOBAL MARKET | | 1D | YTD |
|-----------------------|-----------|--------|---------|
| Nikkei 225 | 33,354.14 | -0.10% | 27.82% |
| Shanghai Component | 3,067.93 | -0.01% | -0.69% |
| Shenzhen Component | 9,997.09 | -0.26% | -9.25% |
| Hang Seng | 17,733.89 | -0.25% | -10.35% |
| Kospi | 2,510.42 | 0.77% | 12.25% |
| BSE Sensex | 65,973.69 | 0.39% | 8.44% |
| STI (Singapore) | 3,094.45 | -0.55% | -4.82% |
| SET (Thái Lan) | 1,419.98 | 0.17% | -14.99% |
| Brent oil (\$/barrel) | 81.75 | -0.54% | -4.84% |
| Gold (\$/ounce) | 1,987.11 | -0.09% | 8.81% |

In contrast to Wall Street's recovery last night, most Asian markets had mixed movements. In China, there were mixed news developments, when Hang Seng decreased 0.25%, Shang Hai decreased 0.01% in the context of US-China tensions easing.

| VIETNAM ECONOMY | | 1D (bps) | YTD (bps) |
|----------------------|--------|----------|-----------|
| Vnibor | 0.20% | 0 | -477 |
| Deposit interest 12M | 5.00% | 0 | -240 |
| 5 year-Gov. Bond | 2.23% | 1 | -256 |
| 10 year-Gov. Bond | 2.53% | 1 | -237 |
| USD/VND | 24,296 | -0.20% | 2.26% |
| EUR/VND | 27,138 | -0.18% | 5.76% |
| CNY/VND | 3,452 | 0.29% | -0.95% |

Domestic gold prices increased quite strongly compared to yesterday. In particular, the price of SJC gold increased more strongly than the price of 24k gold rings. The selling price of SJC gold has now exceeded 71 million VND/tael.

EVENT CALENDAR

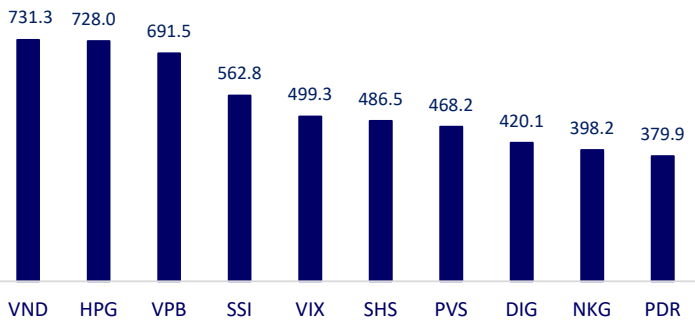
| Ticker | Ex-right Date | Last register Date | Exercise Date | Type | Rate | Value |
|--------|---------------|--------------------|---------------|-------|--------|-------|
| SZB | 11/21/2023 | 11/22/2023 | 12/22/2023 | Cash | | 1,200 |
| TIX | 11/22/2023 | 11/23/2023 | 12/27/2023 | Cash | | 1,250 |
| MFS | 11/22/2023 | 11/23/2023 | 12/25/2023 | Cash | | 3,000 |
| PC1 | 11/22/2023 | 11/23/2023 | | Stock | 100:15 | |
| MFS | 11/22/2023 | 11/23/2023 | 12/25/2023 | Cash | | 3,000 |
| GLT | 11/23/2023 | 11/24/2023 | 12/8/2023 | Cash | | 500 |
| CAV | 11/23/2023 | 11/24/2023 | 12/8/2023 | Cash | | 2,000 |
| TMP | 11/24/2023 | 11/27/2023 | 12/8/2023 | Cash | | 2,600 |

SELECTED NEWS

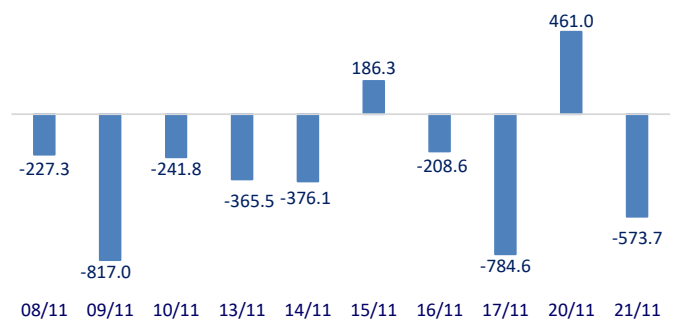
Intel commits to continue expanding investment in Vietnam;
 National Assembly delegates wondered about the effectiveness of the proposal to reduce VAT by 2%;
 The Can Tho - Phu Quoc flight route is temporarily suspended;
 Cocoa prices at 45-year high;
 China and Saudi Arabia signed a USD7 billion currency swap agreement, contributing to promoting de-dollarization;
 95% of OpenAI employees threatened to leave the company if Sam Altman did not return.

| | Close | 1D | 5D | Buying vol. | Selling vol. | Content |
|------------|---------|--------|--------|-------------|--------------|---|
| VCB | 86,600 | 0.58% | 0.70% | 2,044,430 | 1,812,431 | On November 20, in Hanoi, the SBV held a ceremony to announce the Decisions of the Governor of the SBV appointing leaders of the Office of Banking Inspection and Supervision Agency. |
| BID | 43,950 | 1.85% | 2.21% | 1,255,709 | 1,744,194 | |
| CTG | 29,400 | -0.51% | -1.34% | 3,786,264 | 4,739,203 | |
| TCB | 30,800 | -0.65% | -2.22% | 4,157,418 | 4,937,034 | |
| VPB | 19,650 | 0.77% | 0.26% | 37,138,075 | 17,496,294 | |
| MBB | 18,100 | 0.56% | -1.90% | 13,438,721 | 12,393,235 | |
| HDB | 18,700 | 0.00% | -0.27% | 8,756,347 | 11,033,166 | |
| TPB | 17,050 | -0.87% | -2.01% | 6,242,655 | 6,339,190 | |
| STB | 29,300 | 0.34% | -2.33% | 14,705,553 | 16,184,157 | |
| VIB | 19,050 | 0.26% | -2.81% | 4,013,141 | 4,029,496 | |
| ACB | 22,600 | 0.44% | -0.44% | 7,713,296 | 7,713,407 | |
| SHB | 11,250 | 0.45% | -1.75% | 19,973,671 | 26,505,110 | |
| SSB | 23,150 | 0.00% | 0.00% | 2,355,861 | 3,097,816 | |
| GAS | 11,700 | 0.89% | -1.27% | 6,811,336 | 10,758,153 | Petroleum prices are decelerating after increasing more than 2% due to concerns that OPEC+ will continue to cut supply. Brent oil price retreated close to 82 USD/barrel. |
| POW | 33,800 | 0.43% | 0.90% | 1,797,054 | 1,584,664 | |
| PLX | 42,600 | 0.90% | -5.23% | 5,911,841 | 7,129,481 | |
| VIC | 39,100 | -0.23% | -4.63% | 8,477,465 | 8,502,814 | VIC: Vingroup said it was ready to be sued since deciding to launch business activities in the US market. |
| VHM | 22,600 | 0.39% | -5.83% | 9,154,873 | 6,758,659 | |
| VRE | 69,500 | 0.22% | 0.87% | 5,760,352 | 4,304,953 | |
| VNM | 64,600 | 0.29% | 3.19% | 2,682,089 | 2,769,790 | MSN: MSR, a subsidiary of MSN, announced the results of offering 3 lots of bonds with a total par value of VND1,500 billion. |
| MSN | 63,100 | 1.57% | 1.77% | 1,111,247 | 886,359 | |
| SAB | 60,200 | 0.16% | 0.33% | 650,178 | 850,129 | |
| BCM | 40,800 | -1.95% | 0.00% | 443,772 | 580,756 | MWG: MWG will be removed from the VNDiamond Index basket in the first period of 2024 if it violates the criteria for the proportion of shares held by foreign investors. If MWG is removed from the index basket, the DCVFM Diamond ETF can sell about 60 million MWG shares. |
| BVH | 40,800 | 0.00% | 0.00% | 443,772 | 580,756 | |
| VJC | 106,600 | 0.85% | -1.11% | 1,201,424 | 1,056,398 | |
| FPT | 91,900 | 1.32% | -0.76% | 3,558,503 | 3,136,954 | |
| MWG | 40,900 | 0.86% | -1.45% | 10,494,081 | 11,688,371 | |
| GVR | 20,050 | 0.25% | 3.60% | 3,318,004 | 4,262,239 | |
| SSI | 32,550 | 0.46% | 2.52% | 34,348,352 | 40,334,646 | |
| HPG | 27,050 | 1.50% | 0.19% | 44,027,967 | 67,436,205 | |

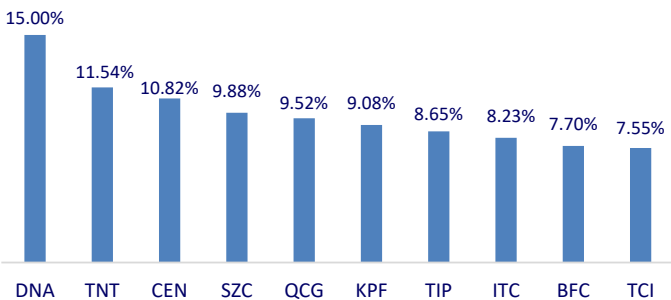
Top highest total traded value stocks (Billion VND)



Foreign net flow 10 nearest sessions (Billion VND)



Top increases in 3 sessions with liquidity



Top decreases in 3 sessions with liquidity

