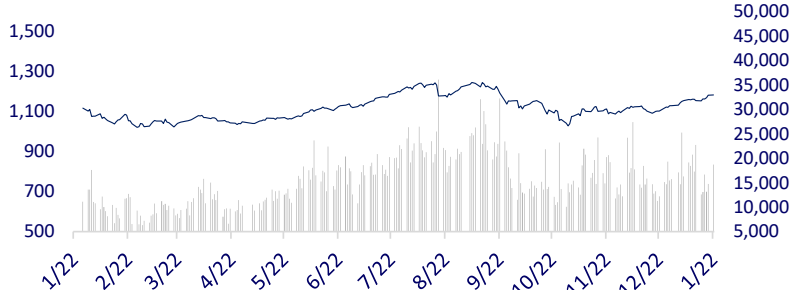


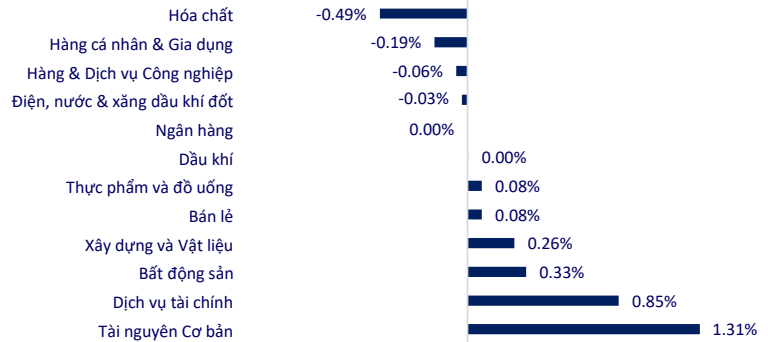
TTCK VIỆT NAM		1D	YTD
VN-INDEX	1,182.86	0.12%	4.52%
HNX	229.77	0.13%	-0.10%
VN30	1,189.56	0.37%	5.12%
UPCOM	87.72	0.30%	0.16%
GT mua ròng NĐTNN (tỷ)	508.62		
Tổng GTGD (tỷ)	20,527.61	23.79%	8.63%

Thị trường tiếp tục xu hướng tăng điểm trong phiên đầu tuần mới. Ngay từ đầu phiên thị trường đã bật tăng tới hơn 5 điểm, mặc dù đã có sự suy yếu sau đó khi VNIndex dần chuyển sang sắc đỏ, tuy nhiên dòng tiền lớn nhập cuộc vào cuối phiên đã giúp thị trường đảo chiều chuyển sang sắc xanh.

INTRADAY VNINDEX 22/1/2024

VNINDEX (1Y)


ETF & PHÁI SINH		1D	YTD
E1VFN30	20,520	0.74%	5.07%
FUEMAV30	14,130	0.36%	5.06%
FUESSV30	14,690	1.17%	5.99%
FUESSV50	17,200	0.53%	1.30%
FUESSVFL	19,700	-0.61%	7.07%
FUEVFNVD	27,320	0.26%	4.96%
FUEVN100	15,910	0.57%	4.19%
VN30F2402	1,194	0.34%	
VN30F2403	1,195	0.59%	
VN30F2406	1,191	0.50%	
VN30F2409	1,190	0.88%	

THAY ĐỔI GIÁ TẠI CÁC NGÀNH


THỊ TRƯỜNG THẾ GIỚI		1D	YTD
Nikkei 225	36,546.95	1.62%	9.21%
Shanghai	2,756.34	-2.68%	-6.95%
Hang Seng	14,961.18	-2.27%	-10.88%
Kospi	2,464.35	-0.34%	-7.70%
BSE Sensex	71,423.65	-0.36%	-0.65%
STI (Singapore)	3,149.12	-0.08%	-2.50%
SET (Thái Lan)	1,369.92	-0.81%	-4.43%
Dầu Brent (\$/thùng)	78.58	-0.56%	-0.33%
Vàng (\$/ounce)	2,022.04	-0.43%	-2.63%

Thị trường chứng khoán Châu Á lại trái chiều trong ngày hôm nay. Nikkei 225 tiếp tục tăng mạnh khi BOJ được cho là sẽ giữ nguyên chính sách tiền tệ ôn hòa của mình khi kết thúc cuộc họp vào ngày thứ ba. Trái lại chứng khoán Hồng Kông và Trung Quốc sụt giảm trong bối cảnh tiếp tục lo ngại về sự phục hồi kinh tế chậm lại của nước này.

KINH TẾ VĨ MÔ		1D (bps)	YTD (bps)
Lãi suất liên NH	0.19%	4	-341
Lãi suất tiết kiệm 12T	4.70%	0	-10
TPCP - 5 năm	1.66%	-12	-22
TPCP - 10 năm	2.16%	5	-2
USD/VND	24,740	0.08%	0.94%
EUR/VND	27,498	0.03%	0.45%
CNY/VND	3,484	0.06%	0.23%

Ngày 22/1, giá mua vào USD "chợ đen" hiện phổ biến ở mức 25.000 đồng, giá bán ra khoảng 25.100 đồng. Từ đầu năm đến nay, giá USD "chợ đen" đã tăng khoảng 1,6%.

LỊCH SỰ KIỆN

Mã	Ngày GDKHQ	Ngày ĐKCC	Ngày thực hiện	Loại	Tỉ lệ	Giá trị
SAF	1/23/2024	1/24/2024	1/2/2024	Tiền mặt		3,000
APF	1/24/2024	1/25/2024	2/23/2024	Tiền mặt		2,000
SBM	1/24/2024	1/25/2024	2/5/2024	Tiền mặt		1,000
BDT	1/24/2024	1/25/2024	2/6/2024	Tiền mặt		648
MH3	1/29/2024	1/30/2024	4/10/2024	Tiền mặt		700
CLC	1/29/2024	1/30/2024	2/28/2024	Tiền mặt		1,500
PAC	1/31/2024	2/1/2024	2/28/2024	Tiền mặt		500
VHC	2/19/2024	2/20/2024	2/29/2024	Tiền mặt		2,000

TIN TỨC CHỌN LỌC

Bộ Công Thương yêu cầu rà soát cấp phép kinh doanh xăng dầu;

Hà Nội cam kết tiến độ Vành đai 4 trước Quốc hội và Chính phủ;

Hải Dương đơn đốc các địa phương sớm bàn giao mặt bằng dự án đường dây 500kV mạch 3;

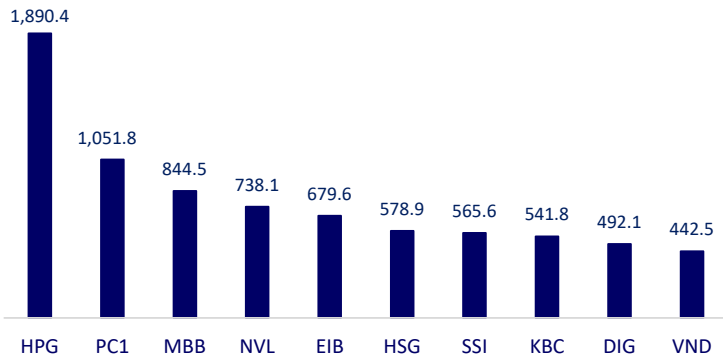
Trung Quốc tiếp tục giữ nguyên lãi suất để hỗ trợ nền kinh tế;

Các nhà sản xuất và bán lẻ châu Âu lâm vào khó khăn do khủng hoảng ở Biển Đỏ;

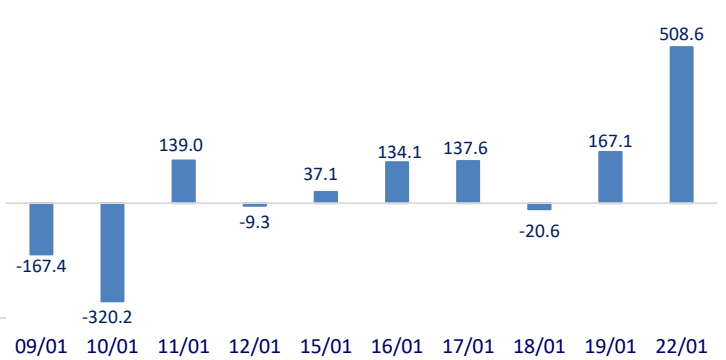
IMF: Thị trường đang quá lạc quan về khả năng cắt giảm lãi suất.

	Đóng cửa	1D	5D	KL mua	KL bán	Nội dung
VCB	92,000	-0.65%	2.22%	1,448,471	2,438,329	TPB: Ngân hàng TMCP Tiên Phong(TPBank)) mới đây đã công bố báo cáo tài chính quý IV/2023. Lợi nhuận trước thuế quý 4/2023 của ngân hàng ở mức 630 tỷ đồng, giảm 67% so với cùng kỳ năm 2022. Nguyên nhân chủ yếu do chi phí dự phòng rủi ro tăng vọt từ mức 115 tỷ đồng (quý 4/2022) lên tới 1.970 tỷ đồng (quý 4/2023), tức tăng tới 17 lần.
BID	49,800	-0.10%	6.87%	3,564,001	4,550,297	
CTG	32,650	0.15%	3.98%	18,762,422	14,651,231	
TCB	34,950	0.00%	1.90%	6,692,031	9,496,352	
VPB	19,800	0.51%	2.33%	27,268,446	31,843,447	
MBB	22,100	0.23%	3.0%	75,384,085	50,390,067	
HDB	21,200	1.19%	0.95%	11,884,830	10,633,404	
TPB	18,650	0.27%	1.91%	16,371,632	16,940,456	
STB	30,250	-0.17%	1.51%	23,651,750	28,872,821	
VIB	21,100	0.00%	2.40%	6,953,201	9,415,205	
ACB	26,300	1.35%	3.95%	20,507,002	18,968,547	POW: Lãi sau thuế 2023 PV Power ước đạt 1.194,1 tỷ đồng, vượt 34% kế hoạch năm.
SHB	12,150	0.00%	0.00%	68,515,197	76,163,997	
SSB	23,250	0.65%	-0.21%	2,376,775	2,536,737	
GAS	76,300	-0.52%	1.32%	1,082,765	13,941,440	
POW	11,550	0.00%	0.29%	13,265,758	942,847	VRE: Vincom Retail sẽ có thêm 160.000m2 sàn thương mại trong năm 2024.
PLX	34,750	-0.29%	0.58%	623,862	3,911,695	
VIC	43,300	0.00%	3.37%	2,910,777	10,204,812	
VHM	43,000	-0.12%	4.14%	7,765,851	13,371,496	
VRE	23,900	0.21%	1.94%	9,257,985	4,880,075	MSN: Sau khi về tay Masan, bột giặt NET báo lãi quý 4/2023 tăng gấp đôi so với cùng kỳ 2022.
VNM	68,300	0.44%	3.20%	3,629,146	3,965,076	
MSN	67,700	-0.15%	0.83%	3,149,256	946,925	
SAB	60,900	-0.81%	2.86%	704,137	1,166,138	
BCM	61,200	0.00%	0.49%	864,085	687,373	HPG: CTCP Tập đoàn Hòa Phát vừa công bố kết quả kinh doanh quý 4/2023. Theo đó, quý 4/2023, Tập đoàn Hòa Phát ghi nhận doanh thu của Tập đoàn đạt 34.925 tỷ đồng, tăng 33% so với cùng kỳ năm 2022. Lợi nhuận sau thuế ghi nhận 2.969 tỷ đồng, tăng 48% so với quý trước.
BVH	41,200	-0.12%	0.49%	412,118	687,373	
VJC	105,600	0.57%	0.38%	723,490	837,282	
FPT	96,400	0.10%	1.05%	1,954,425	2,700,371	
MWG	46,150	0.22%	7.58%	13,389,057	12,407,600	
GVR	21,050	-1.17%	2.43%	5,513,336	5,113,795	
SSI	33,950	0.74%	2.88%	35,812,063	35,156,700	
HPG	28,300	1.80%	4.43%	108,708,058	119,759,908	

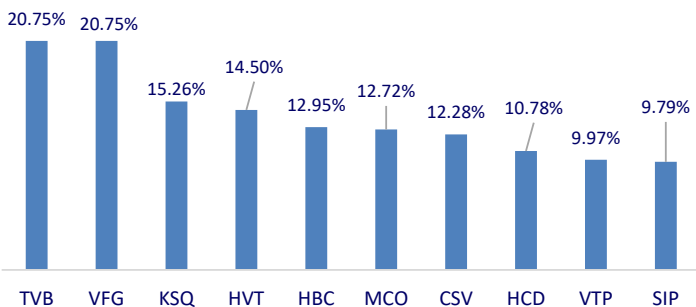
Top CP có tổng giá trị giao dịch cao nhất (tỷ đồng)



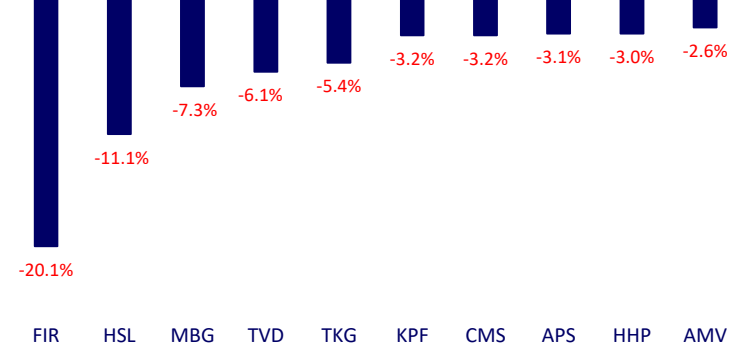
Dòng tiền NĐTNN 10 phiên gần nhất (tỷ đồng)



Top tăng 3 phiên có thanh khoản



Top giảm 3 phiên có thanh khoản



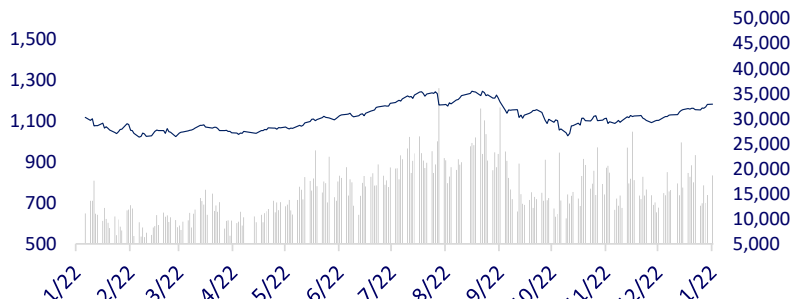
VIETNAM STOCK MARKET

		1D	YTD
VN-INDEX	1,182.86	0.12%	4.52%
HNX	229.77	0.13%	-0.10%
VN30	1,189.56	0.37%	5.12%
UPCOM	87.72	0.30%	0.16%
Net Foreign buy (B)	508.62		
Total trading value (B)	20,527.61	23.79%	8.63%

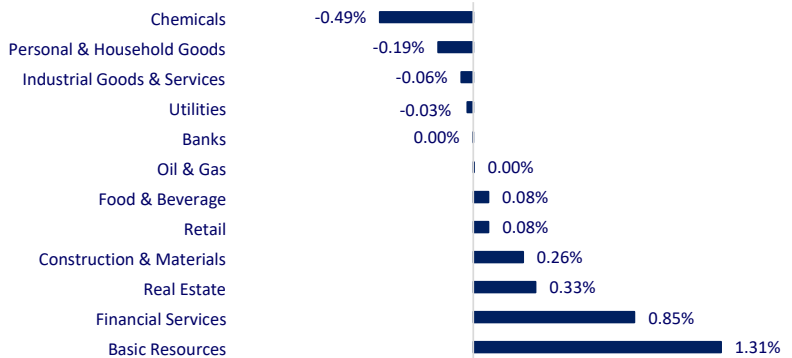
The market continued its upward trend in the first session of the new week. Right from the beginning of the session, the market increased by more than 5 points, although there was a weakening later when VNIndex gradually turned red. However, the large cash flow entering at the end of the session helped the market reverse to turn green.

INTRADAY VNINDEX

1/22/2024


VNINDEX (1Y)

ETF & DERIVATIVES

		1D	YTD
E1VFN30	20,520	0.74%	5.07%
FUEMAV30	14,130	0.36%	5.06%
FUESSV30	14,690	1.17%	5.99%
FUESSV50	17,200	0.53%	1.30%
FUESSVFL	19,700	-0.61%	7.07%
FUEVFN30	27,320	0.26%	4.96%
FUEVN100	15,910	0.57%	4.19%
VN30F2402	1,194.00	0.34%	
VN30F2403	1,195.00	0.59%	
VN30F2406	1,191.00	0.50%	
VN30F2409	1,190.40	0.88%	

CHANGE IN PRICE BY SECTOR

GLOBAL MARKET

		1D	YTD
Nikkei 225	36,546.95	1.62%	9.21%
Shanghai Component	2,756.34	-2.68%	-6.95%
Hang Seng	14,961.18	-2.27%	-10.88%
Kospi	2,464.35	-0.34%	-7.70%
BSE Sensex	71,423.65	-0.36%	-0.65%
STI (Singapore)	3,149.12	-0.08%	-2.50%
SET (Thái Lan)	1,369.92	-0.81%	-4.43%
Brent oil (\$/barrel)	78.58	-0.56%	-0.33%
Gold (\$/ounce)	2,022.04	-0.43%	-2.63%

Asian stock markets were mixed again today. Nikkei 225 continues to surge as the BOJ is expected to keep its dovish monetary policy intact at the end of its meeting on Tuesday. In contrast, Hong Kong and Chinese stocks fell amid continued concerns about the country's slowing economic recovery.

VIETNAM ECONOMY

		1D (bps)	YTD (bps)
Vnibor	0.19%	4	-341
Deposit interest 12M	4.70%	0	-10
5 year-Gov. Bond	1.66%	-12	-22
10 year-Gov. Bond	2.16%	5	-2
USD/VND	24,740	0.08%	0.94%
EUR/VND	27,498	0.03%	0.45%
CNY/VND	3,484	0.06%	0.23%

On January 22, the "black market" buying price for USD is currently popular at 25,000 VND, the selling price is about 25,100 VND. Since the beginning of the year until now, the "black market" USD price has increased about 1.6%.

EVENT CALENDAR

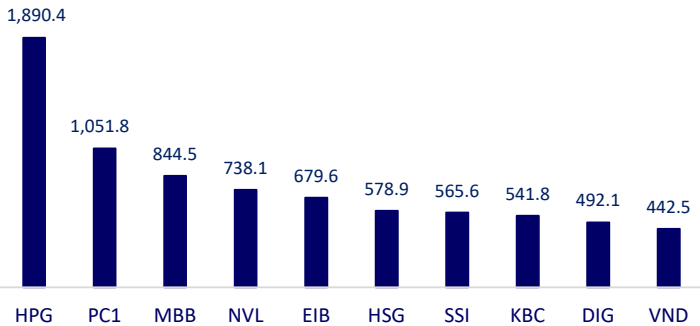
Ticker	Ex-right Date	Last register Date	Exercise Date	Type	Rate	Value
SAF	1/23/2024	1/24/2024	1/2/2024	Cash		3,000
APF	1/24/2024	1/25/2024	2/23/2024	Cash		2,000
SBM	1/24/2024	1/25/2024	2/5/2024	Cash		1,000
BDT	1/24/2024	1/25/2024	2/6/2024	Cash		648
MH3	1/29/2024	1/30/2024	4/10/2024	Cash		700
CLC	1/29/2024	1/30/2024	2/28/2024	Cash		1,500
PAC	1/31/2024	2/1/2024	2/28/2024	Cash		500
VHC	2/19/2024	2/20/2024	2/29/2024	Cash		2,000

SELECTED NEWS

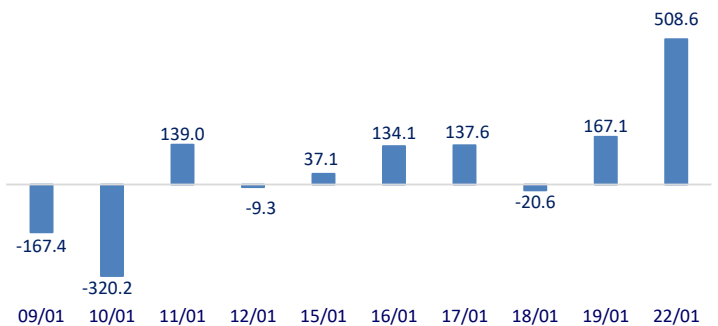
The Ministry of Industry and Trade requires a review of petroleum business licenses;
 Hanoi commits to the progress of Belt 4 before the National Assembly and the Government;
 Hai Duong urges localities to soon hand over the site for the 500kV circuit 3 line project;
 China continues to keep interest rates unchanged to support the economy;
 European manufacturers and retailers are facing difficulties due to the Red Sea crisis;
 IMF: The market is too optimistic about the possibility of cutting interest rates.

	Close	1D	5D	Buying vol.	Selling vol.	Content
VCB	92,000	-0.65%	2.22%	1,448,471	2,438,329	TPB: Tien Phong Commercial Joint Stock Bank (TPBank) recently announced its financial report for the fourth quarter of 2023. The bank's profit before tax in the fourth quarter of 2023 is at VND630 billion, down 67% compared to the same period in 2022. The main reason is that risk provision costs skyrocketed from VND115 billion (quarter 4/2022) up to VND1,970 billion (quarter 4/2023).
BID	49,800	-0.10%	6.87%	3,564,001	4,550,297	
CTG	32,650	0.15%	3.98%	18,762,422	14,651,231	
TCB	34,950	0.00%	1.90%	6,692,031	9,496,352	
VPB	19,800	0.51%	2.33%	27,268,446	31,843,447	
MBB	22,100	0.23%	3.0%	75,384,085	50,390,067	
HDB	21,200	1.19%	0.95%	11,884,830	10,633,404	
TPB	18,650	0.27%	1.91%	16,371,632	16,940,456	
STB	30,250	-0.17%	1.51%	23,651,750	28,872,821	
VIB	21,100	0.00%	2.40%	6,953,201	9,415,205	
ACB	26,300	1.35%	3.95%	20,507,002	18,968,547	POW: Profit after tax in 2023 PV Power is estimated to reach VND1,194.1 billion, exceeding 34% of the year's plan.
SHB	12,150	0.00%	0.00%	68,515,197	76,163,997	
SSB	23,250	0.65%	-0.21%	2,376,775	2,536,737	
GAS	76,300	-0.52%	1.32%	1,082,765	13,941,440	VRE: Vincom Retail will have an additional 160,000 square meters of commercial floor space in 2024.
POW	11,550	0.00%	0.29%	13,265,758	942,847	
PLX	34,750	-0.29%	0.58%	623,862	3,911,695	
VIC	43,300	0.00%	3.37%	2,910,777	10,204,812	MSN: After acquired by Masan, NET reported that its profit in the fourth quarter of 2023 doubled compared to the same period in 2022.
VHM	43,000	-0.12%	4.14%	7,765,851	13,371,496	
VRE	23,900	0.21%	1.94%	9,257,985	4,880,075	
VNM	68,300	0.44%	3.20%	3,629,146	3,965,076	HPG: Hoa Phat Group Joint Stock Company has just announced its business results for the fourth quarter of 2023. Accordingly, in the fourth quarter of 2023, Hoa Phat Group recorded the total revenue reaching VND34,925 billion, an increase of 33% compared to the same period in 2022. Profit after tax recorded VND2,969 billion, an increase of 48% compared to the previous quarter.
MSN	67,700	-0.15%	0.83%	3,149,256	946,925	
SAB	60,900	-0.81%	2.86%	704,137	1,166,138	
BCM	61,200	0.00%	0.49%	864,085	687,373	
BVH	41,200	-0.12%	0.49%	412,118	687,373	
VJC	105,600	0.57%	0.38%	723,490	837,282	
FPT	96,400	0.10%	1.05%	1,954,425	2,700,371	
MWG	46,150	0.22%	7.58%	13,389,057	12,407,600	
GVR	21,050	-1.17%	2.43%	5,513,336	5,113,795	
SSI	33,950	0.74%	2.88%	35,812,063	35,156,700	
HPG	28,300	1.80%	4.43%	108,708,058	119,759,908	

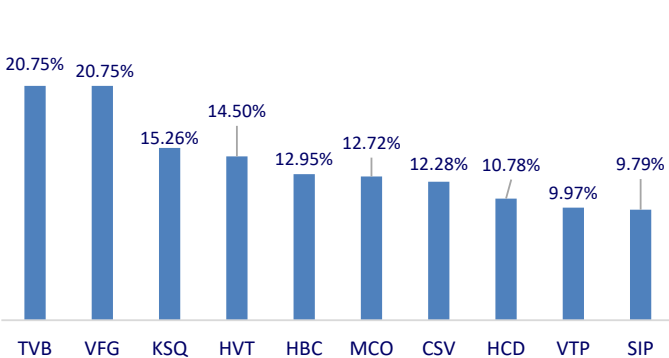
Top highest total traded value stocks (Billion VND)



Foreign net flow 10 nearest sessions (Billion VND)



Top increases in 3 sessions with liquidity



Top decreases in 3 sessions with liquidity

