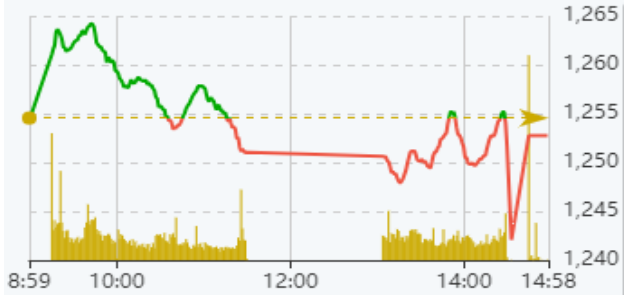
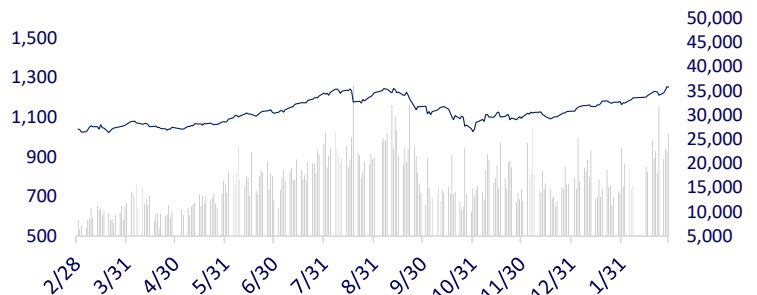
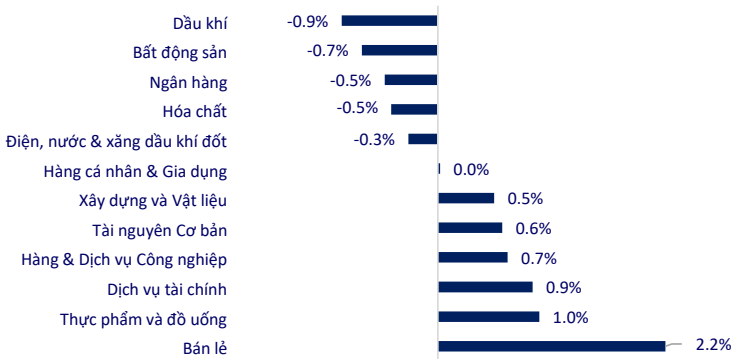


TTCK VIỆT NAM		1D	YTD
VN-INDEX	1,252.73	-0.15%	10.69%
HNX	235.46	0.13%	2.38%
VN30	1,265.75	0.03%	11.85%
UPCOM	90.63	0.10%	3.48%
GT mua ròng NĐTNN (tỷ)	-417.23		
Tổng GTGD (tỷ)	28,842.68	13.77%	52.63%

Thị trường chứng khoán đã có một phiên chững lại sau khi vượt đỉnh ở mức 1250 điểm. Dòng tiền đang có sự luân chuyển giữa các nhóm ngành. Bán lẻ và dịch vụ tài chính là 2 nhóm ngành tăng mạnh nhất hôm nay. Trái ngược lại với phiên hôm qua thì ngân hàng và dầu khí lại là 2 nhóm ngành giảm nhiều nhất.

INTRADAY VNINDEX 29/2/2024

VNINDEX (1Y)


ETF & PHÁI SINH		1D	YTD
E1VFN30	21,850	0.41%	11.88%
FUEMAV30	14,990	0.00%	11.45%
FUESSV30	15,560	0.06%	12.27%
FUESSV50	17,970	0.00%	5.83%
FUESSVFL	20,870	0.58%	13.42%
FUEVFNVD	29,220	0.41%	12.26%
FUEVN100	16,850	0.48%	10.35%
VN30F2403	1,263	-0.27%	
VN30F2404	1,264	-0.17%	
VN30F2406	1,263	0.08%	
VN30F2409	1,260	-0.17%	

THAY ĐỔI GIÁ TẠI CÁC NGÀNH


THỊ TRƯỜNG THẾ GIỚI		1D	YTD
Nikkei 225	39,166.19	-0.11%	17.04%
Shanghai	3,015.17	1.94%	1.79%
Hang Seng	16,511.44	-0.15%	-1.65%
Kospi	2,642.36	-0.37%	-1.03%
BSE Sensex	72,578.63	0.38%	0.95%
STI (Singapore)	3,141.85	0.09%	-2.73%
SET (Thái Lan)	1,370.67	-0.82%	-4.37%
Dầu Brent (\$/thùng)	81.96	0.18%	3.96%
Vàng (\$/ounce)	2,033.09	0.31%	-2.10%

Tương tự như thị trường Mỹ thì chứng khoán châu Á hầu hết cũng đã yếu hơn trong phiên hôm nay, trước khi dữ liệu kinh tế quan trọng của Mỹ được công bố. Điểm sáng duy nhất là chứng khoán Trung Quốc đã hồi phục trở lại sau khi giảm mạnh hôm qua. Cụ thể, chỉ số Shanghai đã tăng 1.94% trong khi Kospi, Nikkei đóng cửa trong sắc đỏ.

KINH TẾ VĨ MÔ		1D (bps)	YTD (bps)
Lãi suất liên NH	1.47%	-86	-213
Lãi suất tiết kiệm 12T	4.70%	0	-10
TPCP - 5 năm	1.72%	2	-17
TPCP - 10 năm	2.19%	3	1
USD/VND	24,822	0.05%	1.27%
EUR/VND	27,474	0.17%	0.36%
CNY/VND	3,496	0.11%	0.58%

Giá USD tại các ngân hàng thương mại hôm nay cũng tăng khoảng 20-30 đồng. Tuy cũng tăng khá mạnh thời gian gần đây nhưng giá USD ngân hàng vẫn chưa vượt đỉnh 24.880 đồng ghi nhận vào cuối năm 2022. Chênh lệch giá USD ngân hàng và USD tự do là khá lớn, lên tới 600 đồng.

LỊCH SỰ KIỆN

Mã	Ngày GDKHQ	Ngày ĐKCC	Ngày thực hiện	Loại	Tỉ lệ	Giá trị
BDB	2/29/2024	1/3/2024	6/20/2024	Tiền mặt		800
TTC	2/29/2024	1/3/2024	3/15/2024	Tiền mặt		800
VDP	8/3/2024	11/3/2024	5/22/2024	Tiền mặt		1,500

TIN TỨC CHỌN LỌC

CPI tháng 2 tăng 3,98% so với cùng kỳ;

Thu hút FDI công nghệ cao đang là xu hướng;

Doanh nghiệp Hoa Kỳ sản xuất chip công nghệ cao muốn xây nhà máy 200 triệu USD ở miền Bắc Việt Nam;

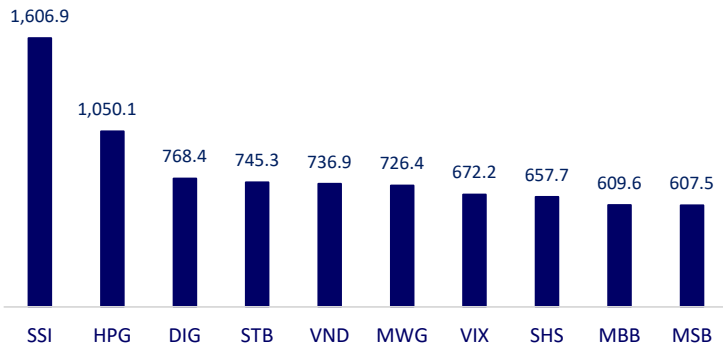
Country Garden đối mặt nguy cơ thanh lý tài sản;

Đặt cược mạnh tay vào Bitcoin, El Salvador đã lãi 40%;

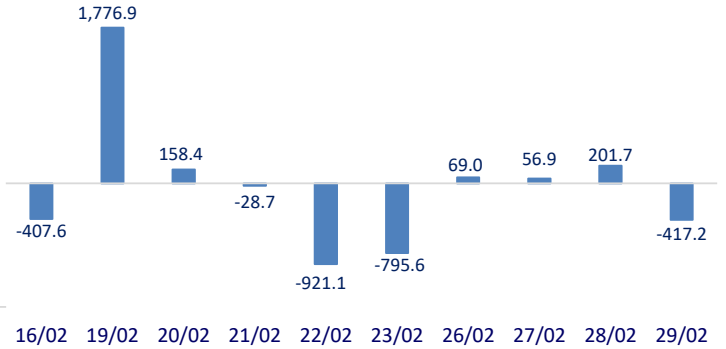
Qatar tăng công suất sản xuất LNG nhằm đáp ứng nhu cầu của châu Á.

	Đóng cửa	1D	5D	KL mua	KL bán	Nội dung
VCB	97,300	-0.10%	8.72%	3,663,054	3,646,383	CTG: Ngân hàng VietinBank mới đây thông báo bán đấu giá khoản nợ trị giá hơn 1.500 tỷ đồng của Công ty TNHH Xuất nhập khẩu Thương mại Võ Thị Thu Hà (TP.HCM) với giá khởi điểm 142 tỷ đồng, tức chưa bằng 1/10 khoản nợ.
BID	53,000	-1.67%	6.53%	2,193,674	2,476,886	
CTG	35,550	-1.11%	-0.42%	21,348,246	24,732,027	
TCB	42,200	0.00%	4.71%	14,390,074	14,678,866	
VPB	19,900	0.00%	1.02%	31,448,214	42,153,456	
MBB	24,150	-1.02%	0.8%	45,438,151	43,762,493	
HDB	23,300	0.43%	1.75%	7,981,948	11,501,555	
TPB	19,850	-0.75%	1.53%	54,433,365	61,990,044	
STB	31,550	0.48%	1.61%	44,040,865	47,807,783	
VIB	21,900	-0.90%	-2.67%	11,572,124	11,957,777	
ACB	28,000	0.00%	1.27%	15,477,446	21,041,707	POW: PV Power được Fitch Ratings nâng hạng tín nhiệm (IDR) từ BB lên BB+.
SHB	11,800	-0.84%	-2.48%	60,100,384	83,909,242	
SSB	22,900	-0.22%	-0.43%	2,022,616	2,616,870	
GAS	77,400	-0.77%	-0.85%	2,166,899	19,069,230	
POW	11,650	-1.27%	0.00%	13,977,524	2,222,196	VIC: VinFast nhận hai giải thưởng tại Triển lãm ô tô quốc tế Indonesia.
PLX	35,850	-0.97%	-5.46%	1,608,154	8,400,138	
VIC	45,000	-1.32%	-3.13%	6,576,730	19,845,309	
VHM	43,400	-2.25%	0.38%	17,246,745	43,167,283	
VRE	26,500	-4.68%	0.56%	44,252,129	12,493,118	MSN: Chủ tịch Masan Group Nguyễn Đăng Quang trở lại danh sách tỷ phú USD của Forbes.
VNM	72,000	-0.28%	3.38%	12,092,995	16,915,815	
MSN	70,400	3.07%	0.86%	15,988,742	4,976,090	
SAB	58,500	1.39%	-2.76%	4,884,573	2,164,422	
BCM	63,300	-0.16%	1.78%	1,439,914	1,765,903	MWG: Theo thông tin từ Reuters, CDH Investments đến từ Trung Quốc đang đàm phán mua lại 5-10% cổ phần của chuỗi Bách Hóa Xanh từ CTCP Đầu tư Thế Giới Động (MWG). Nếu đạt được thỏa thuận, định giá của chuỗi Bách Hóa Xanh có thể đạt mức 1,7 tỷ USD.
BVH	42,900	1.06%	1.78%	1,262,991	1,765,903	
VJC	103,100	-0.29%	-0.48%	904,709	947,332	
FPT	109,000	0.46%	4.21%	4,708,869	5,442,502	
MWG	46,200	1.99%	1.99%	20,972,240	27,002,602	
GVR	28,600	-1.04%	2.33%	10,550,076	10,992,960	
SSI	37,000	2.49%	6.78%	84,475,041	84,906,362	
HPG	31,000	1.31%	8.58%	54,993,244	62,015,915	

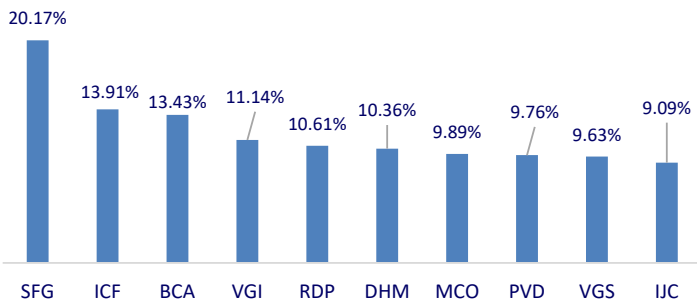
Top CP có tổng giá trị giao dịch cao nhất (tỷ đồng)



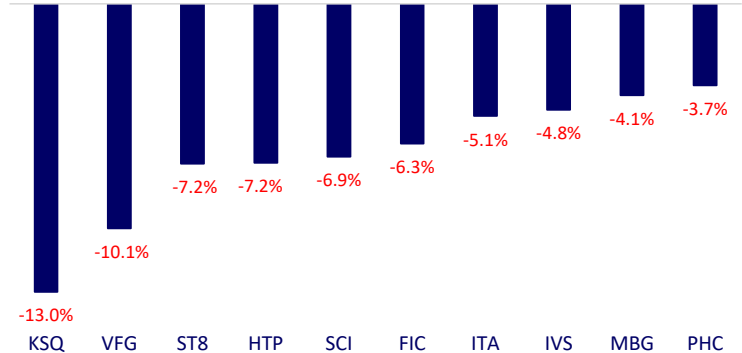
Dòng tiền NĐTNN 10 phiên gần nhất (tỷ đồng)



Top tăng 3 phiên có thanh khoản



Top giảm 3 phiên có thanh khoản



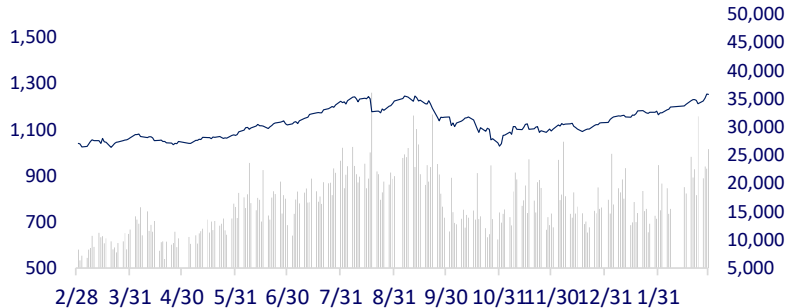
VIETNAM STOCK MARKET

		1D	YTD
VN-INDEX	1,252.73	-0.15%	10.69%
HNX	235.46	0.13%	2.38%
VN30	1,265.75	0.03%	11.85%
UPCOM	90.63	0.10%	3.48%
Net Foreign buy (B)	-417.23		
Total trading value (B)	28,842.68	13.77%	52.63%

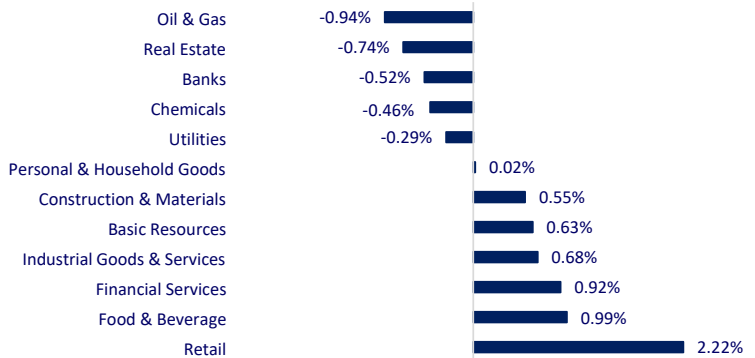
The stock market had a slow session after surpassing its peak at 1250 points. Cash flow was circulating between industry groups. Retail and financial services were the two industry groups with the strongest growth today. In contrast to yesterday's session, banking and oil and gas were the two industry groups that decreased the most.

INTRADAY VNINDEX

2/29/2024


VNINDEX (1Y)

ETF & DERIVATIVES

		1D	YTD
E1VFN30	21,850	0.41%	11.88%
FUEMAV30	14,990	0.00%	11.45%
FUESSV30	15,560	0.06%	12.27%
FUESSV50	17,970	0.00%	5.83%
FUESSVFL	20,870	0.58%	13.42%
FUEVFNVD	29,220	0.41%	12.26%
FUEVN100	16,850	0.48%	10.35%
VN30F2403	1,262.80	-0.27%	
VN30F2404	1,263.90	-0.17%	
VN30F2406	1,263.00	0.08%	
VN30F2409	1,260.40	-0.17%	

CHANGE IN PRICE BY SECTOR

GLOBAL MARKET

		1D	YTD
Nikkei 225	39,166.19	-0.11%	17.04%
Shanghai Component	3,015.17	1.94%	1.79%
Hang Seng	16,511.44	-0.15%	-1.65%
Kospi	2,642.36	-0.37%	-1.03%
BSE Sensex	72,578.63	0.38%	0.95%
STI (Singapore)	3,141.85	0.09%	-2.73%
SET (Thái Lan)	1,370.67	-0.82%	-4.37%
Brent oil (\$/barrel)	81.96	0.18%	3.96%
Gold (\$/ounce)	2,033.09	0.31%	-2.10%

Similar to the US market, Asian stocks were mostly weaker today, before important US economic data was released. The only bright spot was that Chinese stocks have recovered after falling sharply yesterday. Specifically, the Shanghai index increased by 1.94% while the Kospi and Nikkei closed in the red.

VIETNAM ECONOMY

		1D (bps)	YTD (bps)
Vnibor	1.47%	-86	-213
Deposit interest 12M	4.70%	0	-10
5 year-Gov. Bond	1.72%	2	-17
10 year-Gov. Bond	2.19%	3	1
USD/VND	24,822	0.05%	1.27%
EUR/VND	27,474	0.17%	0.36%
CNY/VND	3,496	0.11%	0.58%

The price of USD at commercial banks today also increased by about 20-30 VND. Although it has also increased quite strongly recently, the price of bank USD has not yet exceeded the peak of 24,880VND recorded at the end of 2022. The price difference between bank USD and black market USD was quite large, up to 600VND.

EVENT CALENDAR

Ticker	Ex-right Date	Last register Date	Exercise Date	Type	Rate	Value
BDB	2/29/2024	1/3/2024	6/20/2024	Cash		800
TTC	2/29/2024	1/3/2024	3/15/2024	Cash		800
VDP	8/3/2024	11/3/2024	5/22/2024	Cash		1,500

SELECTED NEWS

February CPI increased by 3.98% over the same period;

Attracting high-tech FDI is a trend;

A US enterprise that produces high-tech chips wants to build a USD200 million factory in Northern Vietnam;

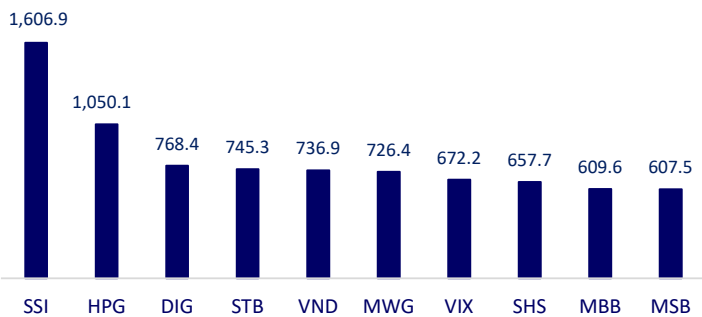
Country Garden faces the risk of asset liquidation;

Betting heavily on Bitcoin, El Salvador has gained 40%;

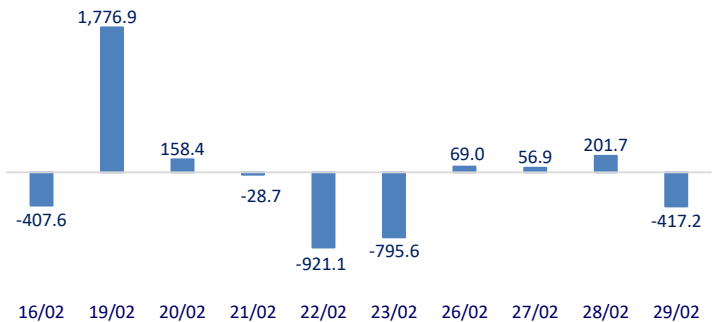
Qatar increases LNG production capacity to meet Asian demand.

	Close	1D	5D	Buying vol.	Selling vol.	Content
VCB	97,300	-0.10%	8.72%	3,663,054	3,646,383	CTG: VietinBank recently announced the auction of debt worth more than VND1,500 billion of Vo Thi Thu Ha Trading Import-Export Company Limited (HCMC) with a starting price of VND142 billion, which is not equal to 1/10 of the debt.
BID	53,000	-1.67%	6.53%	2,193,674	2,476,886	
CTG	35,550	-1.11%	-0.42%	21,348,246	24,732,027	
TCB	42,200	0.00%	4.71%	14,390,074	14,678,866	
VPB	19,900	0.00%	1.02%	31,448,214	42,153,456	
MBB	24,150	-1.02%	0.8%	45,438,151	43,762,493	
HDB	23,300	0.43%	1.75%	7,981,948	11,501,555	
TPB	19,850	-0.75%	1.53%	54,433,365	61,990,044	
STB	31,550	0.48%	1.61%	44,040,865	47,807,783	
VIB	21,900	-0.90%	-2.67%	11,572,124	11,957,777	
ACB	28,000	0.00%	1.27%	15,477,446	21,041,707	POW: PV Power's credit rating (IDR) was upgraded by Fitch Ratings from BB to BB+.
SHB	11,800	-0.84%	-2.48%	60,100,384	83,909,242	
SSB	22,900	-0.22%	-0.43%	2,022,616	2,616,870	
GAS	77,400	-0.77%	-0.85%	2,166,899	19,069,230	
POW	11,650	-1.27%	0.00%	13,977,524	2,222,196	
PLX	35,850	-0.97%	-5.46%	1,608,154	8,400,138	
VIC	45,000	-1.32%	-3.13%	6,576,730	19,845,309	
VHM	43,400	-2.25%	0.38%	17,246,745	43,167,283	
VRE	26,500	-4.68%	0.56%	44,252,129	12,493,118	
VNM	72,000	-0.28%	3.38%	12,092,995	16,915,815	
MSN	70,400	3.07%	0.86%	15,988,742	4,976,090	VIC: VinFast received two awards at the Indonesia International Auto Show.
SAB	58,500	1.39%	-2.76%	4,884,573	2,164,422	
BCM	63,300	-0.16%	1.78%	1,439,914	1,765,903	
BVH	42,900	1.06%	1.78%	1,262,991	1,765,903	
VJC	103,100	-0.29%	-0.48%	904,709	947,332	
FPT	109,000	0.46%	4.21%	4,708,869	5,442,502	
MWG	46,200	1.99%	1.99%	20,972,240	27,002,602	
GVR	28,600	-1.04%	2.33%	10,550,076	10,992,960	
SSI	37,000	2.49%	6.78%	84,475,041	84,906,362	
HPG	31,000	1.31%	8.58%	54,993,244	62,015,915	
WGI	10,000	0.00%	0.00%	0	0	
WDB	10,000	0.00%	0.00%	0	0	
WDB	10,000	0.00%	0.00%	0	0	
WDB	10,000	0.00%	0.00%	0	0	
WDB	10,000	0.00%	0.00%	0	0	
WDB	10,000	0.00%	0.00%	0	0	
WDB	10,000	0.00%	0.00%	0	0	
WDB	10,000	0.00%	0.00%	0	0	
WDB	10,000	0.00%	0.00%	0	0	
WDB	10,000	0.00%	0.00%	0	0	MWG: According to information from Reuters, CDH Investments from China is negotiating to buy back 5-10% of the shares of the Bach Hoa Xanh chain from Mobile World Investment Joint Stock Company (MWG). If an agreement is reached, the valuation of the Bach Hoa Xanh chain could reach USD1.7 billion.
WDB	10,000	0.00%	0.00%	0	0	
WDB	10,000	0.00%	0.00%	0	0	
WDB	10,000	0.00%	0.00%	0	0	
WDB	10,000	0.00%	0.00%	0	0	
WDB	10,000	0.00%	0.00%	0	0	
WDB	10,000	0.00%	0.00%	0	0	
WDB	10,000	0.00%	0.00%	0	0	
WDB	10,000	0.00%	0.00%	0	0	
WDB	10,000	0.00%	0.00%	0	0	

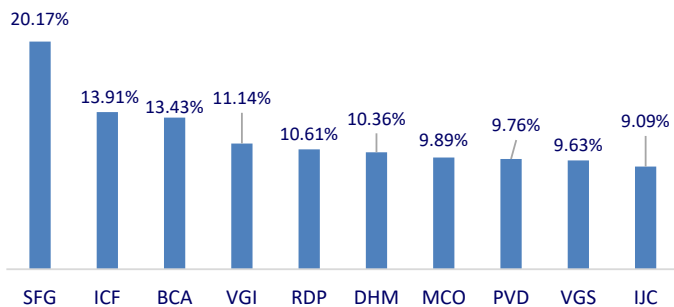
Top highest total traded value stocks (Billion VND)



Foreign net flow 10 nearest sessions (Billion VND)



Top increases in 3 sessions with liquidity



Top decreases in 3 sessions with liquidity

