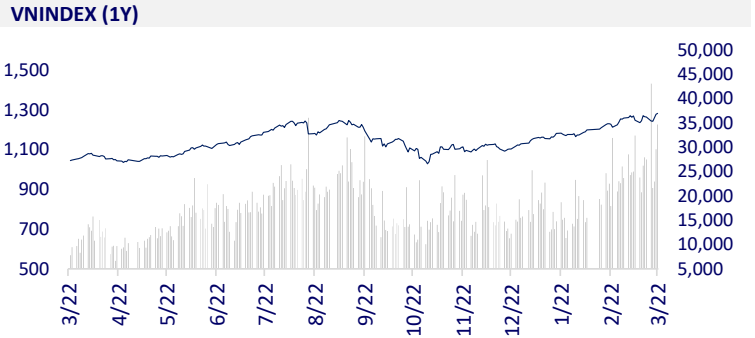
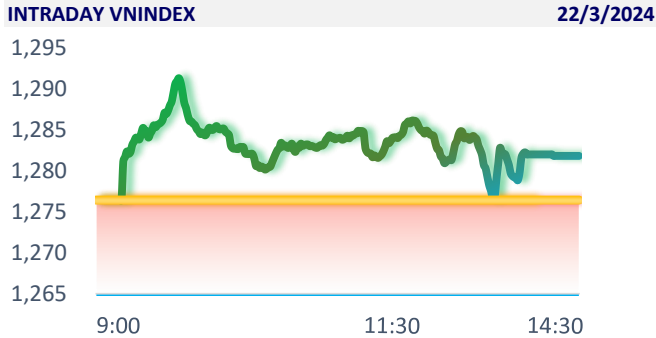
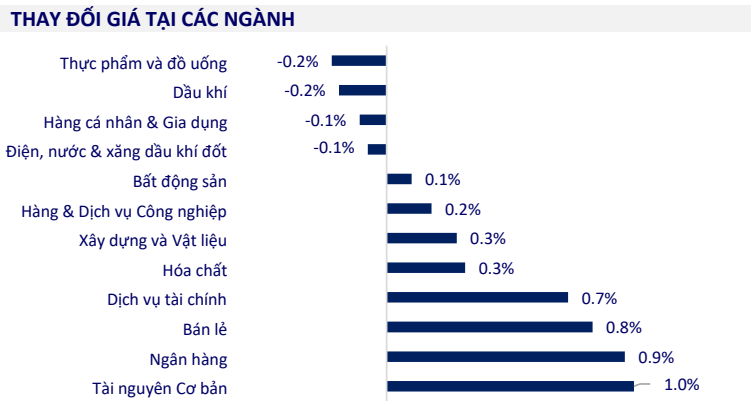


TTCK VIỆT NAM		1D	YTD
VN-INDEX	1,281.80	0.42%	13.26%
HNX	241.68	0.22%	5.08%
VN30	1,284.14	0.20%	13.48%
UPCOM	90.95	0.14%	3.85%
GT mua ròng NĐTNN (tỷ)	-471.84		
Tổng GTGD (tỷ)	37,939.18	12.28%	100.77%

Dòng ngân hàng đã dẫn dắt thị trường hôm nay. BID là cổ phiếu tiêu biểu của nhóm ngân hàng khi đã có lúc chạm trần, tuy nhiên cổ phiếu này chỉ đóng cửa ở mức tăng 2.3%, một số mã tiêu biểu khác như CTG +2.3%, VCB +1.3%, MBB +1.2%.



ETF & PHÁI SINH		1D	YTD
E1VFN30	22,140	1.19%	13.36%
FUEMAV30	15,240	0.26%	13.31%
FUESSV30	15,670	0.32%	13.06%
FUESSV50	18,010	0.28%	6.07%
FUESSVFL	21,030	0.48%	14.29%
FUEVFNVD	30,260	0.03%	16.25%
FUEVN100	17,250	0.76%	12.97%
VN30F2403	1,284.5	0.16%	
VN30F2404	1,285.8	0.30%	
VN30F2406	1,286.5	0.34%	
VN30F2409	1,287.7	0.29%	



THỊ TRƯỜNG THẾ GIỚI		1D	YTD
Nikkei 225	40,888.43	0.18%	22.19%
Shanghai	3,048.03	-0.95%	2.89%
Hang Seng	16,499.47	-2.16%	-1.72%
Kospi	2,748.56	-0.23%	2.95%
BSE Sensex	72,831.94	0.18%	1.31%
STI (Singapore)	3,217.97	-0.07%	-0.37%
SET (Thái Lan)	1,381.04	-0.47%	-3.65%
Dầu Brent (\$/thùng)	85.72	0.25%	8.73%
Vàng (\$/ounce)	2,166.95	-0.81%	4.34%

Chứng khoán Châu Á hầu hết giảm điểm, trong đó thị trường Hồng Kông và Trung Quốc tiêu cực nhất do sự lo ngại của nhà đầu tư về nền kinh tế Trung Quốc đang chậm lại. Dữ liệu của chính phủ Trung Quốc cho thấy thu ngân sách của nước này đã giảm 2.3% trong 2 tháng đầu năm 2024.

KINH TẾ VĨ MÔ		1D (bps)	YTD (bps)
Lãi suất liên NH	0.13%	-3	-347
Lãi suất tiết kiệm 12T	4.70%	0	-10
TPCP - 5 năm	1.81%	-7	-7
TPCP - 10 năm	2.45%	12	27
USD/VND	24,950	0.02%	1.80%
EUR/VND	27,624	-0.51%	0.91%
CNY/VND	3,497	-0.46%	0.60%

Lãi suất liên ngân hàng giảm sâu và tỷ giá USD lên cao kỷ lục dù NHNN đã phát hành gần 130,000 tỷ đồng tín phiếu để hút bớt thanh khoản dư thừa.

LỊCH SỰ KIỆN

Mã	Ngày GDKHQ	Ngày ĐKCC	Ngày thực hiện	Loại	Tỉ lệ	Giá trị
GMH	3/22/2024	3/25/2024	4/15/2024	Tiền mặt		1,000
CMF	3/22/2024	3/25/2024	5/10/2024	Tiền mặt		5,000
TMW	3/25/2024	3/26/2024	5/31/2024	Tiền mặt		1,000
NBE	3/25/2024	3/26/2024	8/9/2024	Tiền mặt		1,100
PGS	3/25/2024	3/26/2024	4/5/2024	Tiền mặt		1,500
VTC	3/26/2024	3/27/2024	4/24/2024	Tiền mặt		700

TIN TỨC CHỌN LỌC

Giá vàng SJC giảm mạnh;

Xuất khẩu tôm sang Trung Quốc và Mỹ tăng mạnh;

Bộ Nông nghiệp muốn bán đấu giá gần 5 triệu tấn carbon;

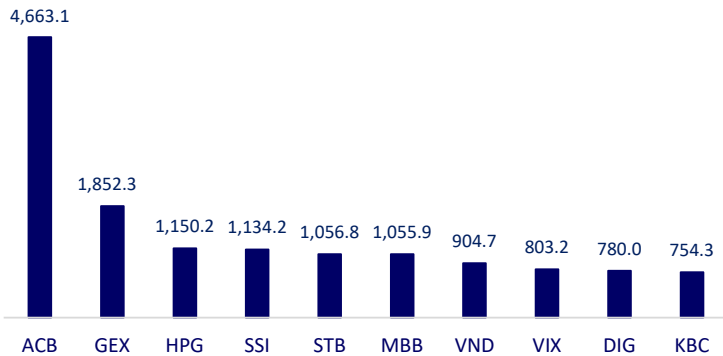
EC giáng đòn lên Nga, Belarus;

Kinh tế Trung Quốc: dữ liệu bán lẻ, công nghiệp "bứt phá";

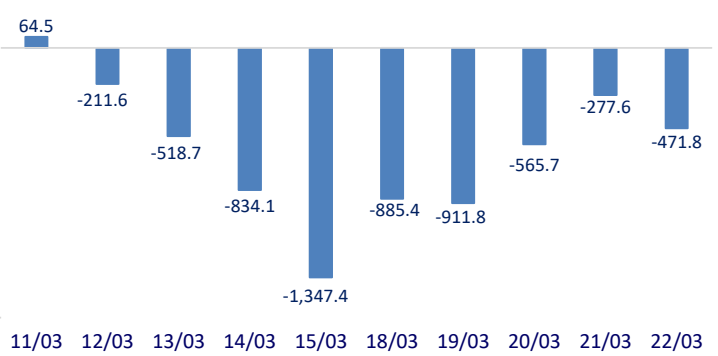
Chứng khoán Nhật Bản mở cửa phiên cuối tuần ở mức cao kỷ lục mới.

	Đóng cửa	1D	5D	KL mua	KL bán	Nội dung	
VCB	96,400	1.26%	2.55%	2,875,831	3,503,985	CTG: Lãi suất tiết kiệm tại VietinBank đã được điều chỉnh giảm ở một số kỳ hạn. Trong đó, lãi suất 3 tháng giảm từ 2.2%/năm xuống 2%/năm. Lãi suất tiết kiệm 6 tháng giảm từ 3.2%/năm xuống 3%/năm. Lãi suất tiết kiệm 12 tháng giảm từ 4.8%/năm xuống 4.7%/năm.	
BID	54,200	2.26%	3.83%	8,827,955	7,915,500		
CTG	35,700	2.29%	2.73%	28,854,018	33,943,991		
TCB	44,900	-0.44%	8.45%	19,004,075	20,309,681		
VPB	18,800	0.27%	0.80%	25,671,745	40,162,956		
MBB	25,050	1.21%	5.3%	74,885,163	80,172,549		
HDB	23,800	-0.42%	3.48%	10,250,667	10,889,114		
TPB	18,750	0.00%	-0.27%	29,533,125	41,808,258		
STB	31,650	0.48%	3.77%	72,394,766	62,200,762		
VIB	24,200	-0.41%	7.56%	14,970,596	15,750,083		
ACB	28,150	0.54%	2.93%	35,261,629	40,207,116	GAS: PV GAS dự kiến doanh thu và lợi nhuận năm 2024 sẽ tiếp tục suy giảm.	
SHB	11,550	0.87%	1.32%	57,475,693	69,325,762		
SSB	22,350	-0.89%	-1.11%	2,442,359	3,486,483		
GAS	80,500	-0.62%	0.44%	2,083,528	25,770,204		
POW	11,500	0.88%	0.93%	17,649,924	3,458,190		
PLX	38,000	-1.17%	4.95%	2,845,523	9,833,869		
VIC	46,600	0.22%	0.94%	9,190,726	19,316,786		Năm 2023, doanh thu của VinFast tại Mỹ đạt 159 tỷ đồng.
VHM	42,800	-0.23%	3.69%	16,482,972	18,767,189		
VRE	26,700	-0.93%	-1.45%	17,659,635	9,002,118		
VNM	67,800	-0.88%	0.00%	10,412,689	11,888,015		VNM: Tỷ lệ sở hữu của 20 cổ đông lớn nhất tại Vinamilk giảm nhẹ.
MSN	78,500	0.64%	-1.21%	9,522,716	1,716,056		
SAB	57,300	0.17%	-2.67%	1,573,301	2,001,420		
BCM	65,700	0.00%	-1.39%	2,040,527	1,039,888	FPT: Trong hai tháng đầu năm, doanh thu của FPT đạt 8,966 tỷ đồng, lãi trước thuế 1,567 tỷ đồng; tăng lần lượt gần 23% và 19.5% so với cùng kỳ. Lợi nhuận sau thuế cho cổ đông công ty mẹ đạt 1,137 tỷ đồng, tăng gần 23% so với cùng kỳ năm ngoái.	
BVH	42,500	-0.70%	-1.39%	735,116	1,039,888		
VJC	102,200	-0.39%	-0.49%	930,109	838,954		
FPT	114,900	-1.12%	-0.95%	4,483,427	4,642,900		
MWG	49,100	1.24%	3.70%	21,245,361	22,909,706		
GVR	33,250	0.00%	-3.90%	10,830,123	10,540,811		
SSI	37,800	0.40%	0.00%	51,373,566	61,844,095		
HPG	30,550	0.99%	1.50%	63,568,936	73,153,493		

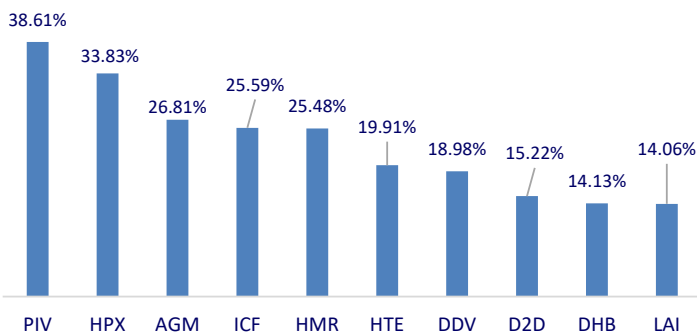
Top CP có tổng giá trị giao dịch cao nhất (tỷ đồng)



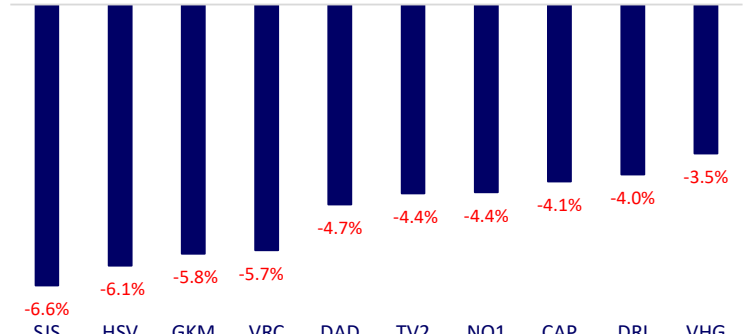
Dòng tiền NĐTNN 10 phiên gần nhất (tỷ đồng)



Top tăng 3 phiên có thanh khoản

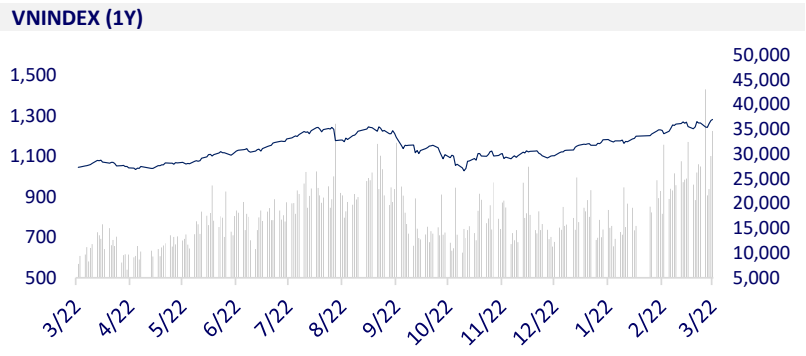
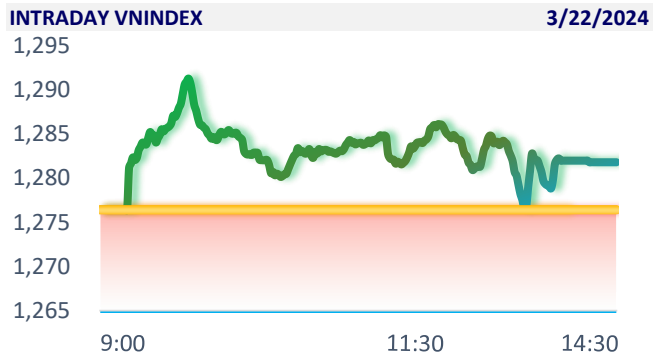


Top giảm 3 phiên có thanh khoản

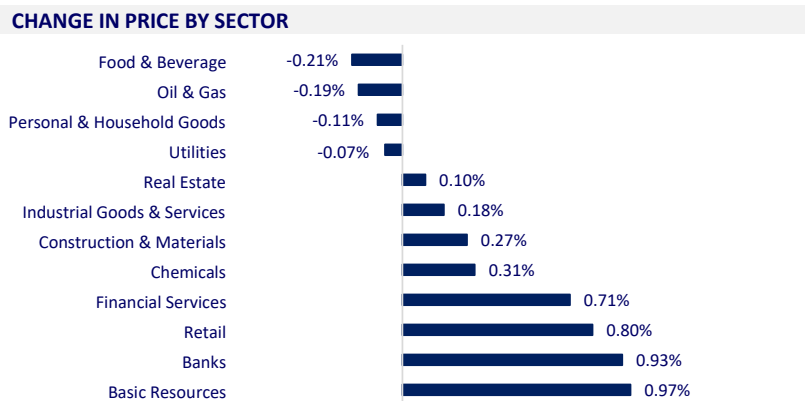


VIETNAM STOCK MARKET		1D	YTD
VN-INDEX	1,281.80	0.42%	13.26%
HNX	241.68	0.22%	5.08%
VN30	1,284.14	0.20%	13.48%
UPCOM	90.95	0.14%	3.85%
Net Foreign buy (B)	-471.84		
Total trading value (B)	37,939.18	12.28%	100.77%

The banking group led the market today. BID was the most notable stock as it once hit the ceiling, however BID closed up only 2.3%, some other notable stocks such as CTG +2.3%, VCB +1.3%, MBB +1.2%.



ETF & DERIVATIVES		1D	YTD
E1VFN30	22,140	1.19%	13.36%
FUEMAV30	15,240	0.26%	13.31%
FUESSV30	15,670	0.32%	13.06%
FUESSV50	18,010	0.28%	6.07%
FUESSVFL	21,030	0.48%	14.29%
FUEVFN30	30,260	0.03%	16.25%
FUEVN100	17,250	0.76%	12.97%
VN30F2403	1,284.50	0.16%	
VN30F2404	1,285.80	0.30%	
VN30F2406	1,286.50	0.34%	
VN30F2409	1,287.70	0.29%	



GLOBAL MARKET		1D	YTD
Nikkei 225	40,888.43	0.18%	22.19%
Shanghai Component	3,048.03	-0.95%	2.89%
Hang Seng	16,499.47	-2.16%	-1.72%
Kospi	2,748.56	-0.23%	2.95%
BSE Sensex	72,831.94	0.18%	1.31%
STI (Singapore)	3,217.97	-0.07%	-0.37%
SET (Thái Lan)	1,381.04	-0.47%	-3.65%
Brent oil (\$/barrel)	85.72	0.25%	8.73%
Gold (\$/ounce)	2,166.95	-0.81%	4.34%

Asian stocks mostly decreased, with Hong Kong and China markets being the most negative due to investor concerns about the slowing Chinese economy. China's fiscal revenue fell 2.3% year-on-year in the January-February period, Deputy Finance Minister Liao Min said Thursday.

VIETNAM ECONOMY		1D (bps)	YTD (bps)
Vnibor	0.13%	-3	-347
Deposit interest 12M	4.70%	0	-10
5 year-Gov. Bond	1.81%	-7	-7
10 year-Gov. Bond	2.45%	12	27
USD/VND	24,950	0.02%	1.80%
EUR/VND	27,624	-0.51%	0.91%
CNY/VND	3,497	-0.46%	0.60%

Interbank interest rates continued to fall sharply and the USD exchange rate reached a record high, despite the State Bank issuing nearly VND130,000 billion of T-bills to absorb liquidity.

EVENT CALENDAR

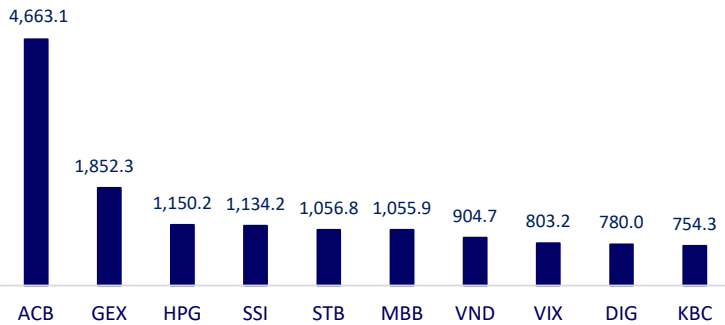
Ticker	Ex-right Date	Last register Date	Exercise Date	Type	Rate	Value
GMH	3/22/2024	3/25/2024	4/15/2024	Cash		1,000
CMF	3/22/2024	3/25/2024	5/10/2024	Cash		5,000
TMW	3/25/2024	3/26/2024	5/31/2024	Cash		1,000
NBE	3/25/2024	3/26/2024	8/9/2024	Cash		1,100
PGS	3/25/2024	3/26/2024	4/5/2024	Cash		1,500
VTC	3/26/2024	3/27/2024	4/24/2024	Cash		700

SELECTED NEWS

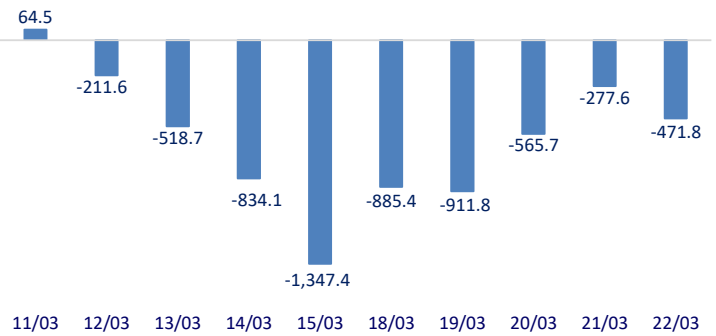
SJC gold price dropped sharply;
 Shrimp exports to China and the US increased sharply;
 The Ministry of Agriculture wants to auction nearly 5 million tons of carbon;
 EU proposes hitting Russia, Belarus grain imports with tariffs;
 China's economy: Manufacturing and consumption gradually rebounded;
 Japanese stocks opened the weekend session at a new record high.

	Close	1D	5D	Buying vol.	Selling vol.	Content
VCB	96,400	1.26%	2.55%	2,875,831	3,503,985	CTG: Savings interest rates at VietinBank have been reduced in some terms. Specifically, the 3-month deposit interest rate decreased from 2.2%/year to 2%/year. The 6-month savings interest rate decreased from 3.2%/year to 3%/year. The 12-month savings interest rate decreased from 4.8%/year to 4.7%/year.
BID	54,200	2.26%	3.83%	8,827,955	7,915,500	
CTG	35,700	2.29%	2.73%	28,854,018	33,943,991	
TCB	44,900	-0.44%	8.45%	19,004,075	20,309,681	
VPB	18,800	0.27%	0.80%	25,671,745	40,162,956	
MBB	25,050	1.21%	5.3%	74,885,163	80,172,549	
HDB	23,800	-0.42%	3.48%	10,250,667	10,889,114	
TPB	18,750	0.00%	-0.27%	29,533,125	41,808,258	
STB	31,650	0.48%	3.77%	72,394,766	62,200,762	
VIB	24,200	-0.41%	7.56%	14,970,596	15,750,083	
ACB	28,150	0.54%	2.93%	35,261,629	40,207,116	GAS: PV GAS forecasts that revenue and profit in 2024 will continue to decline.
SHB	11,550	0.87%	1.32%	57,475,693	69,325,762	
SSB	22,350	-0.89%	-1.11%	2,442,359	3,486,483	
GAS	80,500	-0.62%	0.44%	2,083,528	25,770,204	
POW	11,500	0.88%	0.93%	17,649,924	3,458,190	In 2023, VinFast's revenue in the US has reached VND159 billion.
PLX	38,000	-1.17%	4.95%	2,845,523	9,833,869	
VIC	46,600	0.22%	0.94%	9,190,726	19,316,786	
VHM	42,800	-0.23%	3.69%	16,482,972	18,767,189	
VRE	26,700	-0.93%	-1.45%	17,659,635	9,002,118	VNM: The ownership ratio of the 20 largest shareholders at Vinamilk decreased slightly.
VNM	67,800	-0.88%	0.00%	10,412,689	11,888,015	
MSN	78,500	0.64%	-1.21%	9,522,716	1,716,056	
SAB	57,300	0.17%	-2.67%	1,573,301	2,001,420	
BCM	65,700	0.00%	-1.39%	2,040,527	1,039,888	FPT: In the first two months of the year, FPT's revenue was VND8,966 billion, pre-tax profit was VND1,567 billion; increased by nearly 23% and 19.5% over the same period, respectively. Profit after tax for shareholders of the parent company reached VND1,137 billion, an increase of nearly 23% over the same period last year.
BVH	42,500	-0.70%	-1.39%	735,116	1,039,888	
VJC	102,200	-0.39%	-0.49%	930,109	838,954	
FPT	114,900	-1.12%	-0.95%	4,483,427	4,642,900	
MWG	49,100	1.24%	3.70%	21,245,361	22,909,706	
GVR	33,250	0.00%	-3.90%	10,830,123	10,540,811	
SSI	37,800	0.40%	0.00%	51,373,566	61,844,095	
HPG	30,550	0.99%	1.50%	63,568,936	73,153,493	

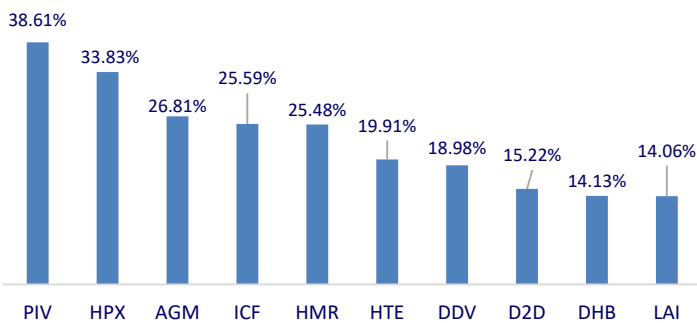
Top highest total traded value stocks (Billion VND)



Foreign net flow 10 nearest sessions (Billion VND)



Top increases in 3 sessions with liquidity



Top decreases in 3 sessions with liquidity

