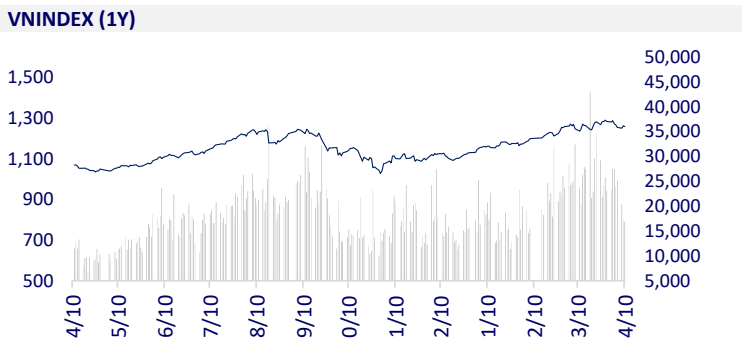
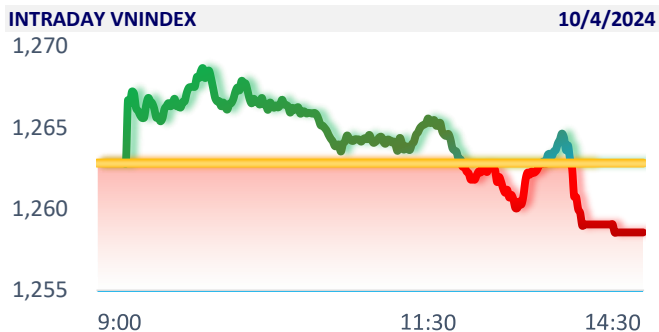
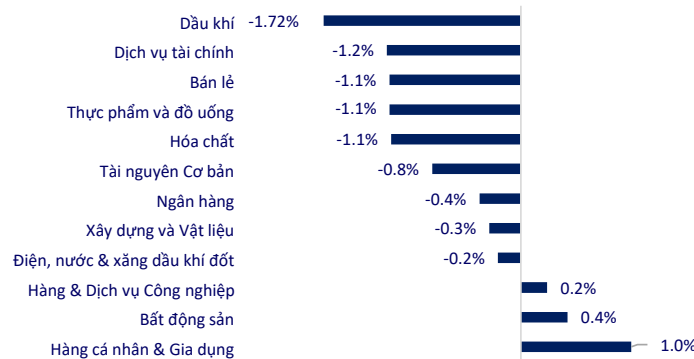


TTCK VIỆT NAM		1D	YTD
VN-INDEX	1,258.56	-0.34%	11.21%
HNX	238.79	-0.65%	3.83%
VN30	1,263.82	-0.24%	11.68%
UPCOM	90.65	0.09%	3.51%
GT mua ròng NĐTNN (tỷ)	-613.95		
Tổng GTGD (tỷ)	18,806.22	-2.68%	-0.48%

Sau phiên hồi phục vào ngày hôm qua, thị trường dần cho thấy sự suy yếu. Hầu như tất cả nhóm ngành đều giảm điểm, trong đó tiêu cực nhất là thực phẩm đồ uống, dầu khí, dịch vụ tài chính.



ETF & PHÁI SINH		1D	YTD
E1VFN30	21,840	-0.18%	11.83%
FUEMAV30	15,000	0.60%	11.52%
FUESSV30	15,540	-0.77%	12.12%
FUESSV50	18,900	0.27%	11.31%
FUESSVFL	20,650	-0.05%	12.23%
FUEVFNVD	30,320	0.07%	16.48%
FUEVN100	16,950	-0.18%	11.00%
VN30F2404	1,260.1	-0.28%	
VN30F2405	1,265.9	-0.09%	
VN30F2406	1,265.6	-0.19%	
VN30F2409	1,266.1	-0.15%	

THAY ĐỔI GIÁ TẠI CÁC NGÀNH


THỊ TRƯỜNG THẾ GIỚI		1D	YTD
Nikkei 225	39,581.81	-0.48%	18.28%
Shanghai	3,027.33	-0.70%	2.20%
Hang Seng	17,139.17	1.85%	2.09%
Kospi	2,705.16	0.00%	1.32%
BSE Sensex	75,038.15	0.47%	4.38%
STI (Singapore)	3,237.52	0.00%	0.23%
SET (Thái Lan)	1408.17	0.50%	-1.76%
Dầu Brent (\$/thùng)	89.95	0.57%	16.78%
Vàng (\$/ounce)	2,346.62	-0.04%	12.99%

Thị trường châu Á biến động trái chiều ở phiên giao dịch hôm nay. Đáng chú ý, chỉ số Shanghai giảm 0.7% sau khi tổ chức xếp hạng tín nhiệm Fitch đã hạ triển vọng tín dụng quốc gia của Trung Quốc xuống mức tiêu cực.

KINH TẾ VĨ MÔ		1D (bps)	YTD (bps)
Lãi suất liên NH	3.86%	18	26
Lãi suất tiết kiệm 12T	4.70%	0	-10
TPCP - 5 năm	2.31%	-2	42
TPCP - 10 năm	2.64%	0	46
USD/VND	25,150	0.12%	2.61%
EUR/VND	27,737	-0.62%	1.32%
CNY/VND	3,518	-0.03%	1.21%

Giá vàng SJC hôm nay (10/4) biến động mạnh, sau khi giảm gần 1 triệu đồng/lượng xuống 81,8-83,8 triệu đồng/lượng lại đảo chiều tăng trở lại vào buổi chiều.

LỊCH SỰ KIỆN

Mã	Ngày GDKHQ	Ngày ĐKCC	Ngày thực hiện	Loại	Tỉ lệ	Giá trị
PVT	4/11/2024	4/12/2024		Cổ phiếu	100:10	
REE	4/12/2024	4/15/2024	4/26/2024	Tiền mặt		1,000
TSB	4/12/2024	4/15/2024	4/29/2024	Tiền mặt		556
SBB	4/12/2024	4/15/2024	4/29/2024	Tiền mặt		500
QNS	4/16/2024	4/17/2024	4/26/2024	Tiền mặt		2,000
LSS	4/16/2024	4/17/2024		Cổ phiếu	1000:75	
HAS	4/17/2024	4/19/2024	4/25/2024	Tiền mặt		50
EPH	4/24/2024	4/25/2024	5/27/2024	Tiền mặt		1,300

TIN TỨC CHỌN LỌC

Đẩy nhanh tiến độ nâng cấp sân bay Cà Mau;

70.000 tấn LNG phục vụ sản xuất điện trong cao điểm nóng;

Đà Nẵng thu ngân sách nhà nước tăng hơn cùng kỳ năm trước;

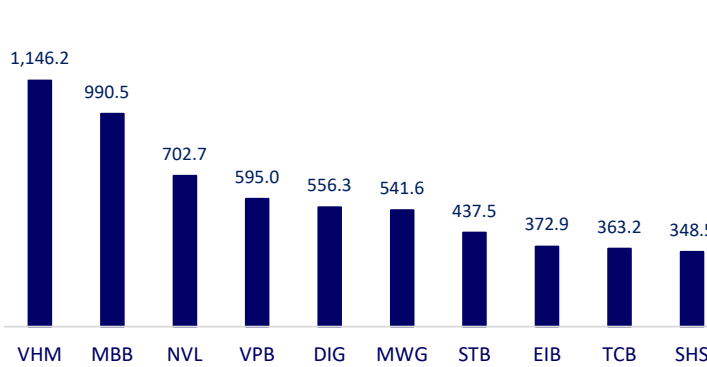
Doanh nghiệp nhỏ tại Mỹ lo ngại lạm phát leo thang;

Giá nguyên liệu thô toàn cầu tăng nhanh, nguy cơ lạm phát 'tăng nhiệt';

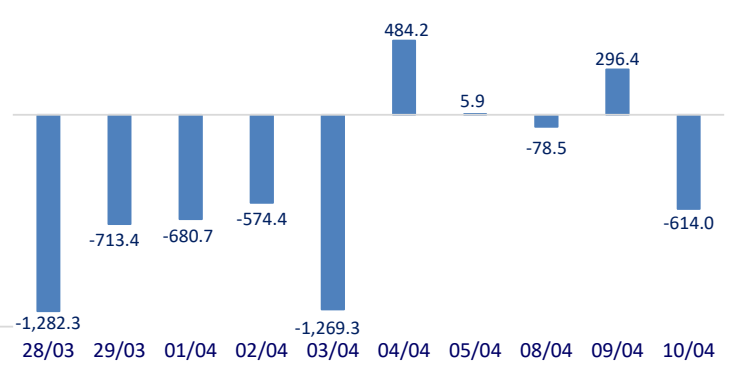
Mỹ chi 11,6 tỷ USD hỗ trợ đầu tư cho TSMC xây nhà máy chip tối tân tại Arizona.

	Đóng cửa	1D	5D	KL mua	KL bán	Nội dung
VCB	94,500	0.21%	0.75%	1,348,718	1,497,246	MBB: Phiên giao dịch 10/4 chứng kiến giao dịch sôi động của khối ngoại tại cổ phiếu MBB của MB, khi các nhà đầu tư nước ngoài đã mua ròng gần 16,9 triệu đơn vị, giá trị trên 412 tỷ đồng. Với giá trị trên, MBB là mã được khối ngoại mua ròng nhiều nhất thị trường trong phiên hôm nay. Đây cũng là phiên mua ròng mạnh nhất của khối ngoại tại cổ phiếu MBB trong nhiều năm trở lại đây.
BID	52,000	-1.33%	1.96%	1,884,528	3,378,319	
CTG	33,650	-1.75%	-1.17%	7,277,256	11,737,276	
TCB	45,650	-0.33%	-2.46%	12,443,197	17,180,146	
VPB	19,350	0.00%	0.00%	56,966,740	68,845,737	
MBB	23,800	-0.83%	-1.7%	39,801,409	45,876,005	
HDB	23,950	0.00%	2.35%	9,085,890	10,461,202	
TPB	18,350	-1.34%	-0.81%	9,723,523	17,808,947	
STB	29,100	-0.17%	-3.32%	24,146,179	32,070,290	
VIB	22,900	-0.65%	-2.76%	11,756,229	16,894,479	
ACB	27,100	-0.73%	-3.21%	10,244,895	18,255,567	
SHB	11,200	0.00%	-0.44%	25,104,111	33,014,135	
SSB	22,000	0.46%	0.00%	3,521,055	2,998,064	
GAS	79,200	-0.88%	-0.88%	1,056,152	20,290,249	GAS: PV GAS cung cấp 70.000 tấn khí thiên nhiên hóa lỏng (LNG) phục vụ sản xuất điện cho Nhà máy Nhiệt điện Phú Mỹ 3 trong cao điểm mùa khô.
POW	11,300	0.00%	-2.66%	11,347,971	1,935,895	
PLX	36,600	-1.48%	1.57%	1,511,336	9,279,507	
VIC	48,500	1.68%	2.55%	8,780,821	45,029,398	VIC: Vingroup chuẩn bị phát hành 8.000 tỷ trái phiếu để tái cơ cấu nợ.
VHM	44,200	2.31%	-4.90%	40,583,139	10,395,647	
VRE	24,250	0.21%	0.15%	8,982,357	5,461,464	
VNM	66,800	-0.30%	-1.23%	5,311,144	6,130,320	VNM: Vinamilk dự kiến có 2 dự án trọng điểm sắp hoạt động, đồng thời chia thêm cổ tức năm 2023.
MSN	72,500	-1.36%	-1.25%	5,225,973	1,144,260	
SAB	55,300	0.55%	-4.81%	1,258,245	2,187,393	
BCM	61,300	-0.81%	-1.77%	1,178,106	597,151	FPT: FPT trở thành đối tác cung ứng công nghệ cho tập đoàn Vingroup và xe điện VinFast.
BVH	41,550	0.00%	-1.77%	468,118	597,151	
VJC	102,000	-0.20%	-0.20%	1,358,930	1,190,809	
FPT	113,800	0.71%	-1.13%	6,188,485	3,295,734	
MWG	52,000	-1.52%	3.59%	15,291,249	20,948,380	
GVR	31,650	-2.01%	-7.59%	4,651,058	7,010,411	
SSI	36,950	-1.47%	-2.89%	14,569,335	24,457,077	
HPG	29,650	-0.84%	-1.00%	16,748,210	33,059,909	

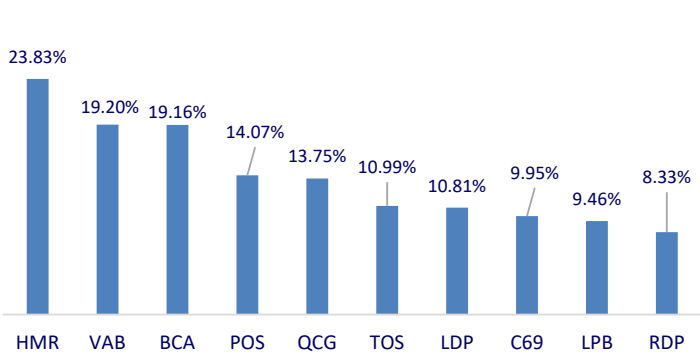
Top CP có tổng giá trị giao dịch cao nhất (tỷ đồng)



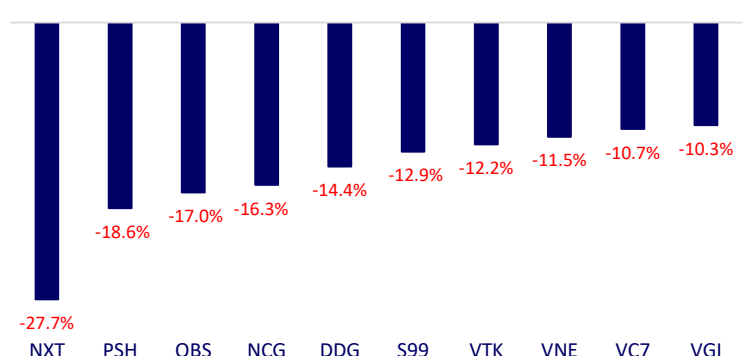
Dòng tiền NĐTNN 10 phiên gần nhất (tỷ đồng)



Top tăng 3 phiên có thanh khoản

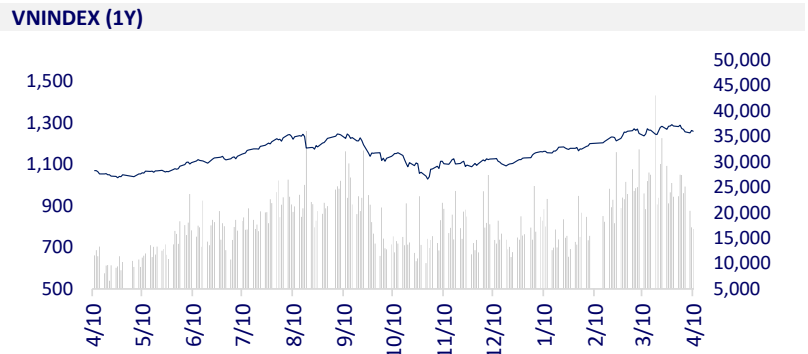
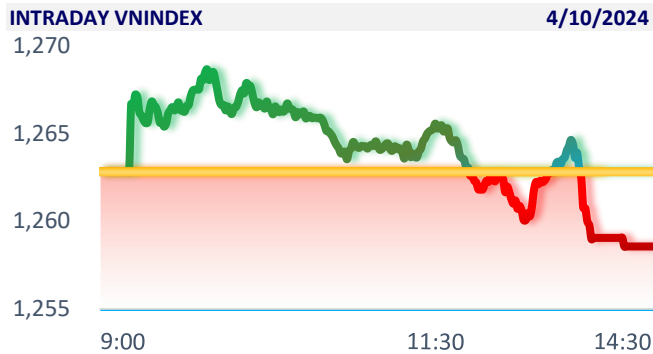


Top giảm 3 phiên có thanh khoản

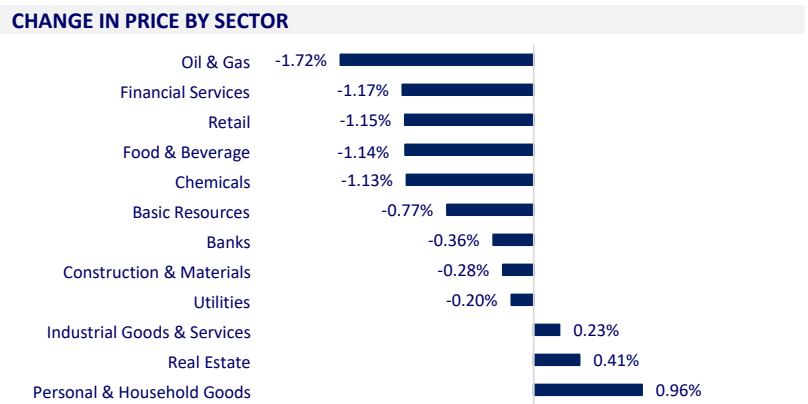


VIETNAM STOCK MARKET		1D	YTD
VN-INDEX	1,258.56	-0.34%	11.21%
HNX	238.79	-0.65%	3.83%
VN30	1,263.82	-0.24%	11.68%
UPCOM	90.65	0.09%	3.51%
Net Foreign buy (B)	-613.95		
Total trading value (B)	18,806.22	-2.68%	-0.48%

After yesterday's recovery session, the market gradually showed weakness. Almost all industry groups decreased, with the most negative being food and beverages, oil and gas, and financial services.



ETF & DERIVATIVES		1D	YTD
E1VFN30	21,840	-0.18%	11.83%
FUEMAV30	15,000	0.60%	11.52%
FUESSV30	15,540	-0.77%	12.12%
FUESSV50	18,900	0.27%	11.31%
FUESSVFL	20,650	-0.05%	12.23%
FUEVFVND	30,320	0.07%	16.48%
FUEVN100	16,950	-0.18%	11.00%
VN30F2404	1,260.10	-0.28%	
VN30F2405	1,265.90	-0.09%	
VN30F2406	1,265.60	-0.19%	
VN30F2409	1,266.10	-0.15%	



GLOBAL MARKET		1D	YTD
Nikkei 225	39,581.81	-0.48%	18.28%
Shanghai Component	3,027.33	-0.70%	2.20%
Hang Seng	17,139.17	1.85%	2.09%
Kospi	2,705.16	0.00%	1.32%
BSE Sensex	75,038.15	0.47%	4.38%
STI (Singapore)	3,237.52	0.00%	0.23%
SET (Thái Lan)	1,408.17	0.50%	-1.76%
Brent oil (\$/barrel)	89.95	0.57%	16.78%
Gold (\$/ounce)	2,346.62	-0.04%	12.99%

Asian markets fluctuated mixed in today's trading session. Notably, the Shanghai index decreased 0.7% after credit rating agency Fitch lowered China's national credit outlook to negative level.

VIETNAM ECONOMY		1D (bps)	YTD (bps)
Vnibor	3.86%	18	26
Deposit interest 12M	4.70%	0	-10
5 year-Gov. Bond	2.31%	-2	42
10 year-Gov. Bond	2.64%	0	46
USD/VND	25,150	0.12%	2.61%
EUR/VND	27,737	-0.62%	1.32%
CNY/VND	3,518	-0.03%	1.21%

SJC gold price today (April 10) fluctuated strongly, after falling nearly 1 million VND/tael to 81.8-83.8 million VND/tael, it reversed and increased again in the afternoon.

EVENT CALENDAR

Ticker	Ex-right Date	Last register Date	Exercise Date	Type	Rate	Value
PVT	4/11/2024	4/12/2024		Stock	100:10	
REE	4/12/2024	4/15/2024	4/26/2024	Cash		1,000
TSB	4/12/2024	4/15/2024	4/29/2024	Cash		556
SBB	4/12/2024	4/15/2024	4/29/2024	Cash		500
QNS	4/16/2024	4/17/2024	4/26/2024	Cash		2,000
LSS	4/16/2024	4/17/2024		Stock	1000:75	
HAS	4/17/2024	4/19/2024	4/25/2024	Cash		50
EPH	4/24/2024	4/25/2024	5/27/2024	Cash		1,300

SELECTED NEWS

Accelerate the progress of upgrading Ca Mau airport;

70,000 tons of LNG for electricity was produced during hot peaks;

Da Nang's state budget revenue increased more than the same period last year;

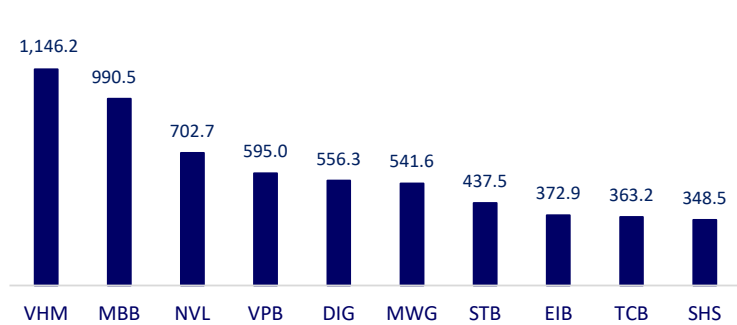
Small businesses in the US fear escalating inflation;

Global raw material prices are increasing rapidly, the risk of inflation 'heating up';

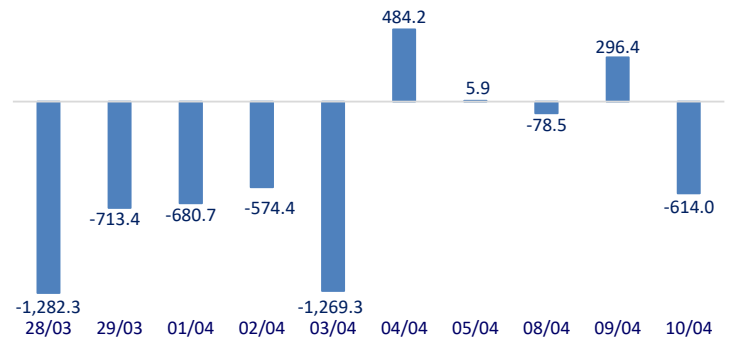
The US spent USD11.6 billion to support investment for TSMC to build a state-of-the-art chip factory in Arizona.

	Close	1D	5D	Buying vol.	Selling vol.	Content
VCB	94,500	0.21%	0.75%	1,348,718	1,497,246	MBB: The trading session of April 10 witnessed active transactions of foreign investors in MB's MBB shares, when foreign investors net bought nearly 16.9 million units, worth over 412 billion VND. With the above value, MBB is the code with the highest net purchase by foreign investors in the market today. This is also the strongest net buying session of foreign investors in MBB shares in recent years.
BID	52,000	-1.33%	1.96%	1,884,528	3,378,319	
CTG	33,650	-1.75%	-1.17%	7,277,256	11,737,276	
TCB	45,650	-0.33%	-2.46%	12,443,197	17,180,146	
VPB	19,350	0.00%	0.00%	56,966,740	68,845,737	
MBB	23,800	-0.83%	-1.7%	39,801,409	45,876,005	
HDB	23,950	0.00%	2.35%	9,085,890	10,461,202	
TPB	18,350	-1.34%	-0.81%	9,723,523	17,808,947	
STB	29,100	-0.17%	-3.32%	24,146,179	32,070,290	
VIB	22,900	-0.65%	-2.76%	11,756,229	16,894,479	
ACB	27,100	-0.73%	-3.21%	10,244,895	18,255,567	GAS: PV GAS provides 70,000 tons of liquefied natural gas (LNG) to serve electricity production for Phu My 3 Thermal Power Plant during the peak of the dry season.
SHB	11,200	0.00%	-0.44%	25,104,111	33,014,135	
SSB	22,000	0.46%	0.00%	3,521,055	2,998,064	
GAS	79,200	-0.88%	-0.88%	1,056,152	20,290,249	
POW	11,300	0.00%	-2.66%	11,347,971	1,935,895	
PLX	36,600	-1.48%	1.57%	1,511,336	9,279,507	
VIC	48,500	1.68%	2.55%	8,780,821	45,029,398	
VHM	44,200	2.31%	-4.90%	40,583,139	10,395,647	
VRE	24,250	0.21%	0.15%	8,982,357	5,461,464	
VNM	66,800	-0.30%	-1.23%	5,311,144	6,130,320	
MSN	72,500	-1.36%	-1.25%	5,225,973	1,144,260	VIC: Vingroup is preparing to issue 8,000 billion bonds to restructure debt.
SAB	55,300	0.55%	-4.81%	1,258,245	2,187,393	
BCM	61,300	-0.81%	-1.77%	1,178,106	597,151	
BVH	41,550	0.00%	-1.77%	468,118	597,151	
VJC	102,000	-0.20%	-0.20%	1,358,930	1,190,809	
FPT	113,800	0.71%	-1.13%	6,188,485	3,295,734	
MWG	52,000	-1.52%	3.59%	15,291,249	20,948,380	
GVR	31,650	-2.01%	-7.59%	4,651,058	7,010,411	
SSI	36,950	-1.47%	-2.89%	14,569,335	24,457,077	
HPG	29,650	-0.84%	-1.00%	16,748,210	33,059,909	
FPT	113,800	0.71%	-1.13%	6,188,485	3,295,734	
MWG	52,000	-1.52%	3.59%	15,291,249	20,948,380	
GVR	31,650	-2.01%	-7.59%	4,651,058	7,010,411	
SSI	36,950	-1.47%	-2.89%	14,569,335	24,457,077	
HPG	29,650	-0.84%	-1.00%	16,748,210	33,059,909	
FPT	113,800	0.71%	-1.13%	6,188,485	3,295,734	
MWG	52,000	-1.52%	3.59%	15,291,249	20,948,380	
GVR	31,650	-2.01%	-7.59%	4,651,058	7,010,411	
SSI	36,950	-1.47%	-2.89%	14,569,335	24,457,077	
HPG	29,650	-0.84%	-1.00%	16,748,210	33,059,909	FPT: FPT becomes a technology supply partner for Vingroup and VinFast electric vehicles.

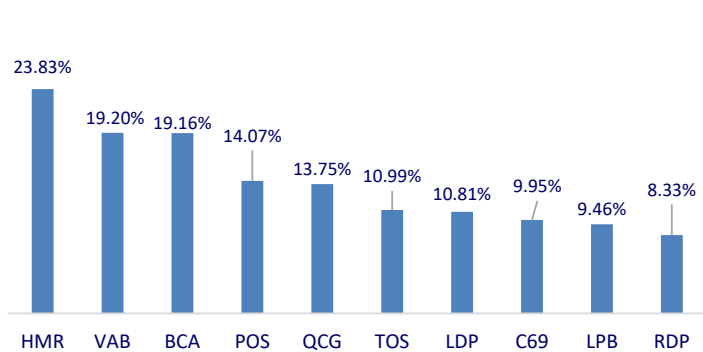
Top highest total traded value stocks (Billion VND)



Foreign net flow 10 nearest sessions (Billion VND)



Top increases in 3 sessions with liquidity



Top decreases in 3 sessions with liquidity

