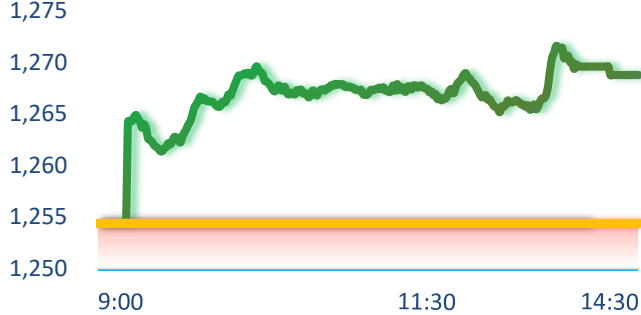


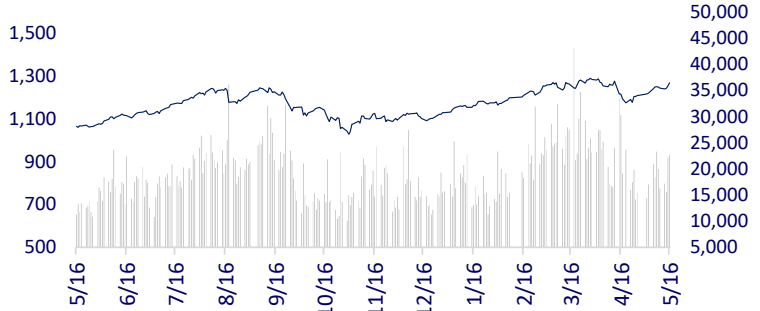
TTCK VIỆT NAM		1D	YTD
VN-INDEX	1,268.78	1.15%	12.11%
HNX	240.02	0.52%	4.36%
VN30	1,308.27	1.42%	15.61%
UPCOM	92.70	0.65%	5.85%
GT mua ròng NĐTNN (tỷ)	2.25		
Tổng GTGD (tỷ)	25,784.40	2.78%	36.45%

Thị trường có phiên đảo hạm phải sinh bùng nổ với nhiều cổ phiếu tăng điểm kèm thanh khoản lớn. Ngân hàng, dầu khí và tài nguyên cơ bản là những nhóm tích cực nhất trong ngày hôm nay.

INTRADAY VNINDEX 16/5/2024

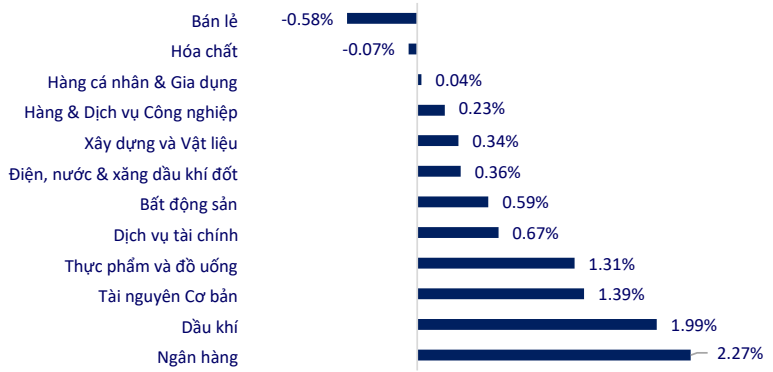


VNINDEX (1Y)



ETF & PHÁI SINH		1D	YTD
E1VFN30	22,570	1.67%	15.57%
FUEMAV30	15,510	1.44%	15.32%
FUESSV30	16,090	1.58%	16.09%
FUESSV50	19,350	0.99%	13.96%
FUESSVFL	20,720	1.97%	12.61%
FUEVFNVD	32,050	1.84%	23.13%
FUEVN100	17,420	1.46%	14.08%
VN30F2405	1,309.8	1.84%	
VN30F2406	1,308.5	1.67%	
VN30F2409	1,309.2	1.65%	
VN30F2412	1,310.6	1.68%	

THAY ĐỔI GIÁ TẠI CÁC NGÀNH



THỊ TRƯỜNG THẾ GIỚI		1D	YTD
Nikkei 225	38,920.26	1.39%	16.30%
Shanghai	3,122.40	0.08%	5.41%
Hang Seng	19,376.53	1.59%	15.42%
Kospi	2,753.00	0.83%	3.12%
BSE Sensex	73,663.72	0.94%	2.46%
STI (Singapore)	3,304.99	0.46%	2.32%
SET (Thái Lan)	1377.72	0.53%	-3.88%
Dầu Brent (\$/thùng)	82.50	-0.49%	7.11%
Vàng (\$/ounce)	2,384.68	-0.58%	14.83%

Hầu hết toàn bộ thị trường Châu Á đều tăng điểm khi lạm phát Mỹ tháng 4 cho tín hiệu hạ nhiệt. Thị trường Nhật Bản tăng mạnh chủ yếu nhờ lực kéo của nhóm cổ phiếu công nghệ.

KINH TẾ VĨ MÔ		1D (bps)	YTD (bps)
Lãi suất liên NH	4.22%	-6	62
Lãi suất tiết kiệm 12T	4.60%	0	-20
TPCP - 5 năm	2.37%	-4	48
TPCP - 10 năm	2.68%	-5	50
USD/VND	25,452	-0.12%	3.84%
EUR/VND	28,495	-0.11%	4.09%
CNY/VND	3,595	0.06%	3.42%

Nối tiếp đà tăng từ hôm qua, giá vàng miếng SJC tiếp tục tăng lên trên mốc 90 triệu đồng/lượng và vàng trang sức 24K cũng tăng vượt mốc 77 triệu đồng/lượng ở chiều bán ra.

LỊCH SỰ KIỆN

Mã	Ngày GDKHQ	Ngày ĐKCC	Ngày thực hiện	Loại	Tỉ lệ	Giá trị
S4A	5/16/2024	5/17/2024	5/30/2024	Tiền mặt		500
BMP	5/17/2024	5/20/2024	6/10/2024	Tiền mặt		6,100
CAV	5/17/2024	5/20/2024	6/5/2024	Tiền mặt		4,000
ADP	5/17/2024	5/20/2024	6/6/2024	Tiền mặt		950
BWE	5/17/2024	5/20/2024		Cổ phiếu	100:14	
BAF	5/17/2024	5/20/2024		Cổ phiếu	100:17	

TIN TỨC CHỌN LỌC

Quảng Bình: Bàn giao hơn 95% mặt bằng cho dự án cao tốc Bắc - Nam;

Lượng vàng SJC trúng thầu tăng vọt trong phiên 16/5;

Diễn biến tích cực của tỉ giá USD/VND;

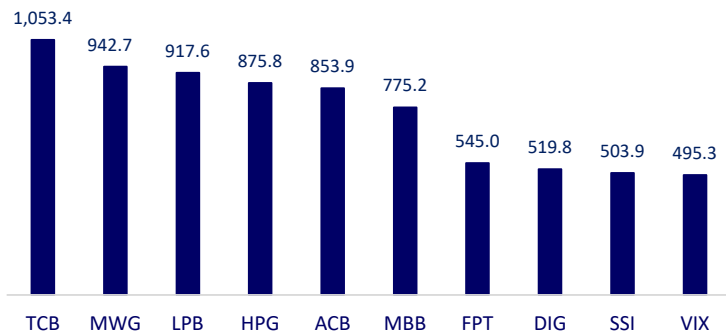
Lạm phát của Mỹ hạ nhiệt trong tháng 4;

IEA hạ dự báo tăng trưởng nhu cầu dầu năm 2024;

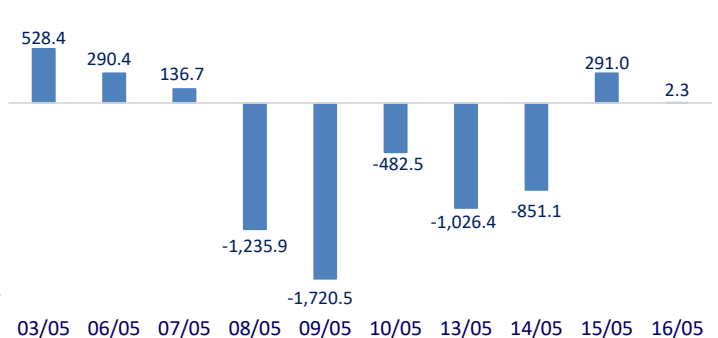
Cổ phiếu bất động sản Trung Quốc tăng hơn 10% nhờ đề xuất mua nhà từ Chính phủ.

	Đóng cửa	1D	5D	KL mua	KL bán	Nội dung
VCB	92,600	1.76%	0.11%	3,098,820	2,978,961	Ngân hàng Nhà nước (NHNN) dự kiến sẽ gia hạn Thông tư 02 thêm 6 tháng nữa, tức là sẽ kéo dài đến hết ngày 31/12/2024 thay vì kết thúc vào ngày 30/6.
BID	49,600	2.06%	0.20%	4,483,981	4,504,860	
CTG	33,200	2.63%	0.91%	32,047,825	28,193,558	
TCB	49,900	3.74%	2.99%	34,134,502	33,716,379	
VPB	19,400	1.84%	3.47%	38,766,574	38,806,011	
MBB	23,400	2.18%	3.3%	76,152,794	61,256,565	
HDB	24,200	2.98%	2.11%	14,037,370	12,832,487	
TPB	18,350	2.23%	1.10%	16,498,686	19,752,800	
STB	28,400	2.16%	2.16%	30,651,619	29,513,493	
VIB	22,300	2.06%	3.24%	15,258,661	15,761,389	
ACB	28,250	1.99%	2.36%	44,210,756	45,365,168	POW: PV Power đã công bố kết quả kinh doanh ước tính trong tháng 4/2024 với tổng doanh thu ước đạt 3.278 tỷ đồng, tăng 25% so với cùng kỳ năm trước và đạt 138% kế hoạch tháng.
SHB	11,850	2.16%	0.85%	92,876,025	95,327,245	
SSB	22,100	1.61%	0.68%	3,193,049	3,028,409	
GAS	75,900	0.53%	0.45%	1,861,755	21,811,591	
POW	11,150	1.36%	-1.26%	22,788,455	3,719,652	
PLX	38,200	0.00%	2.97%	4,209,234	6,340,167	
VIC	46,750	0.86%	-1.71%	3,865,457	14,756,809	
VHM	40,250	0.00%	-0.88%	14,924,390	12,436,561	
VRE	22,650	1.34%	0.90%	13,169,054	7,127,911	
VNM	67,200	0.30%	1.40%	4,407,881	9,166,592	
MSN	72,400	0.28%	-0.17%	6,073,787	2,176,087	SAB: Sabeco vẫn duy trì cổ tức 35% dù lợi nhuận giảm.
SAB	57,500	-0.17%	0.17%	1,799,615	1,283,719	
BCM	58,100	-0.85%	-0.37%	746,923	593,108	
BVH	40,800	0.62%	-0.37%	494,327	593,108	HPG: Cổ phiếu Hòa Phát (HPG) tăng lên mức cao nhất 2 năm giúp vốn hóa tập đoàn đạt 184.000 tỷ đồng, vượt Vingroup để trở thành tập đoàn tư nhân lớn nhất sàn chứng khoán Việt Nam.
VJC	117,500	0.17%	-0.34%	1,373,033	1,921,697	
FPT	135,400	0.97%	3.91%	4,873,317	5,734,516	
MWG	59,900	-1.48%	1.70%	18,055,623	23,842,720	
GVR	32,550	-0.61%	2.52%	7,303,558	10,104,445	
SSI	36,100	0.42%	2.56%	23,022,460	32,377,117	
HPG	31,600	1.28%	3.78%	47,218,241	62,330,034	

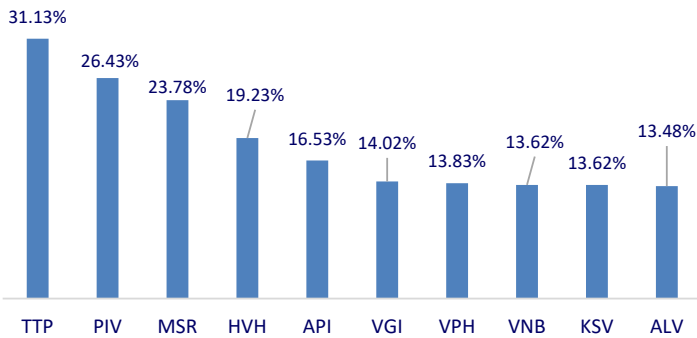
Top CP có tổng giá trị giao dịch cao nhất (tỷ đồng)



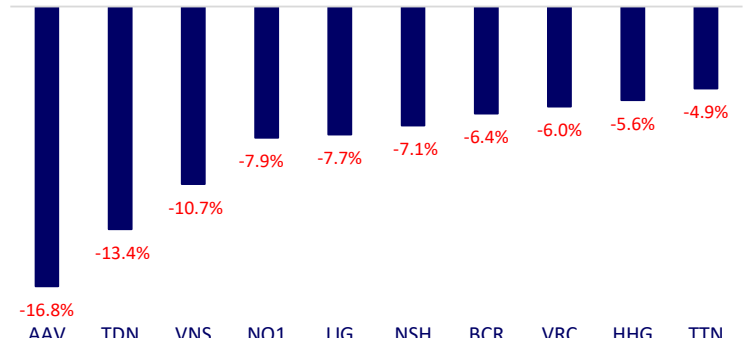
Dòng tiền NĐTNN 10 phiên gần nhất (tỷ đồng)



Top tăng 3 phiên có thanh khoản

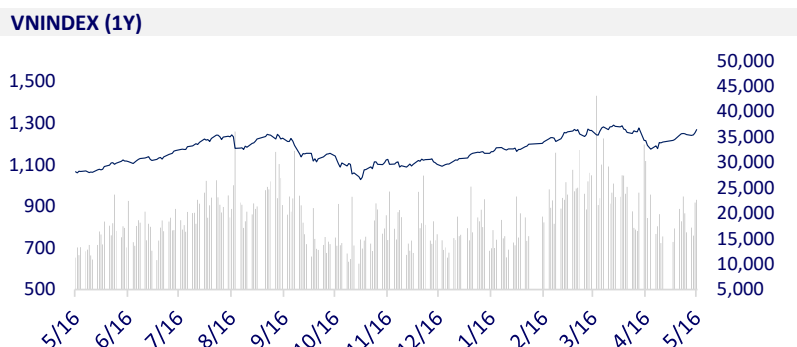
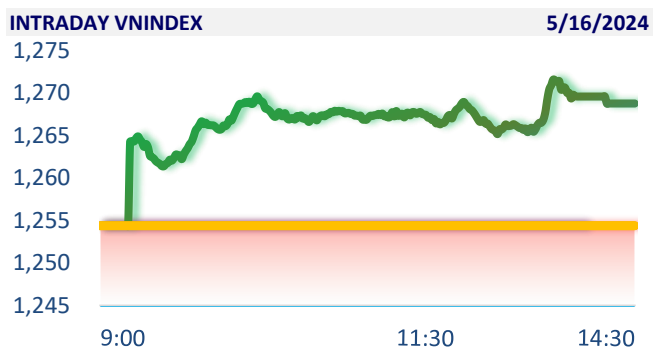


Top giảm 3 phiên có thanh khoản

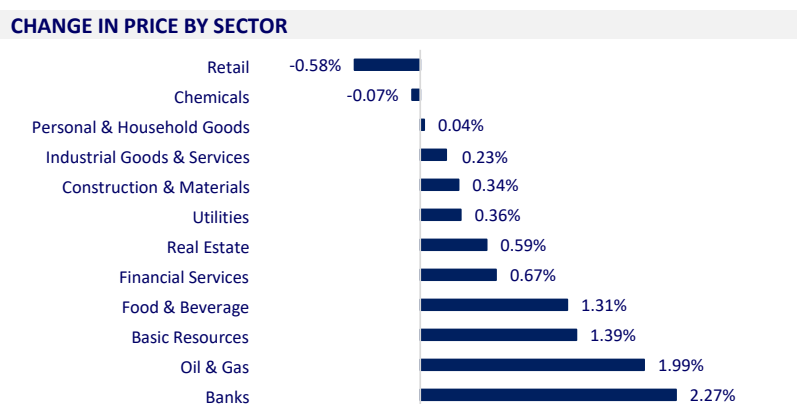


VIETNAM STOCK MARKET		1D	YTD
VN-INDEX	1,268.78	1.15%	12.11%
HNX	240.02	0.52%	4.36%
VN30	1,308.27	1.42%	15.61%
UPCOM	92.70	0.65%	5.85%
Net Foreign buy (B)	2.25		
Total trading value (B)	25,784.40	2.78%	36.45%

The market had an explosive derivatives maturity session with many stocks increasing with great liquidity. Banks, oil and gas and basic resources were the most active groups today.



ETF & DERIVATIVES		1D	YTD
E1VFN30	22,570	1.67%	15.57%
FUEMAV30	15,510	1.44%	15.32%
FUESSV30	16,090	1.58%	16.09%
FUESSV50	19,350	0.99%	13.96%
FUESSVFL	20,720	1.97%	12.61%
FUEVFN30	32,050	1.84%	23.13%
FUEVN100	17,420	1.46%	14.08%
VN30F2405	1,309.80	1.84%	
VN30F2406	1,308.50	1.67%	
VN30F2409	1,309.20	1.65%	
VN30F2412	1,310.60	1.68%	



GLOBAL MARKET		1D	YTD
Nikkei 225	38,920.26	1.39%	16.30%
Shanghai Component	3,122.40	0.08%	5.41%
Hang Seng	19,376.53	1.59%	15.42%
Kospi	2,753.00	0.83%	3.12%
BSE Sensex	73,663.72	0.94%	2.46%
STI (Singapore)	3,304.99	0.46%	2.32%
SET (Thái Lan)	1,377.72	0.53%	-3.88%
Brent oil (\$/barrel)	82.50	-0.49%	7.11%
Gold (\$/ounce)	2,384.68	-0.58%	14.83%

Almost all Asian markets increased when US inflation in April showed signs of cooling down. The Japanese market increased strongly mainly thanks to the traction of technology stocks.

VIETNAM ECONOMY		1D (bps)	YTD (bps)
Vnibor	4.22%	-6	62
Deposit interest 12M	4.60%	0	-20
5 year-Gov. Bond	2.37%	-4	48
10 year-Gov. Bond	2.68%	-5	50
USD/VND	25,452	-0.12%	3.84%
EUR/VND	28,495	-0.11%	4.09%
CNY/VND	3,595	0.06%	3.42%

Continuing the upward momentum from yesterday, the price of SJC gold bars continued to increase above the mark of 90 million VND/tael and 24K jewelry gold also increased above the mark of 77 million VND/tael on the selling side.

EVENT CALENDAR

Ticker	Ex-right Date	Last register Date	Exercise Date	Type	Rate	Value
S4A	5/16/2024	5/17/2024	5/30/2024	Cash		500
BMP	5/17/2024	5/20/2024	6/10/2024	Cash		6,100
CAV	5/17/2024	5/20/2024	6/5/2024	Cash		4,000
ADP	5/17/2024	5/20/2024	6/6/2024	Cash		950
BWE	5/17/2024	5/20/2024		Stock	100:14	
BAF	5/17/2024	5/20/2024		Stock	100:17	

SELECTED NEWS

Quang Binh: Handed over more than 95% of the site for the North-South expressway project;

The amount of SJC gold winning bid skyrocketed in the May 16 session;

Positive developments of the USD/VND exchange rate;

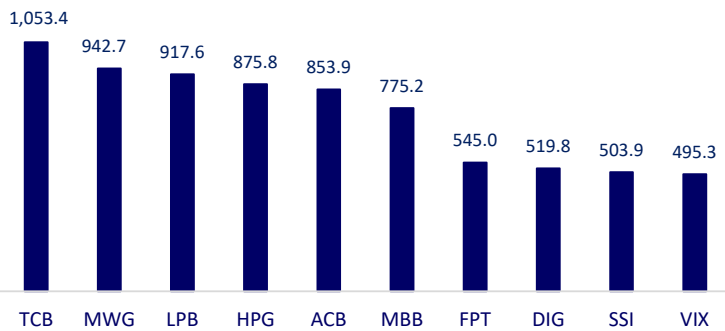
US inflation cooled in April;

IEA lowers oil demand growth forecast for 2024;

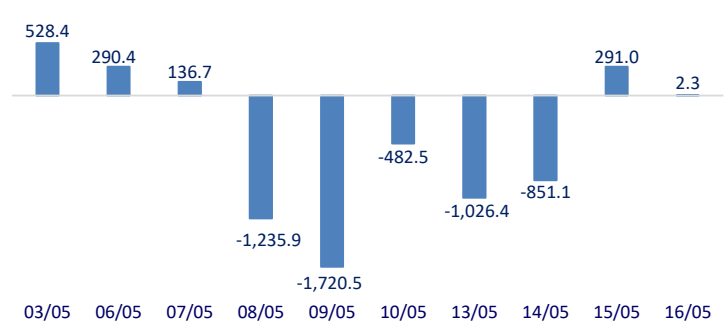
Chinese real estate stocks increased more than 10% thanks to the housing purchase proposal from the Government.

	Close	1D	5D	Buying vol.	Selling vol.	Content	
VCB	92,600	1.76%	0.11%	3,098,820	2,978,961	The State Bank (SBV) is expected to extend Circular 02 for another 6 months, meaning it will last until December 31, 2024 instead of ending on June 30.	
BID	49,600	2.06%	0.20%	4,483,981	4,504,860		
CTG	33,200	2.63%	0.91%	32,047,825	28,193,558		
TCB	49,900	3.74%	2.99%	34,134,502	33,716,379		
VPB	19,400	1.84%	3.47%	38,766,574	38,806,011		
MBB	23,400	2.18%	3.3%	76,152,794	61,256,565		
HDB	24,200	2.98%	2.11%	14,037,370	12,832,487		
TPB	18,350	2.23%	1.10%	16,498,686	19,752,800		
STB	28,400	2.16%	2.16%	30,651,619	29,513,493		
VIB	22,300	2.06%	3.24%	15,258,661	15,761,389		
ACB	28,250	1.99%	2.36%	44,210,756	45,365,168	POW: PV Power has announced estimated business results in April 2024 with total revenue estimated at VND3,278 billion, up 25% over the same period last year and reaching 138% of the monthly plan.	
SHB	11,850	2.16%	0.85%	92,876,025	95,327,245		
SSB	22,100	1.61%	0.68%	3,193,049	3,028,409		
GAS	75,900	0.53%	0.45%	1,861,755	21,811,591		
POW	11,150	1.36%	-1.26%	22,788,455	3,719,652		
PLX	38,200	0.00%	2.97%	4,209,234	6,340,167		
VIC	46,750	0.86%	-1.71%	3,865,457	14,756,809		VIC: VinFast announced that there were 27,649 registration applications to buy VF 3 cars after only 66 hours of opening for early deposits, reaching an unprecedented record in the auto market.
VHM	40,250	0.00%	-0.88%	14,924,390	12,436,561		
VRE	22,650	1.34%	0.90%	13,169,054	7,127,911		SAB: Sabeco still maintains 35% dividend despite falling profits.
VNM	67,200	0.30%	1.40%	4,407,881	9,166,592		
MSN	72,400	0.28%	-0.17%	6,073,787	2,176,087	HPG: Hoa Phat (HPG) shares increased to a 2-year high, helping the group's capitalization reach VND184,000 billion, surpassing Vingroup to become the largest private corporation on the Vietnam stock exchange.	
SAB	57,500	-0.17%	0.17%	1,799,615	1,283,719		
BCM	58,100	-0.85%	-0.37%	746,923	593,108		
BVH	40,800	0.62%	-0.37%	494,327	593,108		
VJC	117,500	0.17%	-0.34%	1,373,033	1,921,697		
FPT	135,400	0.97%	3.91%	4,873,317	5,734,516		
MWG	59,900	-1.48%	1.70%	18,055,623	23,842,720		
GVR	32,550	-0.61%	2.52%	7,303,558	10,104,445		
SSI	36,100	0.42%	2.56%	23,022,460	32,377,117		
HPG	31,600	1.28%	3.78%	47,218,241	62,330,034		

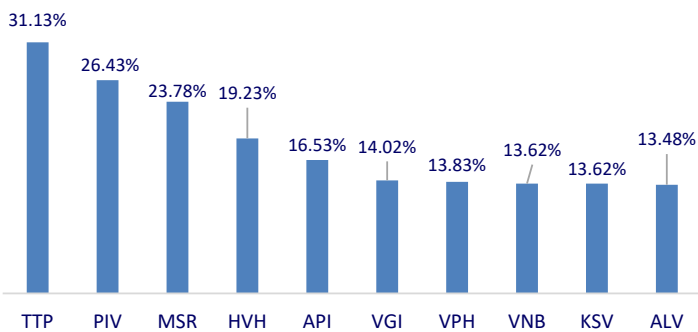
Top highest total traded value stocks (Billion VND)



Foreign net flow 10 nearest sessions (Billion VND)



Top increases in 3 sessions with liquidity



Top decreases in 3 sessions with liquidity

