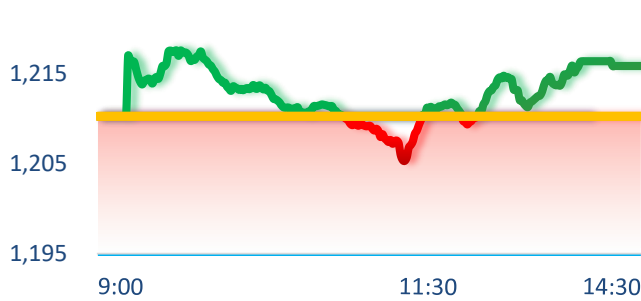
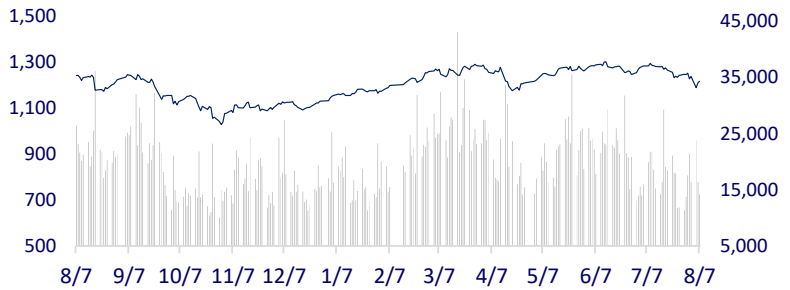
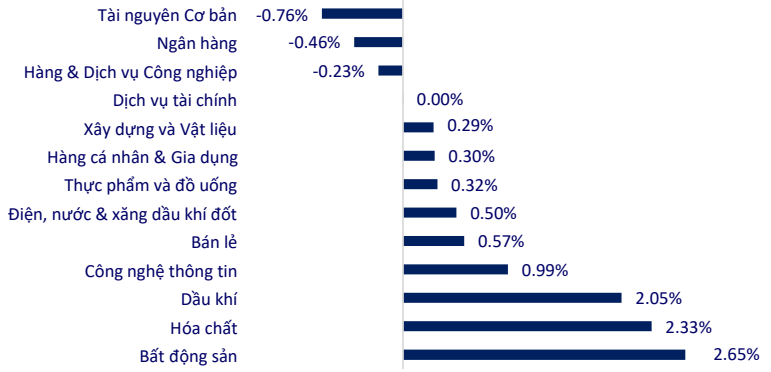


TTCK VIỆT NAM		1D	YTD
VN-INDEX	1,215.88	0.46%	7.44%
HNX	227.95	0.66%	-0.89%
VN30	1,253.58	0.06%	10.78%
UPCOM	92.03	-0.21%	5.08%
GT mua ròng NĐTNN (tỷ)	-1,387.16		
Tổng GTGD (tỷ)	15,650.49	-13.45%	-17.18%

VNIndex có phiên thứ 2 liên tiếp hồi phục sau đà bán tháo hồi đầu tuần. Nhóm cổ phiếu Vingroup dẫn dắt thị trường hôm nay, theo sau lần lượt là nhóm hóa chất, dầu khí. Trái lại, ngân hàng và tài nguyên cơ bản khá ảm đạm.

**INTRADAY VNINDEX 7/8/2024**

**VNINDEX (1Y)**


ETF & PHÁI SINH		1D	YTD
E1VFN30	21,980	-0.09%	12.54%
FUEMAV30	15,050	-0.07%	11.90%
FUESSV30	15,570	-0.70%	12.34%
FUESSV50	18,700	0.27%	10.13%
FUESSVFL	19,830	-0.85%	7.77%
FUEVFN30	31,540	-0.10%	21.17%
FUEVN100	16,890	-0.59%	10.61%

**THAY ĐỔI GIÁ TẠI CÁC NGÀNH**


VN30F2408	1,250.0	0.03%
VN30F2409	1,253.0	0.09%
VN30F2412	1,253.0	0.08%
VN30F2503	1,252.9	0.12%

THỊ TRƯỜNG THẾ GIỚI		1D	YTD
Nikkei 225	35,089.62	1.19%	4.86%
Shanghai	2,869.83	0.09%	-3.12%
Hang Seng	16,877.86	1.38%	0.53%
Kospi	2,568.41	1.83%	-3.80%
BSE Sensex	79,428.56	1.02%	10.48%
STI (Singapore)	3,249.71	1.29%	0.61%
SET (Thái Lan)	1289.07	1.18%	-10.07%
Dầu Brent (\$/thùng)	77.25	1.44%	0.29%
Vàng (\$/ounce)	2,393.85	-1.38%	15.27%

Thị trường Châu Á tiếp tục đà hồi phục hôm nay sau phát ngôn của phó thống đốc BOJ rằng sẽ không tăng lãi suất khi thị trường tài chính bất ổn.

KINH TẾ VĨ MÔ		1D (bps)	YTD (bps)
Lãi suất liên NH	4.70%	-18	110
Lãi suất tiết kiệm 12T	4.60%	0	-20
TPCP - 5 năm	2.38%	-2	49
TPCP - 10 năm	2.68%	-4	50
USD/VND	25,331	0.10%	3.35%
EUR/VND	28,221	0.11%	3.09%
CNY/VND	3,571	-0.39%	2.73%

Trưa nay 7/8, giá vàng miếng SJC giữ nguyên mốc 79 triệu đồng/lượng sau khi đồng loạt giảm sâu vào phiên trưa hôm qua. Ngược lại, giá vàng nữ trang 24K và 18K tiếp tục duy trì đà giảm tại các thương hiệu vàng.

**LỊCH SỰ KIỆN**

Mã	Ngày GDKHQ	Ngày ĐKCC	Ngày thực hiện	Loại	Tỉ lệ	Giá trị
AGG	8/7/2024	8/8/2024		Cổ phiếu	100:25	
VFG	8/8/2024	8/9/2024	8/22/2024	Tiền mặt		1,000
DHG	8/8/2024	8/9/2024	8/21/2024	Tiền mặt		3,500
SAL	8/8/2024	8/9/2024	8/20/2024	Tiền mặt		420
HTV	8/9/2024	8/12/2024	8/30/2024	Tiền mặt		300
KSV	8/14/2024	8/15/2024	9/5/2024	Tiền mặt		500
PMB	8/14/2024	8/15/2024	9/10/2024	Tiền mặt		800
SC5	8/15/2024	8/16/2024	8/29/2024	Tiền mặt		300

## TIN TỨC CHỌN LỌC

Chủ tịch Hà Nội kiểm tra, chỉ đạo chạy tàu Nhổn - ga Hà Nội từ ngày 8/8;

Số lượng tài khoản chứng khoán tại Việt Nam bất ngờ tăng đột biến;

NHNN muốn giảm lãi suất cho vay mạnh hơn để khuyến khích vay mua nhà ở xã hội;

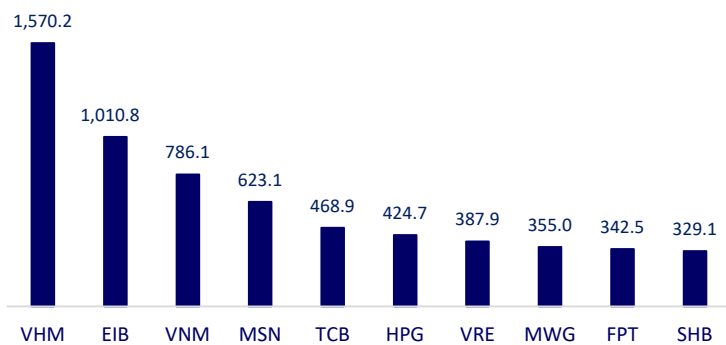
Xuất khẩu của Trung Quốc bất ngờ chậm lại trong tháng 7;

Phó Thống đốc BOJ: Sẽ không tăng lãi suất khi thị trường tài chính bất ổn;

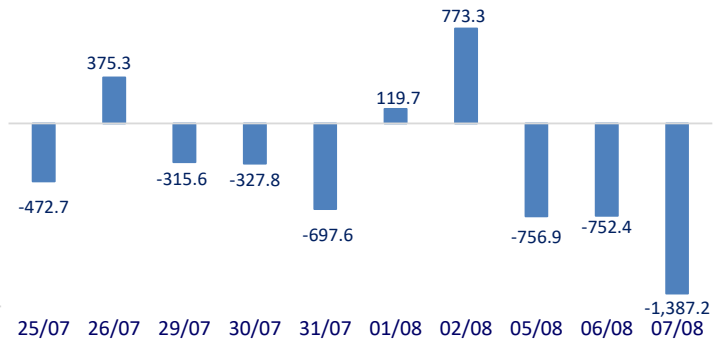
EIA: Nhu cầu dầu toàn cầu sẽ giảm khi tăng trưởng của Trung Quốc chậm lại.

	Đóng cửa	1D	5D	KL mua	KL bán	Nội dung
VCB	87,700	0.46%	-1.68%	1,782,089	1,110,649	VPB: Mới đây, VPBank đã mua lại trước hạn 3 lô trái phiếu VPBL2125017, VPBL2125018 và VPBL2125019 với tổng giá trị phát hành là 3.000 tỷ đồng. Được biết, cả 3 lô trái phiếu nói trên đều được phát hành vào tháng 7/2024, kỳ hạn 4 năm. Lãi suất phát hành là 4%/năm.
BID	46,400	-0.75%	-2.52%	4,016,597	3,343,144	
CTG	30,200	-1.15%	-5.63%	7,514,484	7,354,938	
TCB	21,800	-2.24%	-6.24%	30,035,287	33,608,578	
VPB	18,000	-1.91%	-5.26%	20,156,666	25,528,558	
MBB	23,350	-0.21%	-4.30%	20,907,246	19,348,533	
HDB	24,850	0.00%	-5.51%	9,774,521	12,414,461	
TPB	17,050	-1.73%	-6.06%	22,185,814	22,939,834	
STB	28,400	0.00%	-2.07%	15,289,919	12,844,937	
VIB	20,650	-0.72%	-2.59%	4,291,871	3,313,804	
ACB	23,400	-0.43%	-4.68%	8,772,696	8,655,307	
SHB	10,500	0.00%	-5.83%	21,817,173	25,804,680	
SSB	21,600	-1.82%	-0.92%	3,236,456	4,524,020	
GAS	79,400	2.72%	2.23%	4,127,223	3,329,808	GAS: nợ xấu của PV Gas tăng vọt, từ 1.266,8 tỷ đồng lên 6.474 tỷ đồng tại ngày 30/6/2024, tương ứng tăng 4,1 lần, trong đó phần lớn là khoản nợ của PV Power với 3.674 tỷ đồng.
POW	13,750	0.00%	4.14%	13,682,127	15,726,538	
PLX	47,800	1.70%	0.12%	4,082,111	3,970,653	
VIC	42,350	2.54%	1.36%	8,680,332	11,487,602	Bộ 3 cổ phiếu 'họ Vingroup' tăng mạnh sau khi Vinhomes công bố chi khoảng 13.000 tỷ mua lại cổ phiếu quỹ.
VHM	37,200	6.90%	-3.23%	54,370,819	38,233,845	
VRE	18,000	5.88%	3.07%	39,629,842	29,146,986	
VNM	73,800	1.51%	-1.48%	21,288,469	18,034,273	SAB: Sabeco ra mắt sản phẩm bia mới 333 Pilsner, được tạo ra từ chính những nghệ nhân nấu bia Việt Nam.
MSN	73,000	-0.27%	-4.51%	6,950,608	6,590,983	
SAB	52,900	-0.75%	-1.37%	1,507,872	1,353,997	
BCM	72,000	1.41%	-2.98%	1,717,102	2,291,977	MWG: Nhóm quỹ Dragon Capital đã bán ròng 1.960.000 cổ phiếu MWG trong phiên ngày 30/7, qua đó, giảm số lượng cổ phiếu nắm giữ từ 118.099.068 cổ phiếu, chiếm 8,0784% xuống còn 116.139.068 cổ phiếu, chiếm 7,9443%.
BVH	42,300	-0.12%	-6.23%	752,296	693,085	
VJC	99,300	-1.19%	-5.13%	1,160,996	1,458,322	
FPT	122,000	0.99%	-2.35%	6,145,142	5,199,321	
MWG	62,300	0.00%	-1.36%	8,853,577	10,597,480	
GVR	32,550	3.83%	-3.77%	8,391,499	8,037,198	
SSI	30,600	0.00%	-4.23%	15,123,052	13,402,921	
HPG	26,050	-0.95%	0.00%	26,075,512	24,624,949	

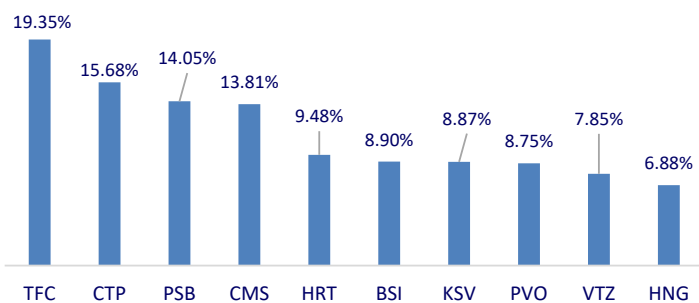
Top CP có tổng giá trị giao dịch cao nhất (tỷ đồng)



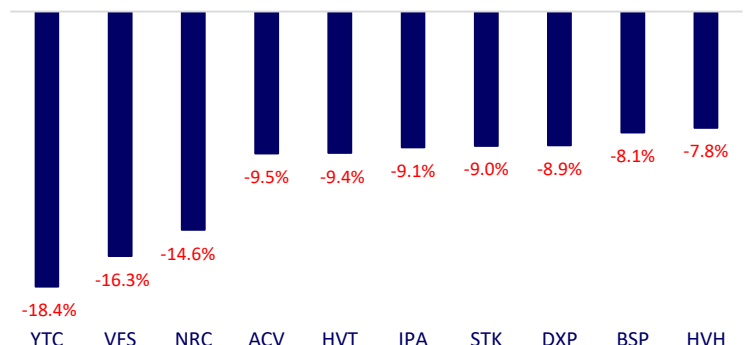
Dòng tiền NĐTNN 10 phiên gần nhất (tỷ đồng)



Top tăng 3 phiên có thanh khoản

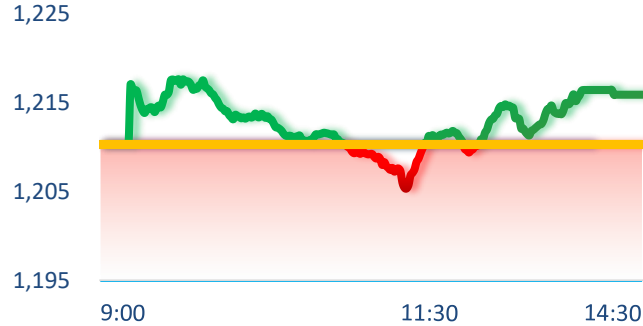
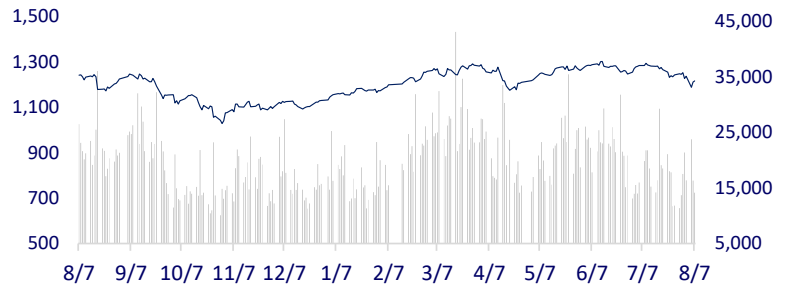


Top giảm 3 phiên có thanh khoản

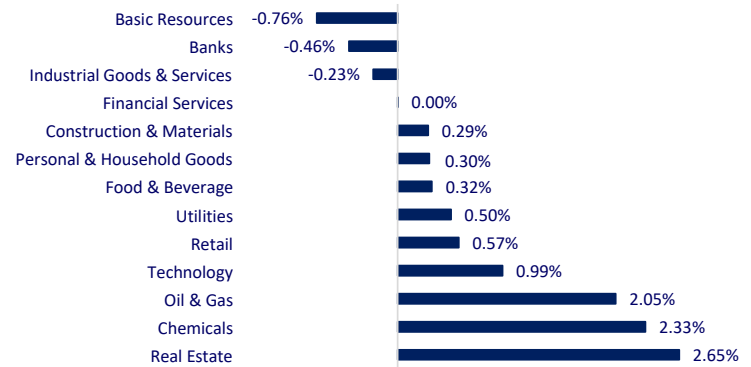


VIETNAM STOCK MARKET		1D	YTD
VN-INDEX	1,215.88	0.46%	7.44%
HNX	227.95	0.66%	-0.89%
VN30	1,253.58	0.06%	10.78%
UPCOM	92.03	-0.21%	5.08%
Net Foreign buy (B)	-1,387.16		
Total trading value (B)	15,650.49	-13.45%	-17.18%

VNIndex had its second consecutive session of recovery after the sell-off earlier this week. Vingroup stocks led the market today, followed by chemicals and oil & gas group. In contrast, banking and basic resources were quite gloomy.

**INTRADAY VNINDEX 8/7/2024**

**VNINDEX (1Y)**


ETF & DERIVATIVES		1D	YTD
E1VFN30	21,980	-0.09%	12.54%
FUEMAV30	15,050	-0.07%	11.90%
FUESSV30	15,570	-0.70%	12.34%
FUESSV50	18,700	0.27%	10.13%
FUESSVFL	19,830	-0.85%	7.77%
FUEVFNVD	31,540	-0.10%	21.17%
FUEVN100	16,890	-0.59%	10.61%
VN30F2408	1,250.00	0.03%	
VN30F2409	1,253.00	0.09%	
VN30F2412	1,253.00	0.08%	
VN30F2503	1,252.90	0.12%	

**CHANGE IN PRICE BY SECTOR**


GLOBAL MARKET		1D	YTD
Nikkei 225	35,089.62	1.19%	4.86%
Shanghai Component	2,869.83	0.09%	-3.12%
Hang Seng	16,877.86	1.38%	0.53%
Kospi	2,568.41	1.83%	-3.80%
BSE Sensex	79,428.56	1.02%	10.48%
STI (Singapore)	3,249.71	1.29%	0.61%
SET (Thái Lan)	1,289.07	1.18%	-10.07%
Brent oil (\$/barrel)	77.25	1.44%	0.29%
Gold (\$/ounce)	2,393.85	-1.38%	15.27%

Asian markets continued to recover today after the BOJ deputy governor said that there would be no interest rate hikes amid financial market turmoil.

VIETNAM ECONOMY		1D (bps)	YTD (bps)
Vnibor	4.70%	-18	110
Deposit interest 12M	4.60%	0	-20
5 year-Gov. Bond	2.38%	-2	49
10 year-Gov. Bond	2.68%	-4	50
USD/VND	25,331	0.10%	3.35%
EUR/VND	28,221	0.11%	3.09%
CNY/VND	3,571	-0.39%	2.73%

At noon August 7, the price of SJC gold bars remained at 79 million VND/tael after falling sharply at noon yesterday. On the contrary, the price of 24K and 18K jewelry gold continued to decline.

**EVENT CALENDAR**

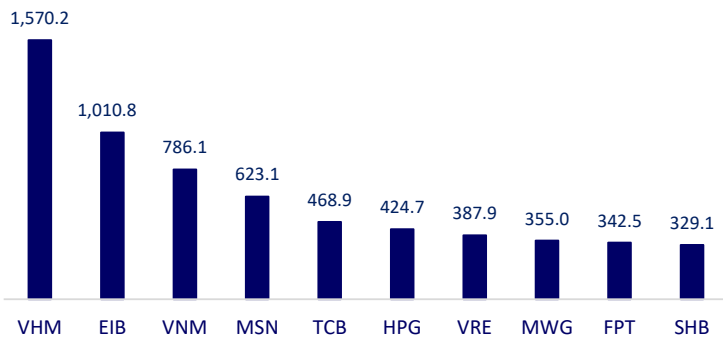
Ticker	Ex-right Date	Last register Date	Exercise Date	Type	Rate	Value
AGG	8/7/2024	8/8/2024		Stock	100:25	
VFG	8/8/2024	8/9/2024	8/22/2024	Cash		1,000
DHG	8/8/2024	8/9/2024	8/21/2024	Cash		3,500
SAL	8/8/2024	8/9/2024	8/20/2024	Cash		420
HTV	8/9/2024	8/12/2024	8/30/2024	Cash		300
KSV	8/14/2024	8/15/2024	9/5/2024	Cash		500
PMB	8/14/2024	8/15/2024	9/10/2024	Cash		800
SC5	8/15/2024	8/16/2024	8/29/2024	Cash		300

## SELECTED NEWS

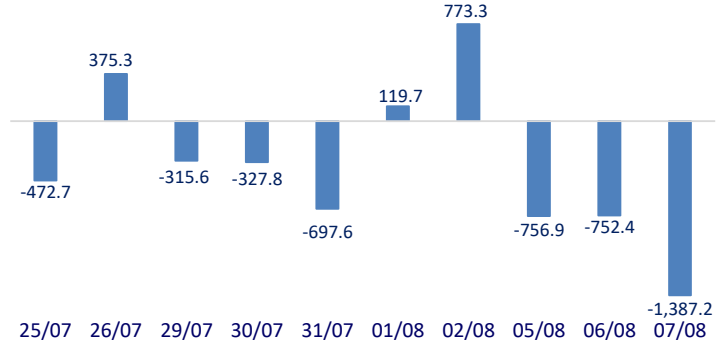
Hanoi Chairman inspects and directs Nhon - Hanoi Railway Station train operation from August 8;  
 Number of securities accounts in Vietnam suddenly increases dramatically;  
 SBV wants to reduce lending interest rates more strongly to encourage loans to buy social housing;  
 China's exports unexpectedly slow down in July;  
 BOJ Deputy Governor: Will not raise interest rates when financial markets are unstable;  
 EIA: Global oil demand will decrease as China's growth slows.

	Close	1D	5D	Buying vol.	Selling vol.	Content
VCB	87,700	0.46%	-1.68%	1,782,089	1,110,649	VPB: Recently, VPBank has repurchased 3 lots of bonds VPBL2125017, VPBL2125018 and VPBL2125019 ahead of schedule with a total issuance value of VND3,000 billion. It is known that all 3 lots of bonds mentioned above will be issued in July 2024, with a term of 4 years. The issuance interest rate is 4%/year.
BID	46,400	-0.75%	-2.52%	4,016,597	3,343,144	
CTG	30,200	-1.15%	-5.63%	7,514,484	7,354,938	
TCB	21,800	-2.24%	-6.24%	30,035,287	33,608,578	
VPB	18,000	-1.91%	-5.26%	20,156,666	25,528,558	
MBB	23,350	-0.21%	-4.3%	20,907,246	19,348,533	
HDB	24,850	0.00%	-5.51%	9,774,521	12,414,461	
TPB	17,050	-1.73%	-6.06%	22,185,814	22,939,834	
STB	28,400	0.00%	-2.07%	15,289,919	12,844,937	
VIB	20,650	-0.72%	-2.59%	4,291,871	3,313,804	
ACB	23,400	-0.43%	-4.68%	8,772,696	8,655,307	GAS: PV Gas's bad debt skyrocketed, from VND1,266.8 billion to VND6,474 billion as of June 30, 2024, an increase of 4.1 times, of which the majority was PV Power's debt of VND3,674 billion.
SHB	10,500	0.00%	-5.83%	21,817,173	25,804,680	
SSB	21,600	-1.82%	-0.92%	3,236,456	4,524,020	
GAS	79,400	2.72%	2.23%	4,127,223	3,329,808	The 3 stocks of the 'Vingroup family' increased sharply after Vinhomes announced spending about VND13,000 billion to buy back treasury shares.
POW	13,750	0.00%	4.14%	13,682,127	15,726,538	
PLX	47,800	1.70%	0.12%	4,082,111	3,970,653	
VIC	42,350	2.54%	1.36%	8,680,332	11,487,602	SAB: Sabeco launches new beer product 333 Pilsner, created by Vietnamese brewers.
VHM	37,200	6.90%	-3.23%	54,370,819	38,233,845	
VRE	18,000	5.88%	3.07%	39,629,842	29,146,986	
VNM	73,800	1.51%	-1.48%	21,288,469	18,034,273	MWG: Dragon Capital fund group net sold 1,960,000 MWG shares in the session on July 30, thereby reducing the number of shares held from 118,099,068 shares, accounting for 8.0784% to 116,139,068 shares, accounting for 7.9443%.
MSN	73,000	-0.27%	-4.51%	6,950,608	6,590,983	
SAB	52,900	-0.75%	-1.37%	1,507,872	1,353,997	
BCM	72,000	1.41%	-2.98%	1,717,102	2,291,977	
BVH	42,300	-0.12%	-6.23%	752,296	693,085	
VJC	99,300	-1.19%	-5.13%	1,160,996	1,458,322	
FPT	122,000	0.99%	-2.35%	6,145,142	5,199,321	
MWG	62,300	0.00%	-1.36%	8,853,577	10,597,480	
GVR	32,550	3.83%	-3.77%	8,391,499	8,037,198	
SSI	30,600	0.00%	-4.23%	15,123,052	13,402,921	
HPG	26,050	-0.95%	0.00%	26,075,512	24,624,949	

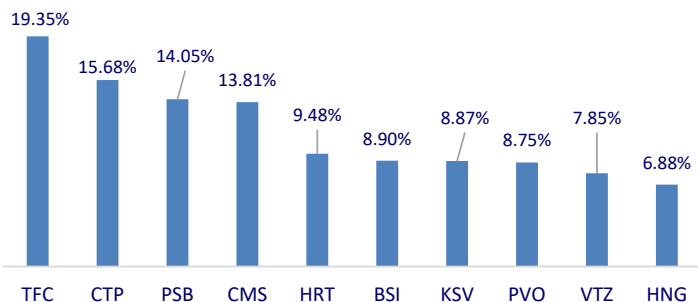
Top highest total traded value stocks (Billion VND)



Foreign net flow 10 nearest sessions (Billion VND)



Top increases in 3 sessions with liquidity



Top decreases in 3 sessions with liquidity

