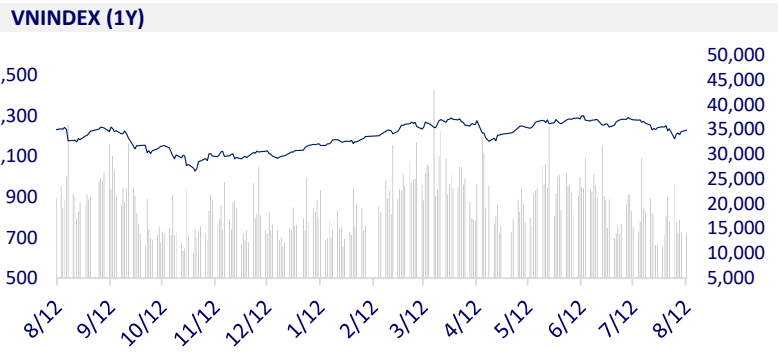
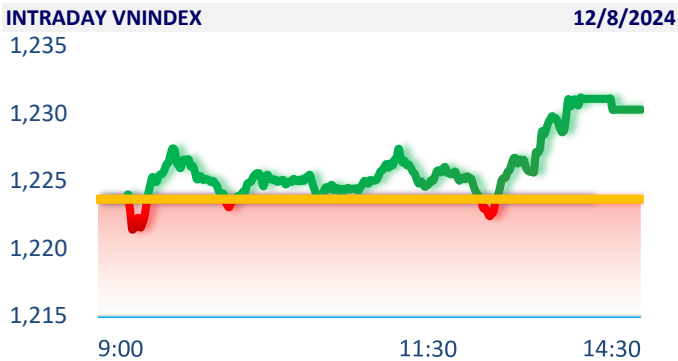
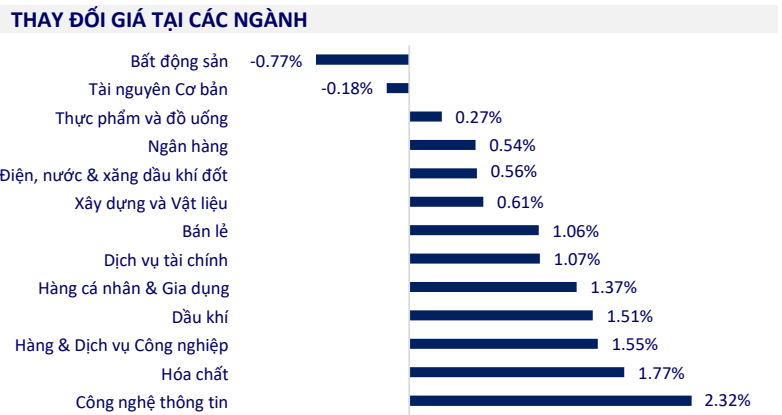


TTCK VIỆT NAM		1D	YTD
VN-INDEX	1,230.28	0.54%	8.71%
HNX	230.77	0.61%	0.34%
VN30	1,271.44	0.52%	12.35%
UPCOM	93.00	0.22%	6.19%
GT mua ròng NĐTNN (tỷ)	56.90		
Tổng GTGD (tỷ)	15,580.56	-2.72%	-17.55%

Thị trường tiếp tục có phiên phục hồi với thanh khoản thấp. Nhóm hàng không, công nghệ và hóa chất tích cực nhất trong ngày hôm nay, trong khi bất động sản và tài nguyên cơ bản vẫn khá ảm đạm.



ETF & PHÁI SINH		1D	YTD
E1VFN30	22,250	0.23%	13.93%
FUEMAV30	15,300	0.66%	13.75%
FUESSV30	15,750	0.19%	13.64%
FUESSV50	18,980	-2.57%	11.78%
FUESSVFL	19,960	0.45%	8.48%
FUEVFN30	32,100	1.26%	23.32%
FUEVN100	17,200	-1.43%	12.64%
VN30F2408	1,270.0	0.40%	
VN30F2409	1,270.9	0.38%	
VN30F2412	1,271.1	0.32%	
VN30F2503	1,273.0	0.27%	



THỊ TRƯỜNG THẾ GIỚI		1D	YTD
Nikkei 225	35,025.00	0.00%	4.66%
Shanghai	2,858.20	-0.14%	-3.51%
Hang Seng	17,111.65	0.13%	1.92%
Kospi	2,618.30	1.15%	-1.93%
BSE Sensex	79,674.83	-0.01%	10.82%
STI (Singapore)	3,235.59	-0.80%	0.17%
SET (Thái Lan)	1297.07	0.00%	-9.51%
Dầu Brent (\$/thùng)	80.36	0.90%	4.33%
Vàng (\$/ounce)	18.55	-99.25%	-99.11%

Thị trường châu Á chủ yếu tăng nhẹ và hồi phục sau tuần giao dịch đầy biến động trước đó. Đà tăng ấn tượng nhất được ghi nhận ở chỉ số Kospi của Hàn Quốc. Chỉ số này tiến hơn 1% nhờ kết quả tích cực từ các công ty sản xuất chip bán dẫn.

KINH TẾ VĨ MÔ		1D (bps)	YTD (bps)
Lãi suất liên NH	4.40%	0	80
Lãi suất tiết kiệm 12T	4.60%	0	-20
TPCP - 5 năm	2.37%	3	49
TPCP - 10 năm	2.68%	3	51
USD/VND	25,301	0.10%	3.23%
EUR/VND	28,214	0.16%	3.06%
CNY/VND	3,571	0.03%	2.73%

Phiên trưa đầu tuần 12/8, các doanh nghiệp kinh doanh vàng tiếp tục báo giá vàng miếng SJC chững lại trong khi vàng nữ trang 24K quay đầu giảm nhẹ không quá 50.000 đồng/lượng so với phiên trưa cuối tuần qua.

LỊCH SỰ KIỆN

Mã	Ngày GDKHQ	Ngày ĐKCC	Ngày thực hiện	Loại	Tỉ lệ	Giá trị
ADS	8/14/2024	8/15/2024	8/28/2024	Tiền mặt		1,000
KSV	8/14/2024	8/15/2024	9/5/2024	Tiền mặt		500
PMB	8/14/2024	8/15/2024	9/10/2024	Tiền mặt		800
SC5	8/15/2024	8/16/2024	8/29/2024	Tiền mặt		300
BHN	8/15/2024	8/16/2024	10/15/2024	Tiền mặt		1,500
PGD	8/20/2024	8/21/2024	10/7/2024	Tiền mặt		1,500
ILB	8/29/2024	8/30/2024	9/16/2024	Tiền mặt		2,107
SGN	8/29/2024	8/30/2024	9/30/2024	Tiền mặt		2,500

TIN TỨC CHỌN LỌC

Kim ngạch xuất khẩu dệt may lần đầu trong năm vượt mốc 4 tỷ USD;

Năm 2025 sẽ có thêm 1.200 km đường cao tốc;

Việt Nam đón 10 triệu lượt khách quốc tế nhờ chính sách nhập cảnh thông thoáng;

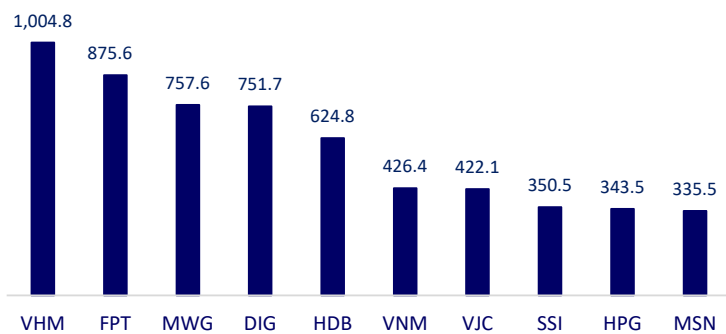
Lạm phát Mỹ tăng nhẹ sẽ không làm chệch hướng lãi suất của Fed;

Các nhà máy lọc dầu ở Mỹ thu hẹp công suất làm đẩy lên lo ngại về tình trạng dư thừa dầu thô toàn cầu;

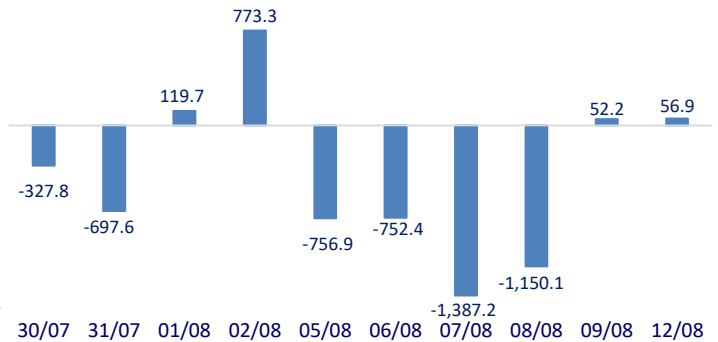
Nhà đầu tư nước ngoài rút vốn kỷ lục khỏi Trung Quốc.

	Đóng cửa	1D	5D	KL mua	KL bán	Nội dung
VCB	87,800	0.11%	1.04%	1,941,469	1,758,037	SSB: SeABank sẽ phát hành 329 triệu cổ phiếu để trả cổ tức cho cổ đông, tương ứng tỷ lệ phát hành là 13,18%. Ngoài ra, ngân hàng cũng phát hành thêm 10,3 triệu cổ phiếu để tăng vốn từ nguồn vốn chủ sở hữu, tương ứng tỷ lệ 0,4127%. Theo đó, tổng tỷ lệ phát hành của hai phương án trên là 13,6%. Sau khi hoàn tất, vốn điều lệ của SeABank sẽ tăng thêm 3.393 tỷ đồng lên 28.350 tỷ đồng.
BID	46,800	0.21%	1.52%	2,669,698	3,195,634	
CTG	31,700	0.63%	5.14%	5,594,343	6,256,159	
TCB	21,250	0.71%	-4.71%	21,159,007	20,469,524	
VPB	18,150	0.83%	0.00%	22,489,168	19,854,130	
MBB	23,700	1.07%	3.27%	30,111,608	16,988,279	
HDB	25,550	0.20%	4.29%	14,709,808	13,542,063	
TPB	17,250	0.88%	2.68%	10,558,749	9,701,726	
STB	29,200	1.21%	7.35%	15,327,720	15,671,870	
VIB	20,800	-0.48%	2.72%	6,451,842	5,146,913	
ACB	23,800	0.85%	2.59%	8,902,804	7,108,859	POW: PV Power (POW) và 4 nhà thầu khác đấu thầu thực hiện siêu dự án nhiệt điện 2,3 tỷ USD tại Thanh Hóa.
SHB	10,500	0.00%	1.94%	19,717,131	21,757,579	
SSB	21,750	0.23%	-0.68%	3,821,318	3,403,295	
GAS	82,500	1.10%	7.84%	4,498,756	4,563,278	
POW	13,600	-1.81%	2.26%	13,839,326	15,979,041	
PLX	48,850	1.77%	7.36%	6,831,790	9,726,158	
VIC	40,600	-1.46%	-1.69%	4,002,463	3,384,298	
VHM	36,500	-1.88%	5.80%	13,186,760	16,326,148	
VRE	17,400	-0.57%	3.57%	11,681,997	10,691,603	
VNM	73,000	-0.41%	5.19%	10,705,013	11,879,170	
MSN	75,200	0.00%	6.67%	8,677,863	9,068,895	VNM: Vinamilk sẽ vận hành giai đoạn 1 của Tổ hợp Vinabeef Tam Đảo với công suất 10.000 tấn thịt bò/năm từ quý IV/2024.
SAB	54,000	0.75%	3.85%	1,314,427	1,059,389	
BCM	71,200	-0.42%	5.48%	1,006,983	1,707,258	
BVH	43,300	0.00%	3.34%	764,844	703,167	
VJC	101,100	0.20%	1.20%	1,099,773	1,053,455	
FPT	130,000	2.44%	9.61%	14,137,171	10,730,234	
MWG	66,600	1.52%	8.12%	16,319,961	20,072,219	
GVR	33,200	2.15%	10.30%	5,813,941	6,741,665	
SSI	32,000	2.24%	8.11%	21,665,177	21,824,516	
HPG	25,850	-0.77%	-0.39%	23,663,487	21,382,522	

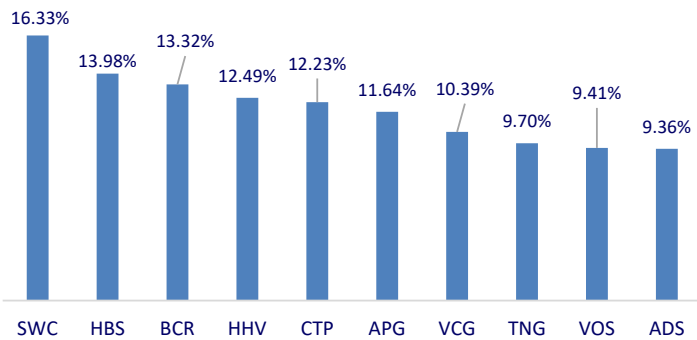
Top CP có tổng giá trị giao dịch cao nhất (tỷ đồng)



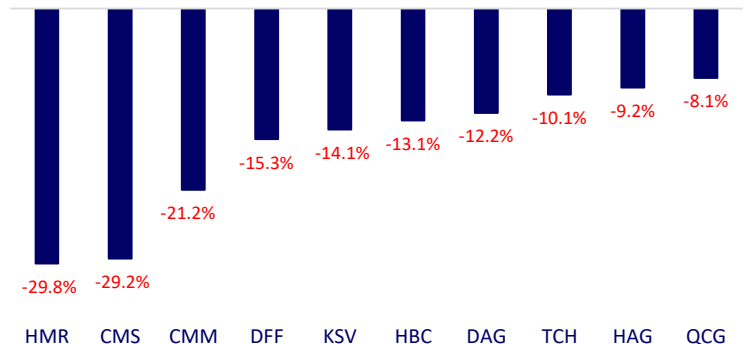
Dòng tiền NĐTNN 10 phiên gần nhất (tỷ đồng)



Top tăng 3 phiên có thanh khoản

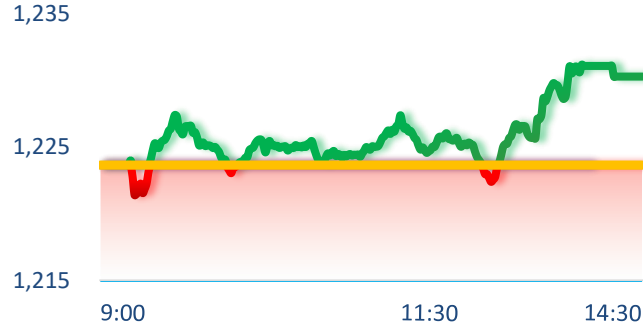
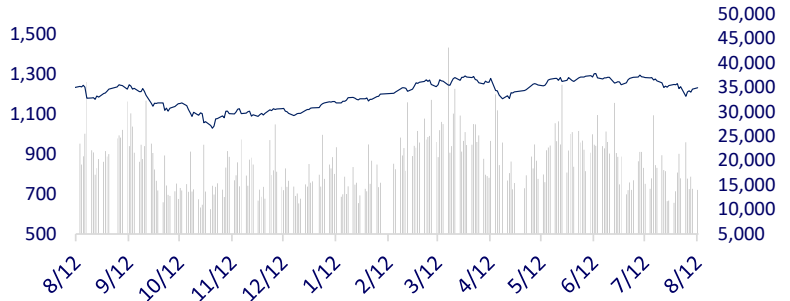


Top giảm 3 phiên có thanh khoản

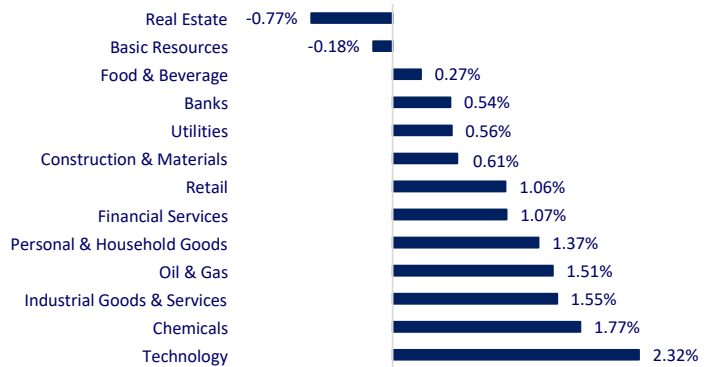


VIETNAM STOCK MARKET		1D	YTD
VN-INDEX	1,230.28	0.54%	8.71%
HNX	230.77	0.61%	0.34%
VN30	1,271.44	0.52%	12.35%
UPCOM	93.00	0.22%	6.19%
Net Foreign buy (B)	56.90		
Total trading value (B)	15,580.56	-2.72%	-17.55%

The market continued to have a recovery session with low liquidity. The aviation, technology and chemical groups were the most active today, while real estate and basic resources remained quite gloomy.

INTRADAY VNINDEX 8/12/2024

VNINDEX (1Y)


ETF & DERIVATIVES		1D	YTD
E1VFN30	22,250	0.23%	13.93%
FUEMAV30	15,300	0.66%	13.75%
FUESSV30	15,750	0.19%	13.64%
FUESSV50	18,980	-2.57%	11.78%
FUESSVFL	19,960	0.45%	8.48%
FUEVFNVD	32,100	1.26%	23.32%
FUEVN100	17,200	-1.43%	12.64%

CHANGE IN PRICE BY SECTOR


VN30F2408	1,270.00	0.40%
VN30F2409	1,270.90	0.38%
VN30F2412	1,271.10	0.32%
VN30F2503	1,273.00	0.27%

GLOBAL MARKET		1D	YTD
Nikkei 225	35,025.00	0.00%	4.66%
Shanghai Component	2,858.20	-0.14%	-3.51%
Hang Seng	17,111.65	0.13%	1.92%
Kospi	2,618.30	1.15%	-1.93%
BSE Sensex	79,674.83	-0.01%	10.82%
STI (Singapore)	3,235.59	-0.80%	0.17%
SET (Thái Lan)	1,297.07	0.00%	-9.51%
Brent oil (\$/barrel)	80.36	0.90%	4.33%
Gold (\$/ounce)	18.55	-99.25%	-99.11%

Asian markets were mostly higher, recovering from a volatile week. The biggest gainer was South Korea's Kospi, which rose more than 1% on strong results from semiconductor companies.

VIETNAM ECONOMY		1D (bps)	YTD (bps)
Vnibor	4.40%	0	80
Deposit interest 12M	4.60%	0	-20
5 year-Gov. Bond	2.37%	3	49
10 year-Gov. Bond	2.68%	3	51
USD/VND	25,301	0.10%	3.23%
EUR/VND	28,214	0.16%	3.06%
CNY/VND	3,571	0.03%	2.73%

At noon on the first day of the week, August 12, gold trading businesses continued to report that the price of SJC gold bars had stagnated while 24K jewelry gold prices had slightly decreased by no more than VND50,000/tael compared to the noon session last weekend.

EVENT CALENDAR

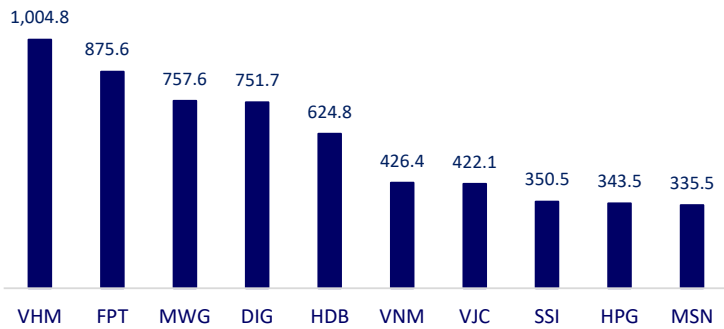
Ticker	Ex-right Date	Last register Date	Exercise Date	Type	Rate	Value
ADS	8/14/2024	8/15/2024	8/28/2024	Cash		1,000
KSV	8/14/2024	8/15/2024	9/5/2024	Cash		500
PMB	8/14/2024	8/15/2024	9/10/2024	Cash		800
SC5	8/15/2024	8/16/2024	8/29/2024	Cash		300
BHN	8/15/2024	8/16/2024	10/15/2024	Cash		1,500
PGD	8/20/2024	8/21/2024	10/7/2024	Cash		1,500
ILB	8/29/2024	8/30/2024	9/16/2024	Cash		2,107
SGN	8/29/2024	8/30/2024	9/30/2024	Cash		2,500

SELECTED NEWS

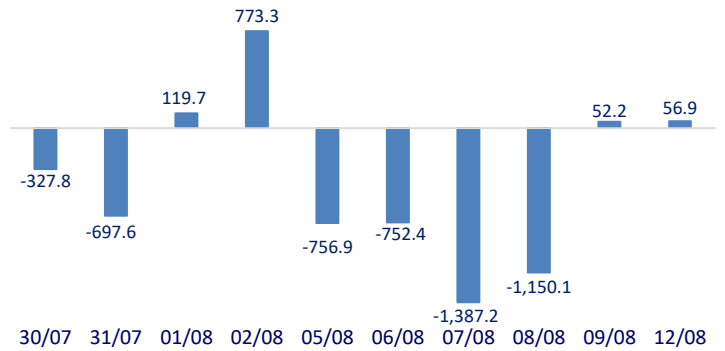
Textile and garment exports surpass USD4 billion for first time in a year;
 There will be an additional 1,200 km of highways by 2025;
 Vietnam welcomes 10 million international visitors thanks to open entry policies;
 A slight rise in US inflation will not derail the Fed's interest rate policy;
 US refineries cut capacity, raising concerns about a global crude glut;
 Foreign investors withdraw capital from China at a record pace.

	Close	1D	5D	Buying vol.	Selling vol.	Content	
VCB	87,800	0.11%	1.04%	1,941,469	1,758,037	SSB: SeABank will issue 329 million shares to pay dividends to shareholders, equivalent to an issuance ratio of 13.18%. In addition, the bank will also issue an additional 10.3 million shares to increase capital from equity, equivalent to a ratio of 0.4127%. Accordingly, the total issuance ratio of the two above options is 13.6%. After completion, SeABank's charter capital will increase by VND3,393 billion to VND28,350 billion.	
BID	46,800	0.21%	1.52%	2,669,698	3,195,634		
CTG	31,700	0.63%	5.14%	5,594,343	6,256,159		
TCB	21,250	0.71%	-4.71%	21,159,007	20,469,524		
VPB	18,150	0.83%	0.00%	22,489,168	19,854,130		
MBB	23,700	1.07%	3.3%	30,111,608	16,988,279		
HDB	25,550	0.20%	4.29%	14,709,808	13,542,063		
TPB	17,250	0.88%	2.68%	10,558,749	9,701,726		
STB	29,200	1.21%	7.35%	15,327,720	15,671,870		
VIB	20,800	-0.48%	2.72%	6,451,842	5,146,913		
ACB	23,800	0.85%	2.59%	8,902,804	7,108,859	POW: PV Power (POW) and 4 other contractors bid to implement the USD2.3 billion super thermal power project in Thanh Hoa.	
SHB	10,500	0.00%	1.94%	19,717,131	21,757,579		
SSB	21,750	0.23%	-0.68%	3,821,318	3,403,295		
GAS	82,500	1.10%	7.84%	4,498,756	4,563,278		
POW	13,600	-1.81%	2.26%	13,839,326	15,979,041		
PLX	48,850	1.77%	7.36%	6,831,790	9,726,158		
VIC	40,600	-1.46%	-1.69%	4,002,463	3,384,298		VHM: The Vinhomes Vung Ang Industrial Park is being proposed by Ha Tinh to strive to start construction in the second half of 2024.
VHM	36,500	-1.88%	5.80%	13,186,760	16,326,148		
VRE	17,400	-0.57%	3.57%	11,681,997	10,691,603		
VNM	73,000	-0.41%	5.19%	10,705,013	11,879,170		VNM: Vinamilk will operate phase 1 of the Vinabeef Tam Dao Complex with a capacity of 10,000 tons of beef/year from the fourth quarter of 2024.
MSN	75,200	0.00%	6.67%	8,677,863	9,068,895		
SAB	54,000	0.75%	3.85%	1,314,427	1,059,389		
BCM	71,200	-0.42%	5.48%	1,006,983	1,707,258	HPG: According to S&P Global, on August 8, the European Commission (EC) announced an anti-dumping investigation into a number of non-ferrous metal products originating from countries such as Egypt, India, Japan and Vietnam.	
BVH	43,300	0.00%	3.34%	764,844	703,167		
VJC	101,100	0.20%	1.20%	1,099,773	1,053,455		
FPT	130,000	2.44%	9.61%	14,137,171	10,730,234		
MWG	66,600	1.52%	8.12%	16,319,961	20,072,219		
GVR	33,200	2.15%	10.30%	5,813,941	6,741,665		
SSI	32,000	2.24%	8.11%	21,665,177	21,824,516		
HPG	25,850	-0.77%	-0.39%	23,663,487	21,382,522		

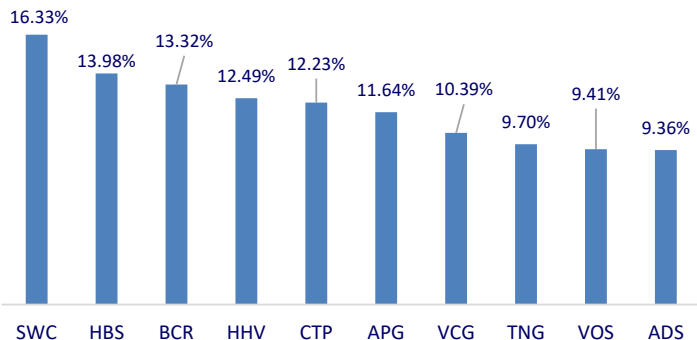
Top highest total traded value stocks (Billion VND)



Foreign net flow 10 nearest sessions (Billion VND)



Top increases in 3 sessions with liquidity



Top decreases in 3 sessions with liquidity

