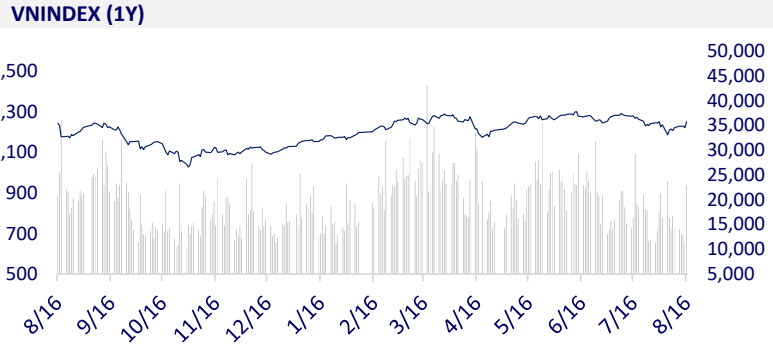
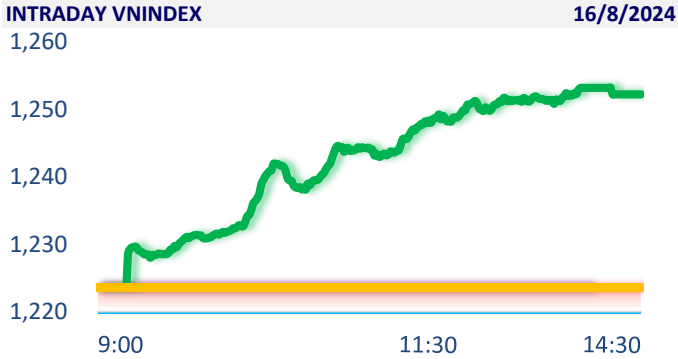
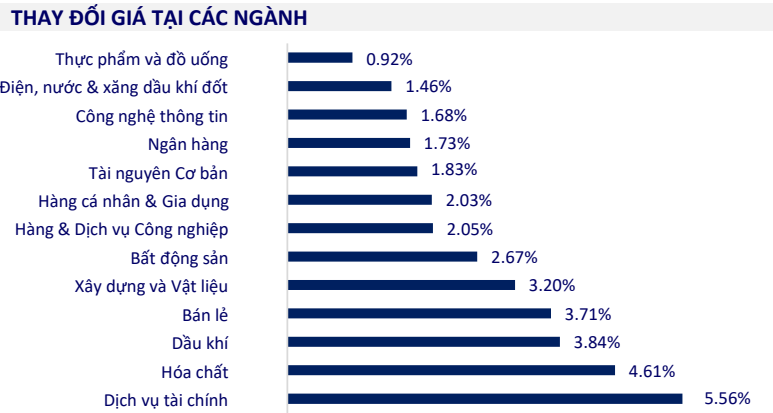


TTCK VIỆT NAM	1D		YTD
VN-INDEX	1,252.23	2.34%	10.65%
HNX	235.15	2.89%	2.24%
VN30	1,291.68	2.08%	14.14%
UPCOM	93.44	1.37%	6.69%
GT mua ròng NĐTNN (tỷ)	-84.20		
Tổng GTGD (tỷ)	25,960.62	102.72%	37.38%

VNIndex có phiên bùng nổ theo đà với 413 mã tăng điểm. Hầu như toàn bộ các nhóm ngành đều có diễn biến tích cực trong ngành hôm nay trong đó bất động sản, dịch vụ tài chính và hóa chất là các nhóm dẫn dắt thị trường.



ETF & PHÁI SINH	1D		YTD
E1VFN30	22,580	1.94%	15.62%
FUEMAV30	15,510	2.17%	15.32%
FUESSV30	15,950	1.01%	15.08%
FUESSV50	19,290	2.23%	13.60%
FUESSVFL	20,380	2.72%	10.76%
FUEVFNVD	32,660	2.22%	25.47%
FUEVN100	17,350	1.23%	13.62%
VN30F2409	1,288.0	2.06%	
VN30F2410	1,289.2	1.75%	
VN30F2412	1,289.8	2.15%	
VN30F2503	1,289.5	2.01%	



THỊ TRƯỜNG THẾ GIỚI	1D		YTD
Nikkei 225	38,062.67	3.64%	13.74%
Shanghai	2,879.43	0.07%	-2.80%
Hang Seng	17,430.16	1.88%	3.82%
Kospi	2,697.23	1.99%	1.03%
BSE Sensex	80,436.84	1.68%	11.88%
STI (Singapore)	3,348.49	1.00%	3.67%
SET (Thái Lan)	1303.00	1.34%	-9.10%
Dầu Brent (\$/thùng)	79.42	-1.79%	3.11%
Vàng (\$/ounce)	2,465.66	-1.21%	18.73%

Thị trường Châu Á đồng loạt tăng điểm khi các dữ liệu kinh tế cho thấy khả năng suy thoái của thị trường Mỹ đang dần lắng xuống.

KINH TẾ VĨ MÔ	1D (bps)		YTD (bps)
Lãi suất liên NH	4.57%	7	97
Lãi suất tiết kiệm 12T	4.60%	0	-20
TPCP - 5 năm	2.41%	6	53
TPCP - 10 năm	2.72%	2	54
USD/VND	25,200	-0.05%	2.82%
EUR/VND	28,144	-0.62%	2.81%
CNY/VND	3,563	-0.14%	2.50%

Trưa 16/8, giá vàng miếng SJC không có thay đổi nhiều khi vẫn ở mức 80 triệu đồng/lượng chiều bán ra, trong khi giá vàng nữ trang 24K và 18K cùng biến động nhẹ.

LỊCH SỰ KIỆN

Mã	Ngày GDKHQ	Ngày ĐKCC	Ngày thực hiện	Loại	Tỉ lệ	Giá trị
TDP	8/16/2024	8/19/2024		Cổ phiếu	100:10	
RAL	8/16/2024	8/19/2024	8/28/2024	Tiền mặt		2,500
TNG	8/16/2024	8/19/2024	8/30/2024	Tiền mặt		400
PGD	8/20/2024	8/21/2024	10/7/2024	Tiền mặt		1,500
DPM	8/21/2024	8/22/2024	9/24/2024	Tiền mặt		2,000
VIB	8/22/2024	8/23/2024		Cổ phiếu	100:17	
ILB	8/29/2024	8/30/2024	9/16/2024	Tiền mặt		2,107
SGN	8/29/2024	8/30/2024	9/30/2024	Tiền mặt		2,500

TIN TỨC CHỌN LỌC

NHNN muốn cấm ngân hàng bơm thêm vốn cho cổ đông sở hữu vượt tỷ lệ theo quy định mới;

Kinh tế 7 tháng có sự phục hồi rõ nét;

Sớm thành lập khu Thương mại tự do Đà Nẵng;

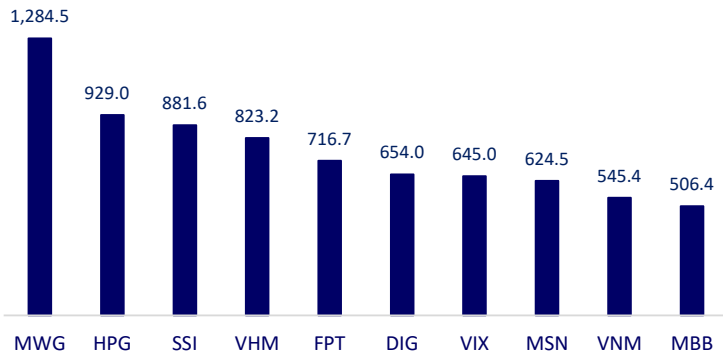
Kinh tế Mỹ đón nhiều tin vui, nỗi lo suy thoái lắng xuống;

Nền kinh tế Nhật Bản phục hồi mạnh mẽ trong quý II;

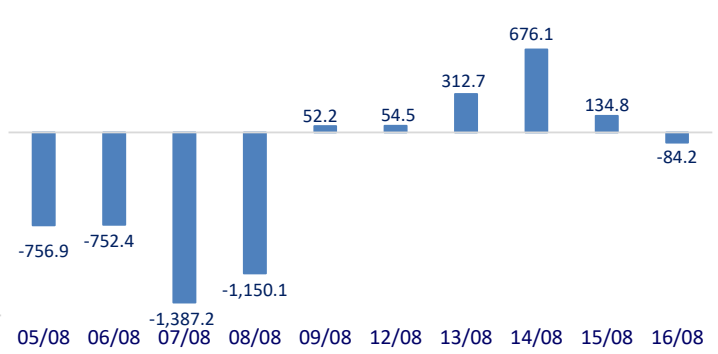
Giá quặng sắt giảm xuống mức thấp nhất kể từ năm 2022.

	Đóng cửa	1D	5D	KL mua	KL bán	Nội dung	
VCB	88,100	0.57%	0.46%	2,222,570	2,751,319	SSB: SeaBank cho biết ngân hàng này và The Norwegian Investment Fund (Norfund) - quỹ đầu tư cho các nước đang phát triển của Chính phủ Na Uy vừa ký kết Hợp đồng vay chuyển đổi trị giá 30 triệu USD hôm 13/8.	
BID	47,500	1.82%	1.71%	4,858,198	4,096,803		
CTG	32,500	2.04%	3.17%	11,784,532	16,830,799		
TCB	21,450	1.42%	1.66%	40,084,139	32,517,800		
VPB	18,400	2.22%	2.22%	42,171,609	45,035,239		
MBB	24,050	3.44%	2.56%	39,064,981	36,431,726		
HDB	27,050	3.44%	6.08%	14,088,124	11,169,160		
TPB	17,500	2.34%	2.34%	17,052,570	16,844,391		
STB	29,350	1.38%	1.73%	13,229,275	16,405,357		
VIB	21,150	1.68%	1.20%	10,119,933	9,063,261		
ACB	24,000	2.13%	1.69%	12,175,133	12,448,281	POW: Luỹ kế 7 tháng đầu năm, tổng sản lượng điện của PV Power đạt khoảng 9.412 triệu kWh, doanh thu ước đạt 17.997 tỷ đồng.	
SHB	10,600	1.92%	0.95%	37,036,617	33,558,520		
SSB	21,600	0.23%	-0.46%	3,823,910	4,424,923		
GAS	82,600	1.72%	1.23%	4,020,351	4,933,524		
POW	13,450	3.07%	-2.89%	20,623,828	15,603,374		
PLX	50,600	3.27%	5.42%	8,031,023	7,184,808		
VIC	41,150	0.86%	-0.12%	4,003,383	4,253,611		VHM: VHM đã gửi tờ trình đến ĐHĐCĐ để xem xét và thông qua phương án mua 370 triệu cổ phiếu VHM, chiếm 8,5% số cổ phiếu đang lưu hành.
VHM	38,400	1.45%	3.23%	24,949,219	25,286,526		
VRE	18,300	2.81%	4.57%	22,177,296	19,202,231		MSN: Masan sẽ hoàn tất niêm yết MCH trên HoSE cuối 2024 hoặc đầu năm sau.
VNM	73,800	0.00%	0.68%	12,199,972	16,377,150		
MSN	77,300	3.07%	2.79%	13,313,905	14,330,037		
SAB	56,300	1.08%	5.04%	1,744,691	2,094,782	MWG: Cổ phiếu MWG đã tăng hơn 60% từ đầu 2024 qua đó leo lên mức cao nhất trong vòng gần 2 năm trở lại đây, vốn hóa thị trường cũng theo đó vượt 100.000 tỷ đồng.	
BCM	72,300	2.12%	1.12%	1,993,460	2,820,007		
BVH	43,950	2.81%	1.50%	2,108,960	1,463,429		
VJC	105,000	2.14%	4.06%	1,408,882	1,581,803		
FPT	130,600	1.48%	2.92%	8,087,763	8,908,064		
MWG	69,000	4.70%	5.18%	27,455,369	30,315,718		
GVR	34,550	5.82%	6.31%	8,994,103	8,971,658		
SSI	32,700	5.83%	4.47%	49,286,082	41,774,493		
HPG	25,600	1.59%	-1.73%	68,139,105	53,204,816		

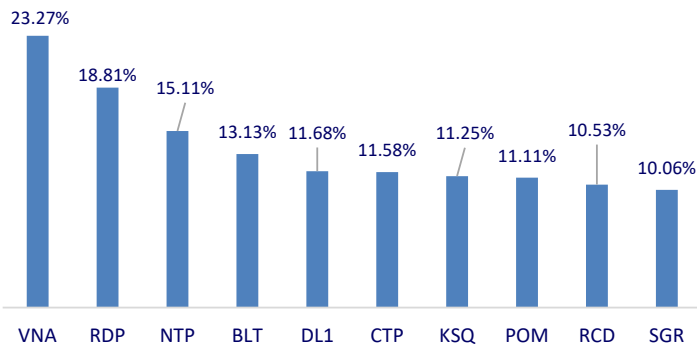
Top CP có tổng giá trị giao dịch cao nhất (tỷ đồng)



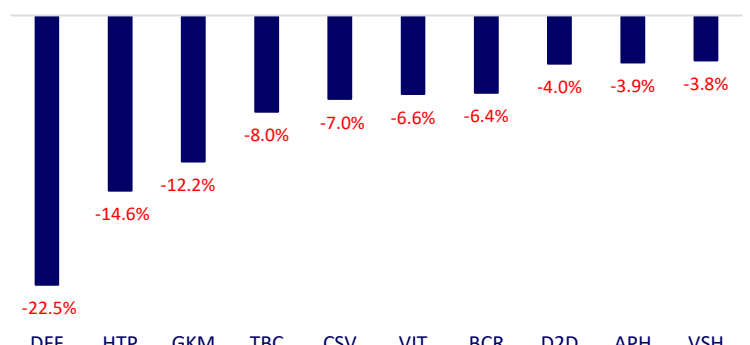
Dòng tiền NĐTNN 10 phiên gần nhất (tỷ đồng)



Top tăng 3 phiên có thanh khoản

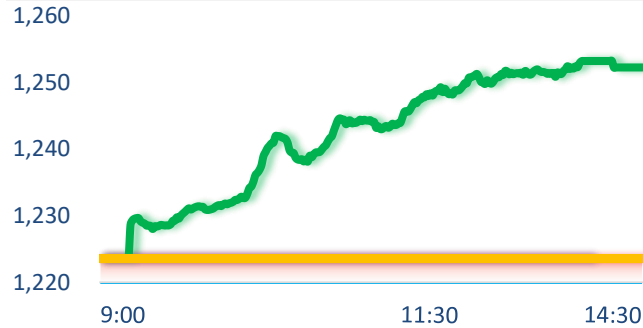
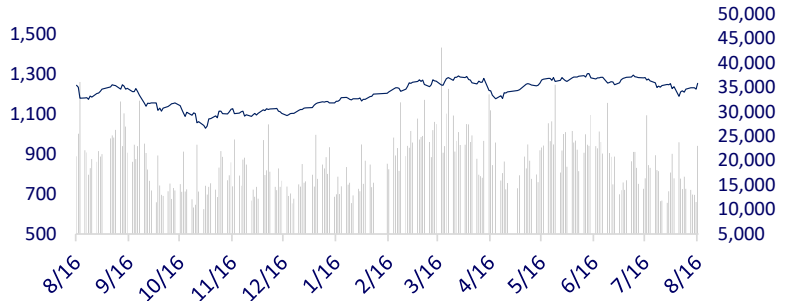


Top giảm 3 phiên có thanh khoản

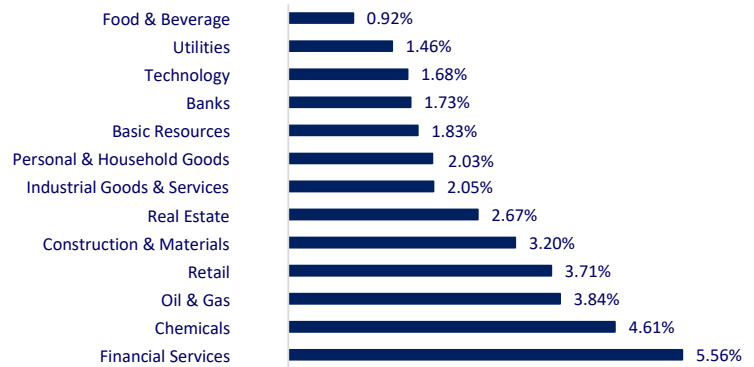


VIETNAM STOCK MARKET		1D	YTD
VN-INDEX	1,252.23	2.34%	10.65%
HNX	235.15	2.89%	2.24%
VN30	1,291.68	2.08%	14.14%
UPCOM	93.44	1.37%	6.69%
Net Foreign buy (B)	-84.20		
Total trading value (B)	25,960.62	102.72%	37.38%

VNIndex had an explosive session with 413 stocks gaining points. Almost all sectors had positive gain today, in which, real estate, financial services and chemicals were the groups leading the market.

INTRADAY VNINDEX 8/16/2024

VNINDEX (1Y)

ETF & DERIVATIVES 1D YTD

E1VFN30	22,580	1.94%	15.62%
FUEMAV30	15,510	2.17%	15.32%
FUESSV30	15,950	1.01%	15.08%
FUESSV50	19,290	2.23%	13.60%
FUESSVFL	20,380	2.72%	10.76%
FUEVFNVD	32,660	2.22%	25.47%
FUEVN100	17,350	1.23%	13.62%
VN30F2409	1,288.00	2.06%	
VN30F2410	1,289.20	1.75%	
VN30F2412	1,289.80	2.15%	
VN30F2503	1,289.50	2.01%	

CHANGE IN PRICE BY SECTOR

GLOBAL MARKET 1D YTD

Nikkei 225	38,062.67	3.64%	13.74%
Shanghai Component	2,879.43	0.07%	-2.80%
Hang Seng	17,430.16	1.88%	3.82%
Kospi	2,697.23	1.99%	1.03%
BSE Sensex	80,436.84	1.68%	11.88%
STI (Singapore)	3,348.49	1.00%	3.67%
SET (Thái Lan)	1,303.00	1.34%	-9.10%
Brent oil (\$/barrel)	79.42	-1.79%	3.11%
Gold (\$/ounce)	2,465.66	-1.21%	18.73%

Asian markets rose across the board as economic data showed the possibility of a US recession was easing.

VIETNAM ECONOMY 1D (bps) YTD (bps)

Vnibor	4.57%	7	97
Deposit interest 12M	4.60%	0	-20
5 year-Gov. Bond	2.41%	6	53
10 year-Gov. Bond	2.72%	2	54
USD/VND	25,200	-0.05%	2.82%
EUR/VND	28,144	-0.62%	2.81%
CNY/VND	3,563	-0.14%	2.50%

At noon on August 16, the price of SJC gold bars did not change much, remaining at 80 million VND/tael for sale, while the price of 24K and 18K jewelry gold fluctuated slightly.

EVENT CALENDAR

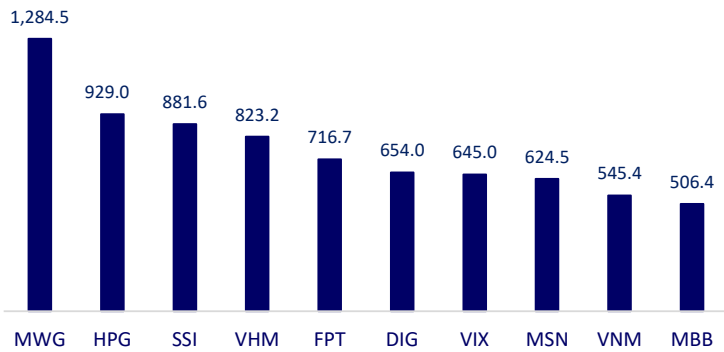
Ticker	Ex-right Date	Last register Date	Exercise Date	Type	Rate	Value
TDP	8/16/2024	8/19/2024		Stock	100:10	
RAL	8/16/2024	8/19/2024	8/28/2024	Cash		2,500
TNG	8/16/2024	8/19/2024	8/30/2024	Cash		400
PGD	8/20/2024	8/21/2024	10/7/2024	Cash		1,500
DPM	8/21/2024	8/22/2024	9/24/2024	Cash		2,000
VIB	8/22/2024	8/23/2024		Stock	100:17	
ILB	8/29/2024	8/30/2024	9/16/2024	Cash		2,107
SGN	8/29/2024	8/30/2024	9/30/2024	Cash		2,500

SELECTED NEWS

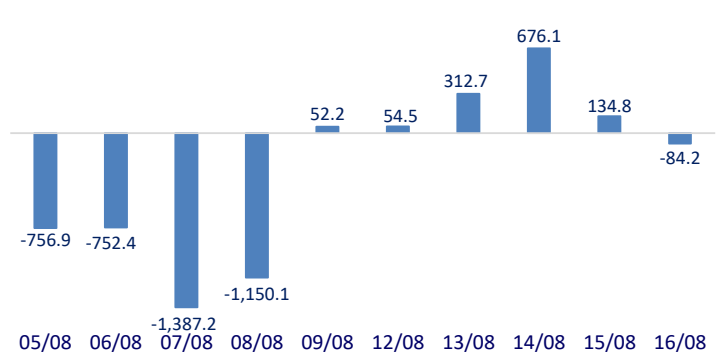
SBV wants to ban banks from injecting more capital to shareholders in excess of ownership rate in the new regulations;
 The economy has clearly recovered in the first 7 months;
 Da Nang Free Trade Zone to be established soon;
 The US economy has received much good news, recession fears have subsided;
 Japan's economy has recovered strongly in the second quarter;
 Iron ore prices have fallen to their lowest level since 2022.

	Close	1D	5D	Buying vol.	Selling vol.	Content	
VCB	88,100	0.57%	0.46%	2,222,570	2,751,319	SSB: SeaBank said that this bank and The Norwegian Investment Fund (Norfund) - the Norwegian Government's investment fund for developing countries, just signed a convertible loan contract worth USD30 million on August 13.	
BID	47,500	1.82%	1.71%	4,858,198	4,096,803		
CTG	32,500	2.04%	3.17%	11,784,532	16,830,799		
TCB	21,450	1.42%	1.66%	40,084,139	32,517,800		
VPB	18,400	2.22%	2.22%	42,171,609	45,035,239		
MBB	24,050	3.44%	2.6%	39,064,981	36,431,726		
HDB	27,050	3.44%	6.08%	14,088,124	11,169,160		
TPB	17,500	2.34%	2.34%	17,052,570	16,844,391		
STB	29,350	1.38%	1.73%	13,229,275	16,405,357		
VIB	21,150	1.68%	1.20%	10,119,933	9,063,261		
ACB	24,000	2.13%	1.69%	12,175,133	12,448,281	POW: Accumulated in the first 7 months of the year, PV Power's total electricity output reached about 9,412 million kWh, with estimated revenue of VND17,997 billion.	
SHB	10,600	1.92%	0.95%	37,036,617	33,558,520		
SSB	21,600	0.23%	-0.46%	3,823,910	4,424,923		
GAS	82,600	1.72%	1.23%	4,020,351	4,933,524		
POW	13,450	3.07%	-2.89%	20,623,828	15,603,374		
PLX	50,600	3.27%	5.42%	8,031,023	7,184,808		
VIC	41,150	0.86%	-0.12%	4,003,383	4,253,611		VHM: VHM has sent a proposal to the General Meeting of Shareholders to consider and approve the plan to buy 370 million VHM shares, accounting for 8.5% of outstanding shares.
VHM	38,400	1.45%	3.23%	24,949,219	25,286,526		
VRE	18,300	2.81%	4.57%	22,177,296	19,202,231		
VNM	73,800	0.00%	0.68%	12,199,972	16,377,150		MSN: Masan will complete listing MCH on HoSE in late 2024 or early next year.
MSN	77,300	3.07%	2.79%	13,313,905	14,330,037		
SAB	56,300	1.08%	5.04%	1,744,691	2,094,782	MWG: MWG shares have increased by more than 60% since the beginning of 2024, reaching the highest level in nearly 2 years, with market capitalization also exceeding VND100,000 billion.	
BCM	72,300	2.12%	1.12%	1,993,460	2,820,007		
BVH	43,950	2.81%	1.50%	2,108,960	1,463,429		
VJC	105,000	2.14%	4.06%	1,408,882	1,581,803		
FPT	130,600	1.48%	2.92%	8,087,763	8,908,064		
MWG	69,000	4.70%	5.18%	27,455,369	30,315,718		
GVR	34,550	5.82%	6.31%	8,994,103	8,971,658		
SSI	32,700	5.83%	4.47%	49,286,082	41,774,493		
HPG	25,600	1.59%	-1.73%	68,139,105	53,204,816		

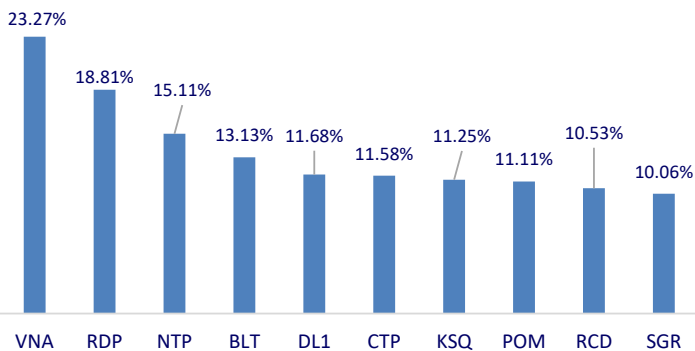
Top highest total traded value stocks (Billion VND)



Foreign net flow 10 nearest sessions (Billion VND)



Top increases in 3 sessions with liquidity



Top decreases in 3 sessions with liquidity

