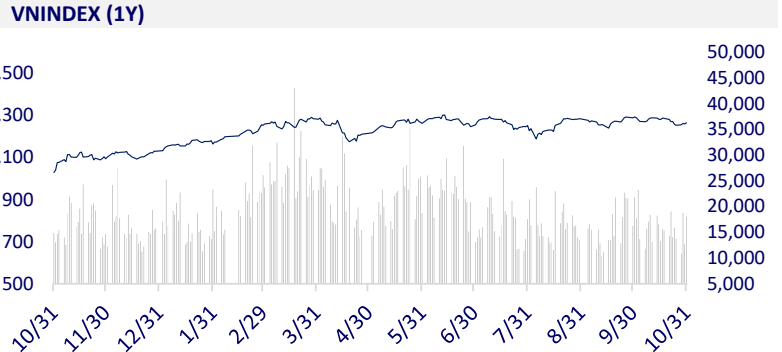
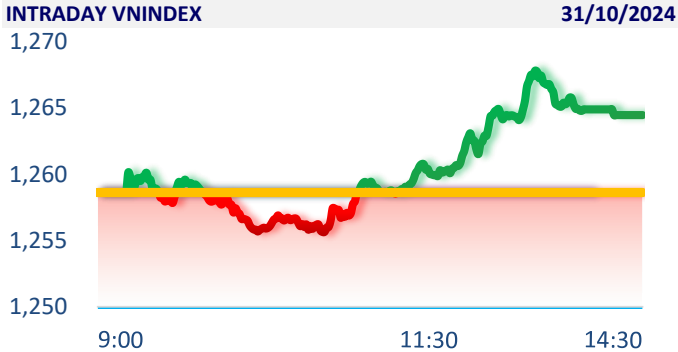
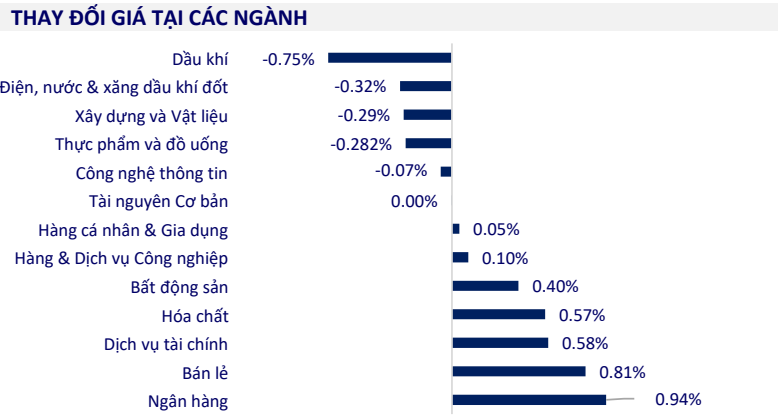


TTCK VIỆT NAM		1D	YTD
VN-INDEX	1,264.48	0.46%	11.73%
HNX	226.36	0.21%	-1.58%
VN30	1,338.60	0.36%	18.29%
UPCOM	92.38	-0.09%	5.48%
GT mua ròng NĐTNN (tỷ)	-1,584.16		
Tổng GTGD (tỷ)	19,111.02	35.30%	1.13%

VNIndex tăng điểm khi hầu như toàn bộ các doanh nghiệp công bố kết quả kinh doanh quý 3. Du lịch giải trí, ngân hàng và hóa chất là những nhóm tích cực nhất hôm nay. Trái lại, dầu khí và thực phẩm đồ uống lại khá ảm đạm.



ETF & PHÁI SINH		1D	YTD
E1VFN30	23,430	0.34%	19.97%
FUEMAV30	16,140	0.62%	20.00%
FUESSV30	16,700	0.78%	20.49%
FUESSV50	19,980	-1.58%	17.67%
FUESSVFL	21,890	0.78%	18.97%
FUEVFN30	33,300	0.36%	27.93%
FUEVN100	17,900	0.73%	17.22%
VN30F2411	1,343.5	0.11%	
VN30F2412	1,345.7	0.18%	
VN30F2503	1,347.0	0.42%	
VN30F2506	1,346.0	0.10%	



THỊ TRƯỜNG THẾ GIỚI		1D	YTD
Nikkei 225	39,081.25	-0.50%	16.79%
Shanghai	3,279.82	0.42%	10.72%
Hang Seng	20,317.33	-0.31%	21.02%
Kospi	2,556.15	-1.45%	-4.26%
BSE Sensex	79,444.98	-0.67%	10.51%
STI (Singapore)	3,558.88	-0.17%	10.18%
SET (Thái Lan)	1466.04	1.41%	2.28%
Dầu Brent (\$/thùng)	72.36	-0.03%	-6.06%
Vàng (\$/ounce)	2,776.23	-0.36%	33.68%

Chứng khoán châu Á diễn biến trái chiều, trong đó chỉ số Nikkei 225 của Nhật Bản giảm nhẹ sau khi NHTW Nhật Bản thông báo giữ nguyên lãi suất chuẩn ở mức 0.25%, không có gì thay đổi so với cuộc họp chính sách trước đó. Các chỉ số chứng khoán tại Trung Quốc tăng điểm, khi chỉ số PMI của nước này vượt đạt 50.1 điểm, vượt qua dự báo của Reuters.

KINH TẾ VĨ MÔ		1D (bps)	YTD (bps)
Lãi suất liên NH	3.57%	-17	-3
Lãi suất tiết kiệm 12T	4.60%	0	-20
TPCP - 5 năm	2.07%	-18	19
TPCP - 10 năm	2.63%	-1	46
USD/VND	25,455	-0.01%	3.86%
EUR/VND	28,232	0.23%	3.13%
CNY/VND	3,622	0.06%	4.20%

Tỷ giá USD trong nước sáng nay tiếp tục ghi nhận thêm phiên giảm giá thứ năm liên tiếp tại nhiều ngân hàng. Trong đó, Vietcombank và VietinBank là hai ngân hàng giảm đáng kể nhất với lần lượt 43 và 40 đồng ở chiều mua.

**LỊCH SỰ KIỆN**

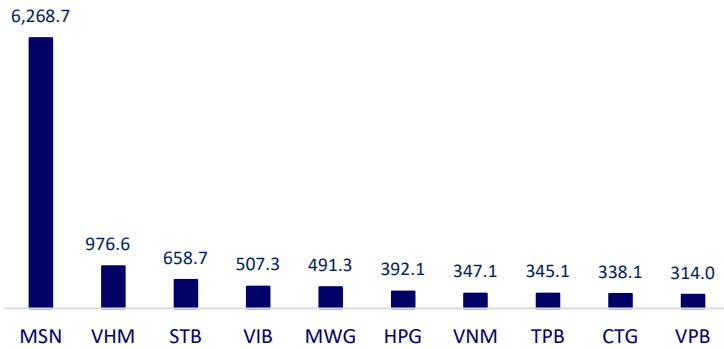
Mã	Ngày GDKHQ	Ngày ĐKCC	Ngày thực hiện	Loại	Tỉ lệ	Giá trị
CLW	31/10/2024	1/11/2024	25/11/2024	Tiền mặt		400
BCM	4/11/2024	5/11/2024	27/12/2024	Tiền mặt		1,000
HMX	4/11/2024	5/11/2024	5/12/2024	Tiền mặt		800
PPC	5/11/2024	6/11/2024	6/12/2024	Tiền mặt		625
ANV	7/11/2024	8/11/2024		Cổ phiếu	1:1	
BMI	13/11/2024	14/11/2024	5/12/2024	Tiền mặt		5,740
VLP	22/11/2024	25/11/2024	24/12/2024	Tiền mặt		300

## TIN TỨC CHỌN LỌC

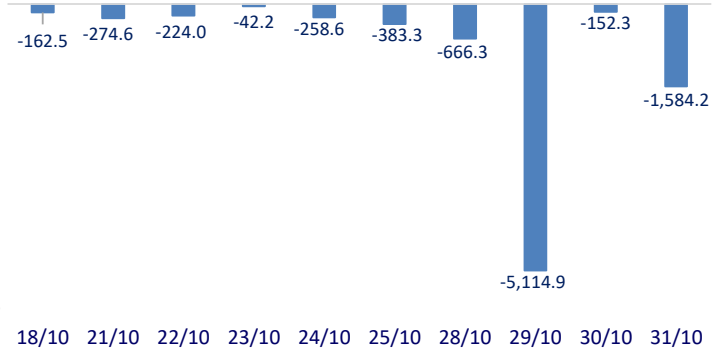
Chủ tịch Hà Nội ra chỉ thị đẩy mạnh giải ngân vốn đầu tư công;  
 Vốn FDI giải ngân có thể đạt mức kỷ lục 25 tỷ USD trong năm 2024;  
 Quỹ 475 tỷ USD của Qatar sẽ mở rộng đầu tư tại Việt Nam;  
 Samsung: Lợi nhuận mảng chip lao dốc 40% trong quý 3;  
 Kinh tế Mỹ tăng trưởng 2.8% trong quý 3, yếu hơn dự báo;  
 Apple sản xuất thử nghiệm iPhone 17 tại Ấn Độ.

	Đóng cửa	1D	5D	KL mua	KL bán	Nội dung	
VCB	93,600	2.07%	2.07%	5,742,508	4,480,669	TPB: Kết thúc Quý III, Ngân hàng TMCP Tiên Phong (TPBank) đạt hơn 5.460 tỷ đồng lợi nhuận, tín dụng tăng trưởng lành mạnh 14%, lọt Top 100 của Brand Finance với giá trị thương hiệu 461 triệu USD.	
BID	47,750	0.10%	-0.52%	3,855,979	4,148,004		
CTG	35,700	2.73%	2.44%	16,076,747	16,282,048		
TCB	23,900	-0.42%	1.06%	16,877,534	17,614,908		
VPB	20,450	0.99%	2.25%	48,657,685	34,823,990		
MBB	25,050	0.20%	1.42%	15,083,480	15,311,090		
HDB	26,900	-1.10%	0.00%	11,431,353	12,368,727		
TPB	17,300	0.29%	1.47%	39,101,286	44,312,763		
STB	35,200	1.15%	5.39%	25,892,080	44,016,125		
VIB	18,950	-0.26%	2.43%	18,148,562	18,919,926		
ACB	25,400	1.20%	1.60%	14,475,454	10,952,456	PLX: Tính chung 9 tháng đầu năm 2024, Petrolimex lãi trước thuế 3.200 tỷ đồng, vượt 10% kế hoạch lợi nhuận cả năm.	
SHB	10,600	0.95%	0.47%	37,814,208	29,413,805		
SSB	16,550	0.30%	-0.60%	3,466,305	3,624,021		
GAS	70,500	-0.14%	-0.70%	1,041,354	1,128,259		
POW	11,950	-0.83%	-1.24%	9,184,064	13,814,750		
PLX	41,100	-0.72%	-1.56%	1,302,546	1,362,224		
VIC	41,550	1.34%	-1.19%	4,093,391	3,759,192		VIC: Vingroup báo lãi 9 tháng đạt 4.069 tỷ đồng, tăng đột biến 160% so với cùng kỳ.
VHM	41,500	0.85%	-5.36%	58,199,240	36,920,003		
VRE	17,850	-1.92%	-1.65%	12,478,641	15,361,662		
VNM	66,100	-0.30%	-3.36%	9,558,393	8,898,630		VNM: Vinamilk báo lãi sau thuế hơn 2.400 tỷ quý 3/2024, gửi ngân hàng hơn 1 tỷ USD tiền nhàn rỗi.
MSN	76,600	-1.92%	-2.42%	19,588,855	17,493,359	HPG: Đến cuối quý 3, Hòa Phát đã rót hơn 52,000 tỷ đồng vào dự án Dung Quất 2, tăng hơn 10,000 tỷ đồng sau 1 quý.	
SAB	55,200	0.00%	-1.25%	828,284	1,194,827		
BCM	67,100	1.05%	1.98%	299,863	379,267		
BVH	43,000	0.12%	-1.04%	563,847	344,528		
VJC	105,000	1.06%	0.77%	1,023,846	937,173		
FPT	135,900	0.00%	1.19%	2,503,335	2,598,252		
MWG	66,500	0.76%	1.68%	10,520,177	13,647,526		
GVR	32,900	0.61%	0.00%	3,165,409	3,711,190		
SSI	26,600	0.95%	-0.75%	20,302,265	13,816,333		
HPG	26,900	-0.37%	1.70%	23,325,712	28,298,472		

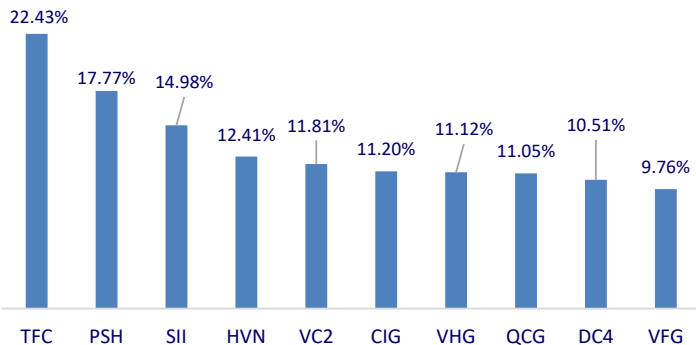
Top CP có tổng giá trị giao dịch cao nhất (tỷ đồng)



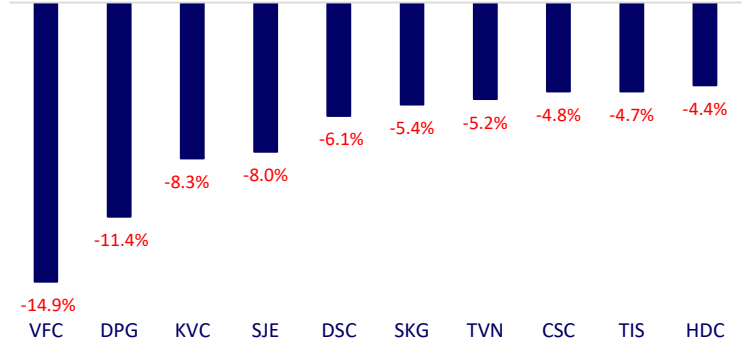
Dòng tiền NĐTNN 10 phiên gần nhất (tỷ đồng)



Top tăng 3 phiên có thanh khoản



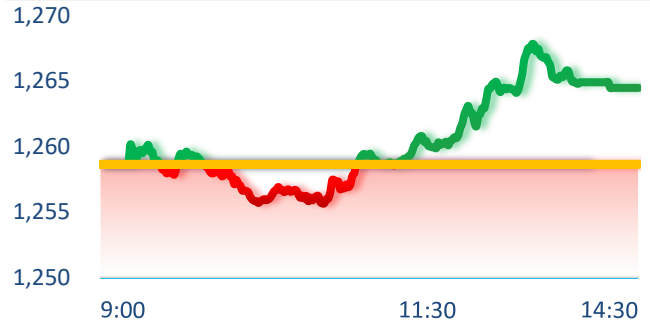
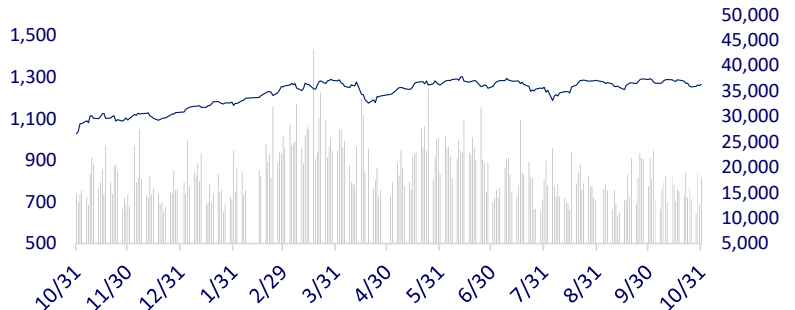
Top giảm 3 phiên có thanh khoản



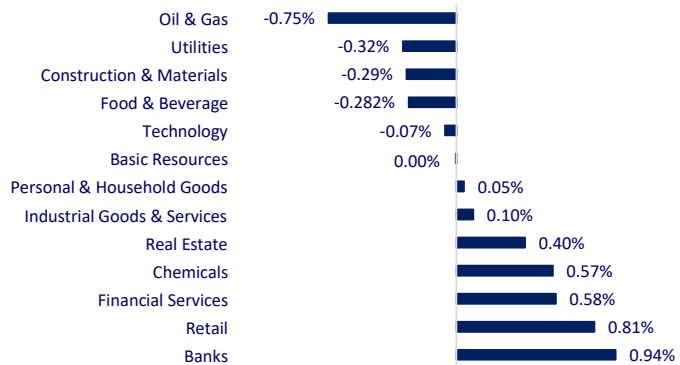
**VIETNAM STOCK MARKET**

		1D	YTD
VN-INDEX	1,264.48	0.46%	11.73%
HNX	226.36	0.21%	-1.58%
VN30	1,338.60	0.36%	18.29%
UPCOM	92.38	-0.09%	5.48%
Net Foreign buy (B)	-1,584.16		
Total trading value (B)	19,111.02	35.30%	1.13%

VNIndex increased when almost all enterprises announced their third quarter business results. Tourism, banking and chemicals were the most active sectors today. In contrast, oil & gas and food & beverage were quite gloomy.

**INTRADAY VNINDEX**

**VNINDEX (1Y)**

**ETF & DERIVATIVES**

		1D	YTD
E1VFN30	23,430	0.34%	19.97%
FUEMAV30	16,140	0.62%	20.00%
FUESSV30	16,700	0.78%	20.49%
FUESSV50	19,980	-1.58%	17.67%
FUESSVFL	21,890	0.78%	18.97%
FUEVFVND	33,300	0.36%	27.93%
FUEVN100	17,900	0.73%	17.22%
VN30F2411	1,343.50	0.11%	
VN30F2412	1,345.70	0.18%	
VN30F2503	1,347.00	0.42%	
VN30F2506	1,346.00	0.10%	

**CHANGE IN PRICE BY SECTOR**

**GLOBAL MARKET**

		1D	YTD
Nikkei 225	39,081.25	-0.50%	16.79%
Shanghai Component	3,279.82	0.42%	10.72%
Hang Seng	20,317.33	-0.31%	21.02%
Kospi	2,556.15	-1.45%	-4.26%
BSE Sensex	79,444.98	-0.67%	10.51%
STI (Singapore)	3,558.88	-0.17%	10.18%
SET (Thái Lan)	1,466.04	1.41%	2.28%
Brent oil (\$/barrel)	72.36	-0.03%	-6.06%
Gold (\$/ounce)	2,776.23	-0.36%	33.68%

Asian stocks were mixed, with Japan's Nikkei 225 falling slightly after the Bank of Japan kept its benchmark interest rate at 0.25%, unchanged from its previous policy meeting. Chinese stocks rose as the country's manufacturing PMI rose to 50.1, beating Reuters' forecast.

**VIETNAM ECONOMY**

		1D (bps)	YTD (bps)
Vnibor	3.57%	-17	-3
Deposit interest 12M	4.60%	0	-20
5 year-Gov. Bond	2.07%	-18	19
10 year-Gov. Bond	2.63%	-1	46
USD/VND	25,455	-0.01%	3.86%
EUR/VND	28,232	0.23%	3.13%
CNY/VND	3,622	0.06%	4.20%

Domestic USD exchange rate this morning continued to record the fifth consecutive session of decrease at many banks. Of which, Vietcombank and VietinBank were the two banks with the most significant decrease, with 43 and 40 VND respectively in the buying direction.

**EVENT CALENDAR**

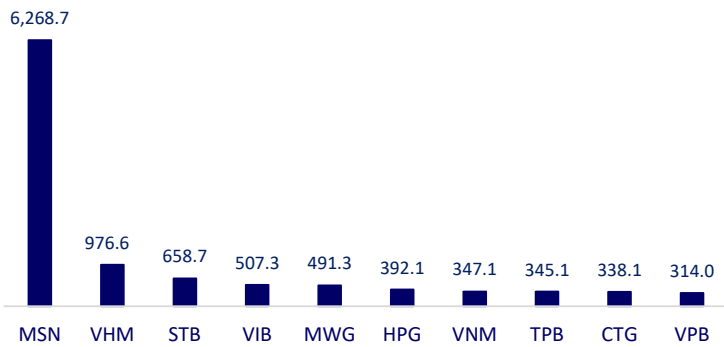
Ticker	Ex-right Date	Last register Date	Exercise Date	Type	Rate	Value
CLW	31/10/2024	1/11/2024	25/11/2024	Cash		400
BCM	4/11/2024	5/11/2024	27/12/2024	Cash		1,000
HMX	4/11/2024	5/11/2024	5/12/2024	Cash		800
PPC	5/11/2024	6/11/2024	6/12/2024	Cash		625
ANV	7/11/2024	8/11/2024		Stock	1:1	
BMI	13/11/2024	14/11/2024	5/12/2024	Cash		5,740
VLP	22/11/2024	25/11/2024	24/12/2024	Cash		300

**SELECTED NEWS**

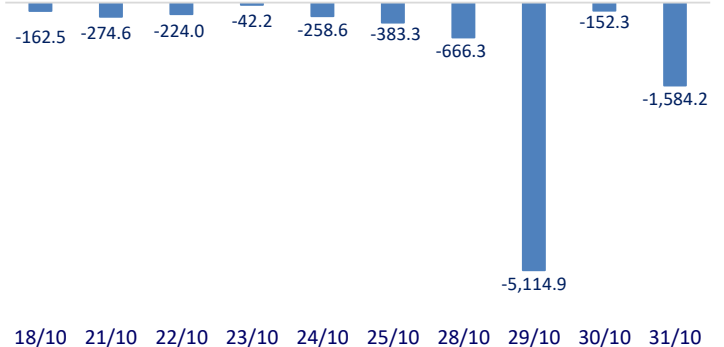
Hanoi Chairman issues directive to boost public investment disbursement;  
 FDI disbursement may reach record USD25 billion in 2024;  
 Qatar's USD475 billion fund will expand investment in Vietnam;  
 Samsung: Chip segment profits plunge 40% in Q3;  
 US economy grows 2.8% in Q3, weaker than expected;  
 Apple tests iPhone 17 production in India.

	Close	1D	5D	Buying vol.	Selling vol.	Content	
VCB	93,600	2.07%	2.07%	5,742,508	4,480,669	TPB: At the end of the third quarter, Tien Phong Commercial Joint Stock Bank (TPBank) achieved more than VND5,460 billion in profit, credit growth was healthy at 14%, entering the Top 100 of Brand Finance with a brand value of USD461 million.	
BID	47,750	0.10%	-0.52%	3,855,979	4,148,004		
CTG	35,700	2.73%	2.44%	16,076,747	16,282,048		
TCB	23,900	-0.42%	1.06%	16,877,534	17,614,908		
VPB	20,450	0.99%	2.25%	48,657,685	34,823,990		
MBB	25,050	0.20%	1.4%	15,083,480	15,311,090		
HDB	26,900	-1.10%	0.00%	11,431,353	12,368,727		
TPB	17,300	0.29%	1.47%	39,101,286	44,312,763		
STB	35,200	1.15%	5.39%	25,892,080	44,016,125		
VIB	18,950	-0.26%	2.43%	18,148,562	18,919,926		
ACB	25,400	1.20%	1.60%	14,475,454	10,952,456	PLX: In the first 9 months of 2024, Petrolimex's pre-tax profit was VND3,200 billion, exceeding the annual profit plan by 10%.	
SHB	10,600	0.95%	0.47%	37,814,208	29,413,805		
SSB	16,550	0.30%	-0.60%	3,466,305	3,624,021		
GAS	70,500	-0.14%	-0.70%	1,041,354	1,128,259		
POW	11,950	-0.83%	-1.24%	9,184,064	13,814,750		
PLX	41,100	-0.72%	-1.56%	1,302,546	1,362,224		
VIC	41,550	1.34%	-1.19%	4,093,391	3,759,192		VIC: Vingroup reported a 9-month profit of VND4,069 billion, a sudden increase of 160% over the same period.
VHM	41,500	0.85%	-5.36%	58,199,240	36,920,003		
VRE	17,850	-1.92%	-1.65%	12,478,641	15,361,662		
VNM	66,100	-0.30%	-3.36%	9,558,393	8,898,630		VNM: Vinamilk reported a profit after tax of more than VND2,400 billion in the third quarter of 2024, deposited more than USD1 billion in idle money in the bank.
MSN	76,600	-1.92%	-2.42%	19,588,855	17,493,359		
SAB	55,200	0.00%	-1.25%	828,284	1,194,827		
BCM	67,100	1.05%	1.98%	299,863	379,267	HPG: By the end of the third quarter, Hoa Phat had poured more than VND52,000 billion into the Dung Quat 2 project, an increase of more than VND10,000 billion after 1 quarter.	
BVH	43,000	0.12%	-1.04%	563,847	344,528		
VJC	105,000	1.06%	0.77%	1,023,846	937,173		
FPT	135,900	0.00%	1.19%	2,503,335	2,598,252		
MWG	66,500	0.76%	1.68%	10,520,177	13,647,526		
GVR	32,900	0.61%	0.00%	3,165,409	3,711,190		
SSI	26,600	0.95%	-0.75%	20,302,265	13,816,333		
HPG	26,900	-0.37%	1.70%	23,325,712	28,298,472		

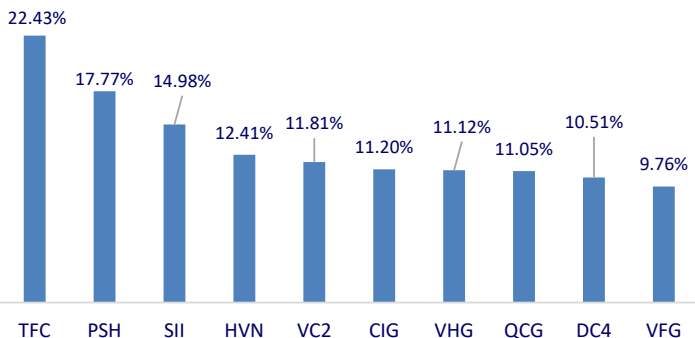
**Top highest total traded value stocks (Billion VND)**



**Foreign net flow 10 nearest sessions (Billion VND)**



**Top increases in 3 sessions with liquidity**



**Top decreases in 3 sessions with liquidity**

