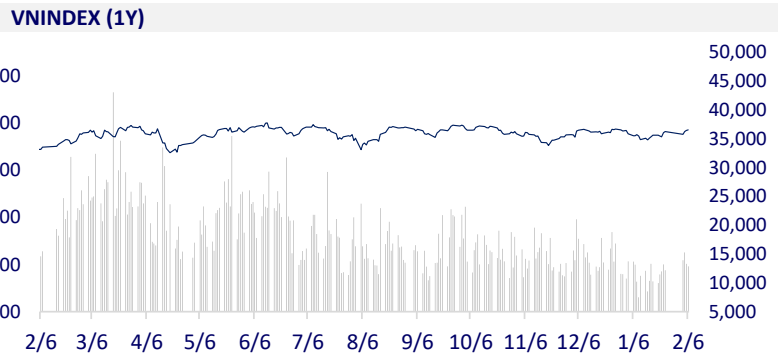
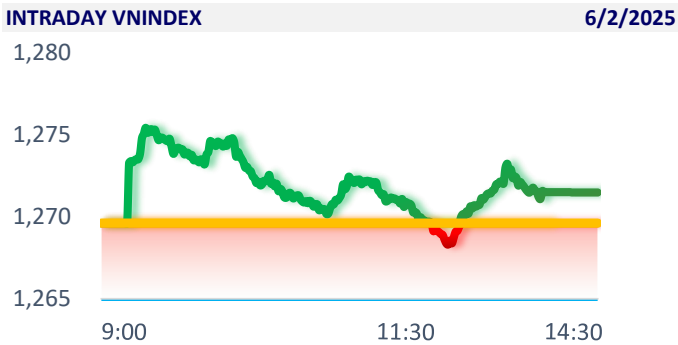
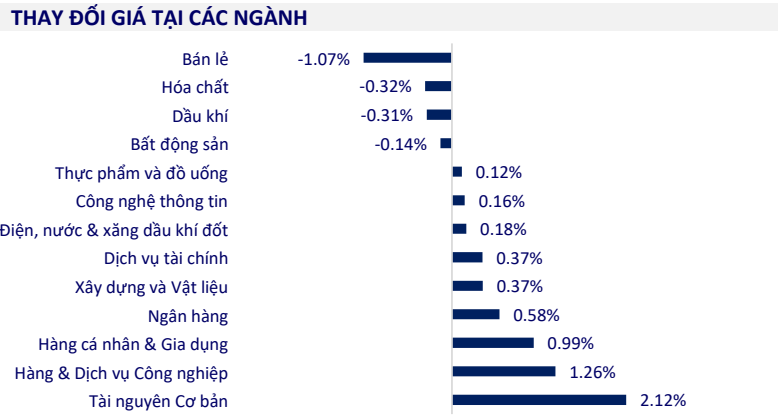


| TTCK VIỆT NAM | | 1D | YTD |
|------------------------|-----------|---------|---------|
| VN-INDEX | 1,271.48 | 0.15% | 0.37% |
| HNX | 229.13 | 0.50% | 0.75% |
| VN30 | 1,336.59 | 0.39% | -0.61% |
| UPCOM | 96.74 | 0.88% | 1.77% |
| GT mua ròng NĐTNN (tỷ) | -351.33 | | |
| Tổng GTGD (tỷ) | 14,373.17 | -20.73% | -20.73% |

VNIndex biến động giằng co khi gặp phải áp lực chốt lời. Ngân hàng, bảo hiểm, cảng biển là những nhóm tích cực nhất hôm nay. Trái lại, bán lẻ và thực phẩm đồ uống lại khá ảm đạm.



| ETF & PHẢI SINH | | 1D | YTD |
|-----------------|---------|--------|--------|
| E1FVN30 | 23,350 | 0.39% | -0.55% |
| FUEMAV30 | 16,100 | -0.19% | -1.11% |
| FUESSV30 | 16,600 | 0.42% | -0.60% |
| FUESSV50 | 20,100 | 0.00% | 0.00% |
| FUESSVFL | 22,210 | 0.91% | 0.50% |
| FUEFVN30 | 33,000 | 0.43% | -1.55% |
| FUEVN100 | 17,970 | 0.50% | 0.28% |
| VN30F2502 | 1,339.9 | -0.12% | |
| VN30F2503 | 1,346.0 | -0.08% | |
| VN30F2506 | 1,347.9 | -0.16% | |
| VN30F2509 | 1,352.7 | 0.05% | |



| THỊ TRƯỜNG THẾ GIỚI | | 1D | YTD |
|----------------------|-----------|--------|--------|
| Nikkei 225 | 39,066.53 | 0.61% | -2.08% |
| Shanghai | 3,270.66 | 1.27% | -2.42% |
| Hang Seng | 20,891.62 | 1.43% | 4.15% |
| Kospi | 2,536.75 | 1.10% | 5.72% |
| BSE Sensex | 78,020.67 | -0.32% | -0.71% |
| STI (Singapore) | 3,830.42 | 0.39% | 1.13% |
| SET (Thái Lan) | 1262.21 | -1.91% | -9.86% |
| Dầu Brent (\$/thùng) | 74.88 | 0.15% | -0.23% |
| Vàng (\$/ounce) | 2,858.27 | -0.35% | 8.47% |

Chứng khoán châu Á hầu hết tăng điểm vào thứ Năm, khi nhà đầu tư tạm thời bỏ qua những thông tin bất ổn về chiến tranh thương mại. Dẫn đầu sự khởi sắc trong khu vực là chỉ số Shenzhen của Thâm Quyển với mức tăng hơn 2%.

| KINH TẾ VĨ MÔ | | 1D (bps) | YTD (bps) |
|------------------------|--------|----------|-----------|
| Lãi suất liên NH | 4.37% | -14 | 40 |
| Lãi suất tiết kiệm 12T | 4.60% | 0 | 0 |
| TPCP - 5 năm | 2.49% | -1 | 2 |
| TPCP - 10 năm | 2.87% | -4 | 2 |
| USD/VND | 25,445 | 0.37% | -0.41% |
| EUR/VND | 26,934 | -0.03% | -1.22% |
| CNY/VND | 3,534 | 0.08% | -0.76% |

Giá vàng SJC chiều mua vào - bán ra lần lượt ở mức 86,7 - 89,9 triệu đồng/lượng, giảm 1,3 triệu đồng/lượng ở cả hai chiều trước ngày Vía Thần Tài.

LỊCH SỰ KIỆN

| Mã | Ngày GDKHQ | Ngày ĐKCC | Ngày thực hiện | Loại | Tỉ lệ | Giá trị |
|-----|------------|-----------|----------------|----------|-------|---------|
| VCI | 6/2/2025 | 7/2/2025 | 17/2/2025 | Tiền mặt | | 250 |
| DVP | 7/2/2025 | 10/2/2025 | 27/2/2025 | Tiền mặt | | 3,000 |
| PNJ | 10/2/2025 | 11/2/2025 | 10/3/2025 | Tiền mặt | | 600 |
| CLC | 11/2/2025 | 12/2/2025 | 27/02/2025 | Tiền mặt | | 1,000 |
| CCI | 25/2/2025 | 26/2/2025 | 9/4/2025 | Tiền mặt | | 1,600 |

TIN TỨC CHỌN LỌC

Xuất khẩu đầu năm giảm hơn 1,4 tỷ USD;

Bộ Công Thương: Sớm nhất năm 2031 có điện hạt nhân;

CPI tháng 1 tăng 3,63% so với cùng kỳ 2024;

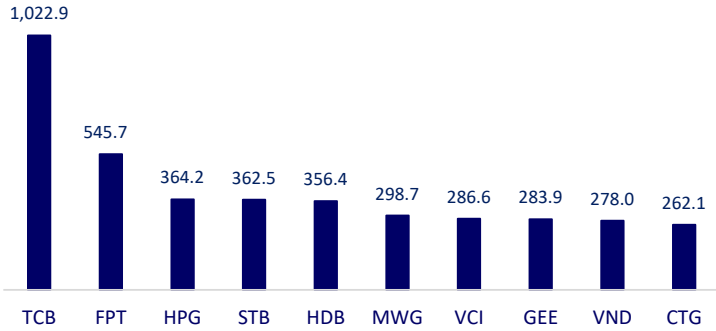
Mỹ nhận lại bưu kiện từ Trung Quốc và Hồng Kông sau 12 giờ gây hoang mang;

Bộ trưởng Tài chính Mỹ nói sẽ tập trung kiểm soát lợi suất trái phiếu 10 năm, không phải Fed;

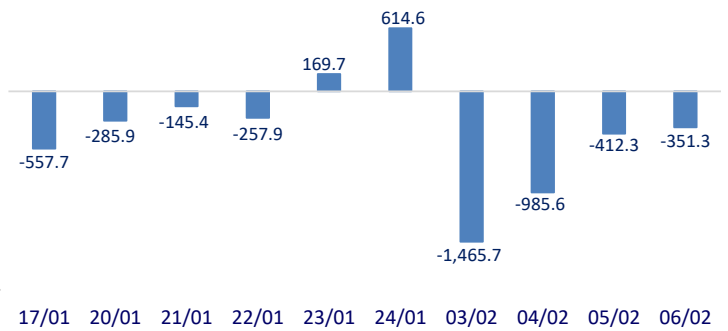
Trung Quốc khiếu nại thuế quan của Tổng thống Trump lên WTO.

| | Đóng cửa | 1D | 5D | KL mua | KL bán | Nội dung |
|------------|----------|--------|--------|------------|------------|---|
| VCB | 92,900 | 0.32% | 0.32% | 2,542,323 | 2,895,361 | STB: Ngày 5/2, Sacombank vừa cập nhật nhiều thay đổi trong danh sách các cổ đông sở hữu từ 1% vốn điều lệ ngân hàng. Theo đó, trong danh sách lần này giảm từ 6 cổ đông xuống còn 5 cổ đông, sau khi quỹ ngoại Amersham Industries Limited - quỹ đầu tư thuộc nhóm quỹ Dragon Capital, thoái vốn sau ba tuần góp mặt. |
| BID | 39,800 | 0.51% | -0.50% | 7,134,753 | 8,775,355 | |
| CTG | 39,500 | 0.38% | 3.95% | 12,519,021 | 13,310,696 | |
| TCB | 25,200 | 2.02% | 1.82% | 58,539,925 | 68,353,038 | |
| VPB | 19,050 | 0.00% | 0.79% | 28,524,863 | 37,089,770 | |
| MBB | 22,600 | 0.44% | 0.89% | 22,909,389 | 24,857,473 | |
| HDB | 22,950 | 1.55% | 1.32% | 22,082,037 | 23,788,145 | |
| TPB | 16,550 | -0.30% | 0.61% | 15,069,344 | 35,500,977 | |
| STB | 37,350 | 0.27% | 0.95% | 11,711,814 | 18,829,735 | |
| VIB | 20,450 | 0.25% | -0.97% | 9,346,548 | 12,017,226 | |
| ACB | 25,500 | 0.39% | 0.59% | 12,081,218 | 14,498,488 | Từ 15 giờ ngày 6/2, giá xăng E5 RON92 tăng 51 đồng/lít. Ngược lại, xăng RON95-III giảm 74 đồng/lít. |
| SHB | 10,500 | 0.48% | 1.94% | 30,520,206 | 41,929,486 | |
| SSB | 18,650 | 0.00% | -0.53% | 3,436,575 | 4,277,265 | |
| LPB | 36,500 | 1.67% | 1.81% | 6,354,905 | 5,770,508 | |
| GAS | 67,600 | -0.29% | -0.44% | 951,365 | 1,298,135 | |
| PLX | 39,900 | 0.00% | 1.01% | 1,938,159 | 1,718,231 | |
| VIC | 40,450 | 1.00% | 0.12% | 2,541,718 | 2,107,208 | |
| VHM | 38,800 | -0.13% | -1.77% | 4,656,925 | 5,618,398 | |
| VRE | 16,700 | -0.89% | 0.91% | 9,231,088 | 10,934,596 | |
| VNM | 60,700 | -1.30% | -2.41% | 6,544,489 | 5,995,738 | |
| MSN | 67,400 | -0.15% | -0.88% | 5,242,167 | 5,725,229 | SAB: Sabeco thông báo ngày 24/3 là hạn chót đăng ký để cổ đông tham dự Đại hội đồng cổ đông thường niên 2025, Đại hội dự kiến diễn ra vào ngày 24/4. |
| SAB | 52,700 | -0.75% | -2.04% | 658,265 | 1,020,951 | BCM: Liên danh VSIP được phê duyệt 2 dự án mới hơn 800 triệu USD tại Bình Dương. |
| BCM | 70,800 | -1.39% | 2.16% | 593,338 | 989,525 | |
| BVH | 51,200 | -0.19% | 0.79% | 899,674 | 872,404 | |
| VJC | 98,000 | 0.31% | -1.80% | 653,272 | 676,828 | |
| FPT | 146,500 | 0.14% | -4.50% | 6,272,970 | 5,576,027 | |
| MWG | 59,100 | -0.51% | -1.66% | 6,042,207 | 6,920,077 | |
| GVR | 29,200 | -0.85% | 1.39% | 2,821,390 | 3,605,954 | |
| SSI | 25,050 | 0.00% | -0.79% | 20,643,435 | 25,667,223 | |
| HPG | 26,800 | 0.00% | 0.94% | 25,699,252 | 31,849,770 | |

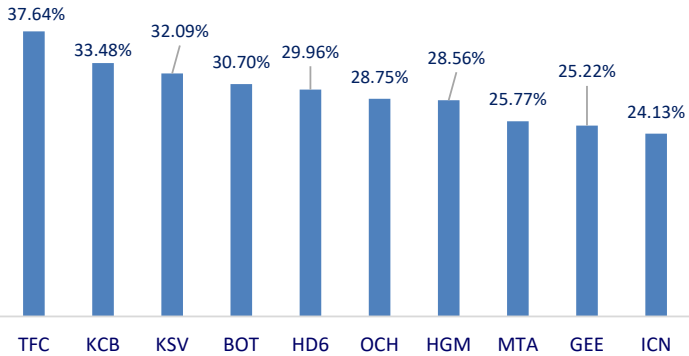
Top CP có tổng giá trị giao dịch cao nhất (tỷ đồng)



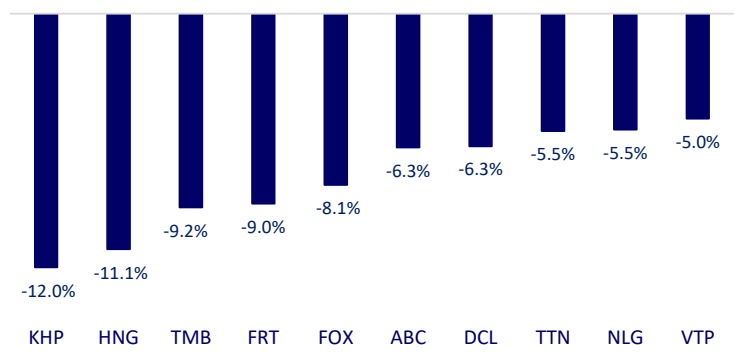
Dòng tiền NĐTNN 10 phiên gần nhất (tỷ đồng)



Top tăng 3 phiên có thanh khoản

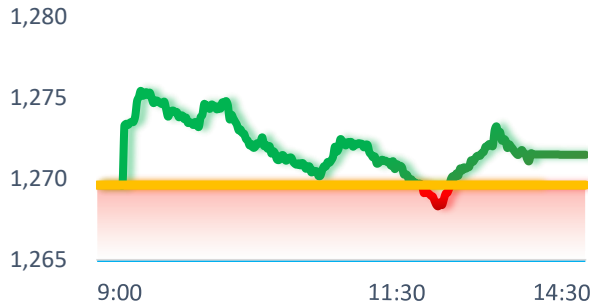
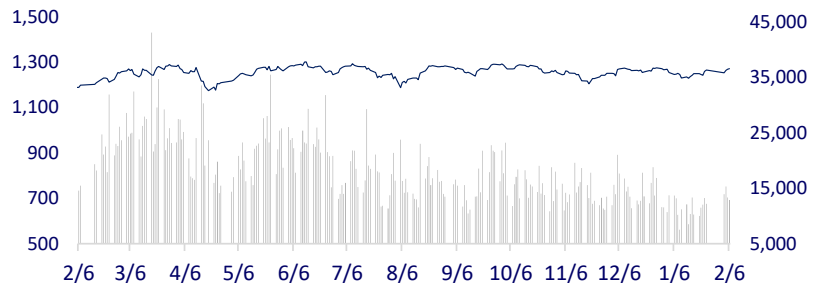


Top giảm 3 phiên có thanh khoản

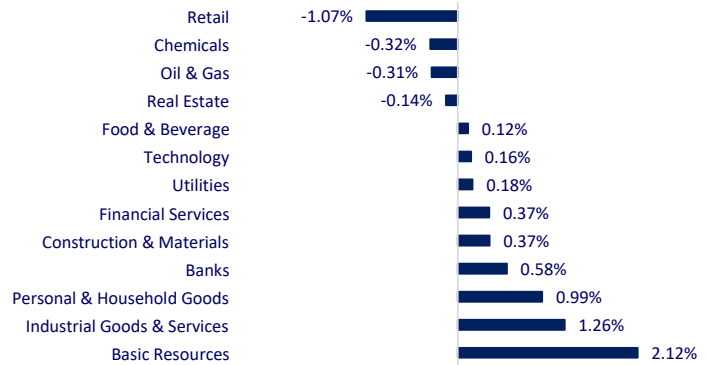


| VIETNAM STOCK MARKET | | 1D | YTD |
|-------------------------|-----------|---------|---------|
| VN-INDEX | 1,271.48 | 0.15% | 0.37% |
| HNX | 229.13 | 0.50% | 0.75% |
| VN30 | 1,336.59 | 0.39% | -0.61% |
| UPCOM | 96.74 | 0.88% | 1.77% |
| Net Foreign buy (B) | -351.33 | | |
| Total trading value (B) | 14,373.17 | -20.73% | -20.73% |

VNIndex fluctuated when facing profit-taking pressure. Banking, insurance, and seaports were the most positive sectors today. In contrast, retail and food & beverage were quite gloomy.

INTRADAY VNINDEX 2/6/2025

VNINDEX (1Y)


| ETF & DERIVATIVES | | 1D | YTD |
|-------------------|----------|--------|--------|
| E1VFN30 | 23,350 | 0.39% | -0.55% |
| FUEMAV30 | 16,100 | -0.19% | -1.11% |
| FUESSV30 | 16,600 | 0.42% | -0.60% |
| FUESSV50 | 20,100 | 0.00% | 0.00% |
| FUESSVFL | 22,210 | 0.91% | 0.50% |
| FUEVFN30 | 33,000 | 0.43% | -1.55% |
| FUEVN100 | 17,970 | 0.50% | 0.28% |
| VN30F2502 | 1,339.90 | -0.12% | |
| VN30F2503 | 1,346.00 | -0.08% | |
| VN30F2506 | 1,347.90 | -0.16% | |
| VN30F2509 | 1,352.70 | 0.05% | |

CHANGE IN PRICE BY SECTOR


| GLOBAL MARKET | | 1D | YTD |
|-----------------------|-----------|--------|--------|
| Nikkei 225 | 39,066.53 | 0.61% | -2.08% |
| Shanghai Component | 3,270.66 | 1.27% | -2.42% |
| Hang Seng | 20,891.62 | 1.43% | 4.15% |
| Kospi | 2,536.75 | 1.10% | 5.72% |
| BSE Sensex | 78,020.67 | -0.32% | -0.71% |
| STI (Singapore) | 3,830.42 | 0.39% | 1.13% |
| SET (Thailand) | 1,262.21 | -1.91% | -9.86% |
| Brent oil (\$/barrel) | 74.88 | 0.15% | -0.23% |
| Gold (\$/ounce) | 2,858.27 | -0.35% | 8.47% |

Asian stocks mostly rose on Thursday as investors shrugged off trade war uncertainty. Leading the gains in the region was the Shenzhen index, which rose more than 2%.

| VIETNAM ECONOMY | | 1D (bps) | YTD (bps) |
|----------------------|--------|----------|-----------|
| Vnibor | 4.37% | -14 | 40 |
| Deposit interest 12M | 4.60% | 0 | 0 |
| 5 year-Gov. Bond | 2.49% | -1 | 2 |
| 10 year-Gov. Bond | 2.87% | -4 | 2 |
| USD/VND | 25,445 | 0.37% | -0.41% |
| EUR/VND | 26,934 | -0.03% | -1.22% |
| CNY/VND | 3,534 | 0.08% | -0.76% |

The bidding and asking prices of SJC gold were respectively at 86.7 - 89.9 million VND/tael, down 1.3 million VND/tael in both directions before the God of Wealth Day.

EVENT CALENDAR

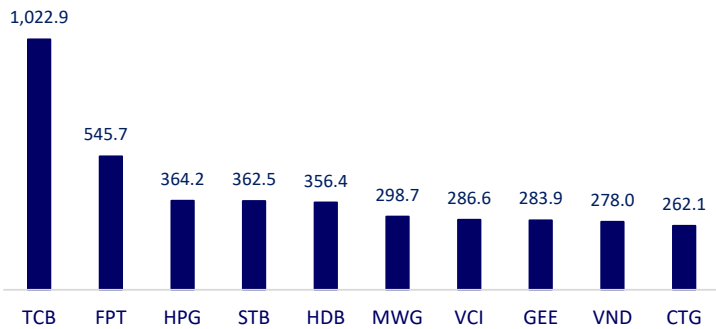
| Ticker | Ex-right Date | Last register Date | Exercise Date | Type | Rate | Value |
|--------|---------------|--------------------|---------------|------|------|-------|
| VCI | 6/2/2025 | 7/2/2025 | 17/2/2025 | Cash | | 250 |
| DVP | 7/2/2025 | 10/2/2025 | 27/2/2025 | Cash | | 3,000 |
| PNJ | 10/2/2025 | 11/2/2025 | 10/3/2025 | Cash | | 600 |
| CLC | 11/2/2025 | 12/2/2025 | 27/02/2025 | Cash | | 1,000 |
| CCI | 25/2/2025 | 26/2/2025 | 9/4/2025 | Cash | | 1,600 |

SELECTED NEWS

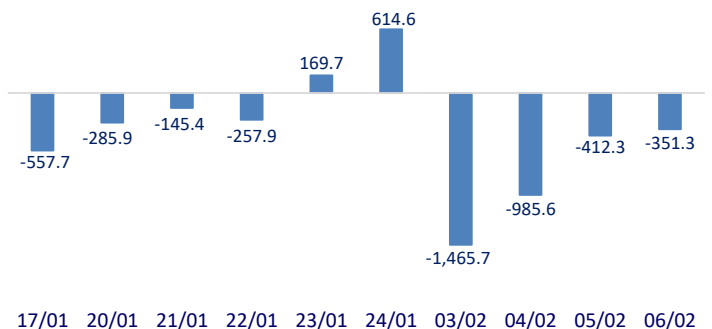
Exports in the beginning of the year decreased by more than USD1.4 billion;
 Ministry of Industry and Trade: Nuclear power will be available in 2031 at the earliest;
 CPI in January increased by 3.63% compared to the same period in 2024;
 US received parcels from China and Hong Kong after 12 hours of confusion;
 US Treasury Secretary said Trump would focus on controlling 10-year bond yields, not Fed cuts;
 China filed a complaint against President Trump's tariffs with the WTO.

| | Close | 1D | 5D | Buying vol. | Selling vol. | Content |
|-----|---------|--------|--------|-------------|--------------|--|
| VCB | 92,900 | 0.32% | 0.32% | 2,542,323 | 2,895,361 | STB: On February 5, Sacombank updated many changes in the list of shareholders owning 1% or more of the bank's charter capital. Accordingly, the list this time decreased from 6 shareholders to 5 shareholders, after foreign fund Amersham Industries Limited - an investment fund belonging to the Dragon Capital, withdrew after three weeks of participation. |
| BID | 39,800 | 0.51% | -0.50% | 7,134,753 | 8,775,355 | |
| CTG | 39,500 | 0.38% | 3.95% | 12,519,021 | 13,310,696 | |
| TCB | 25,200 | 2.02% | 1.82% | 58,539,925 | 68,353,038 | |
| VPB | 19,050 | 0.00% | 0.79% | 28,524,863 | 37,089,770 | |
| MBB | 22,600 | 0.44% | 0.89% | 22,909,389 | 24,857,473 | |
| HDB | 22,950 | 1.55% | 1.32% | 22,082,037 | 23,788,145 | |
| TPB | 16,550 | -0.30% | 0.61% | 15,069,344 | 35,500,977 | |
| STB | 37,350 | 0.27% | 0.95% | 11,711,814 | 18,829,735 | |
| VIB | 20,450 | 0.25% | -0.97% | 9,346,548 | 12,017,226 | |
| ACB | 25,500 | 0.39% | 0.59% | 12,081,218 | 14,498,488 | From 3pm on February 6, the price of E5 RON92 gasoline increased by 51 VND/liter. |
| SHB | 10,500 | 0.48% | 1.94% | 30,520,206 | 41,929,486 | |
| SSB | 18,650 | 0.00% | -0.53% | 3,436,575 | 4,277,265 | |
| LPB | 36,500 | 1.67% | 1.81% | 6,354,905 | 5,770,508 | |
| GAS | 67,600 | -0.29% | -0.44% | 951,365 | 1,298,135 | |
| PLX | 39,900 | 0.00% | 1.01% | 1,938,159 | 1,718,231 | |
| VIC | 40,450 | 1.00% | 0.12% | 2,541,718 | 2,107,208 | |
| VHM | 38,800 | -0.13% | -1.77% | 4,656,925 | 5,618,398 | |
| VRE | 16,700 | -0.89% | 0.91% | 9,231,088 | 10,934,596 | |
| VNM | 60,700 | -1.30% | -2.41% | 6,544,489 | 5,995,738 | |
| MSN | 67,400 | -0.15% | -0.88% | 5,242,167 | 5,725,229 | SAB: Sabeco announced that March 24 is the registration deadline for shareholders to attend the 2025 Annual General Meeting of Shareholders, which is scheduled to take place on April 24. |
| SAB | 52,700 | -0.75% | -2.04% | 658,265 | 1,020,951 | |
| BCM | 70,800 | -1.39% | 2.16% | 593,338 | 989,525 | BCM: VSIP joint venture approved 2 new projects worth more than USD800 million in Binh Duong. |
| BVH | 51,200 | -0.19% | 0.79% | 899,674 | 872,404 | |
| VJC | 98,000 | 0.31% | -1.80% | 653,272 | 676,828 | |
| FPT | 146,500 | 0.14% | -4.50% | 6,272,970 | 5,576,027 | |
| MWG | 59,100 | -0.51% | -1.66% | 6,042,207 | 6,920,077 | |
| GVR | 29,200 | -0.85% | 1.39% | 2,821,390 | 3,605,954 | |
| SSI | 25,050 | 0.00% | -0.79% | 20,643,435 | 25,667,223 | |
| HPG | 26,800 | 0.00% | 0.94% | 25,699,252 | 31,849,770 | |

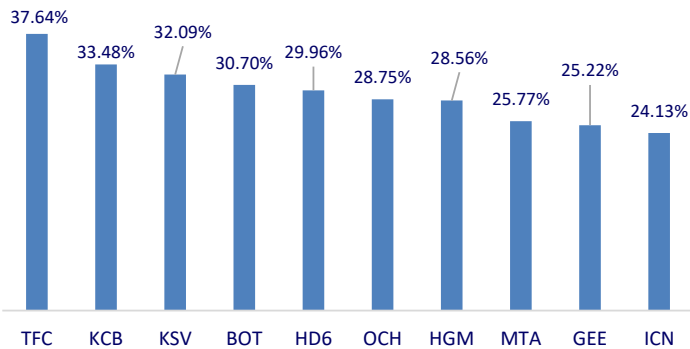
Top highest total traded value stocks (Billion VND)



Foreign net flow 10 nearest sessions (Billion VND)



Top increases in 3 sessions with liquidity



Top decreases in 3 sessions with liquidity

