

HOW TO REGISTER A DERIVATIVE ACCOUNT ON THE ALPHATRADING APPLICATION

A. Instructions for opening a Derivatives account at Pinetree on the Alphatrading

I. For customers who do not have a securities account at Pinetree

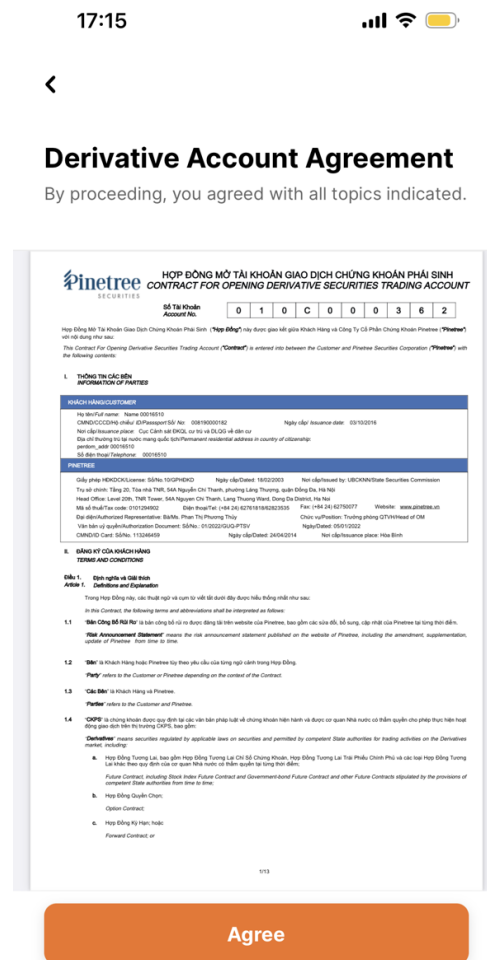
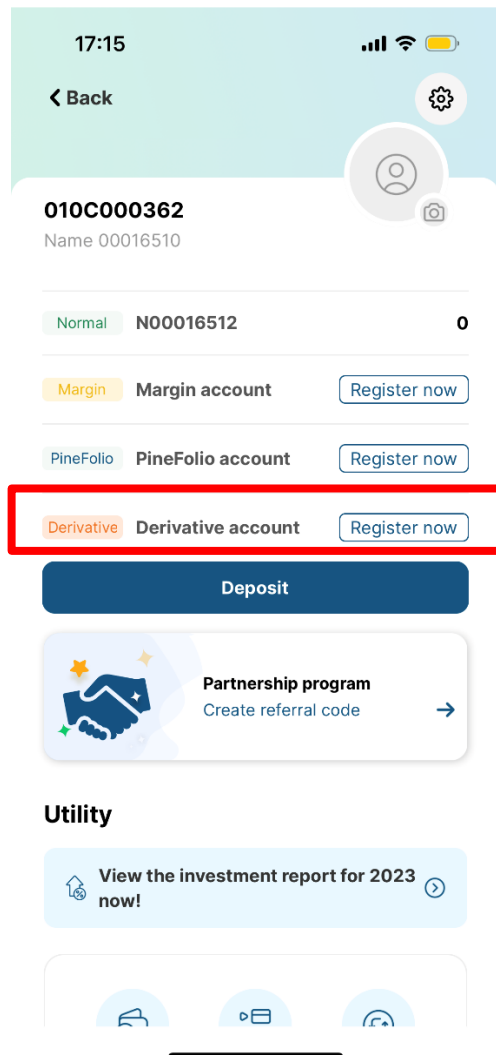
For foreign customers, please follow the instructions as follows:

<https://pinetree.vn/en/post/dich-vu/individual-customers/>

II. For customers who already have a basic securities account at Pinetree. Step 1: Login Alphatrading application:

Step 2: Open the Profile and select 'Register Now' beside the Derivatives Account section.

Step 3: Review your info carefully and read the terms and conditions when opening a Derivatives Account. Press 'Agree' to sign the contract.



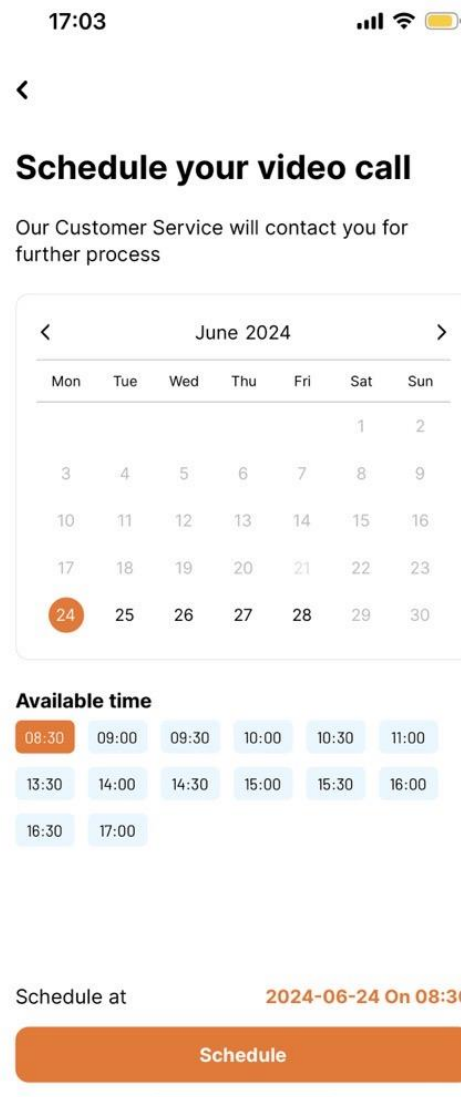
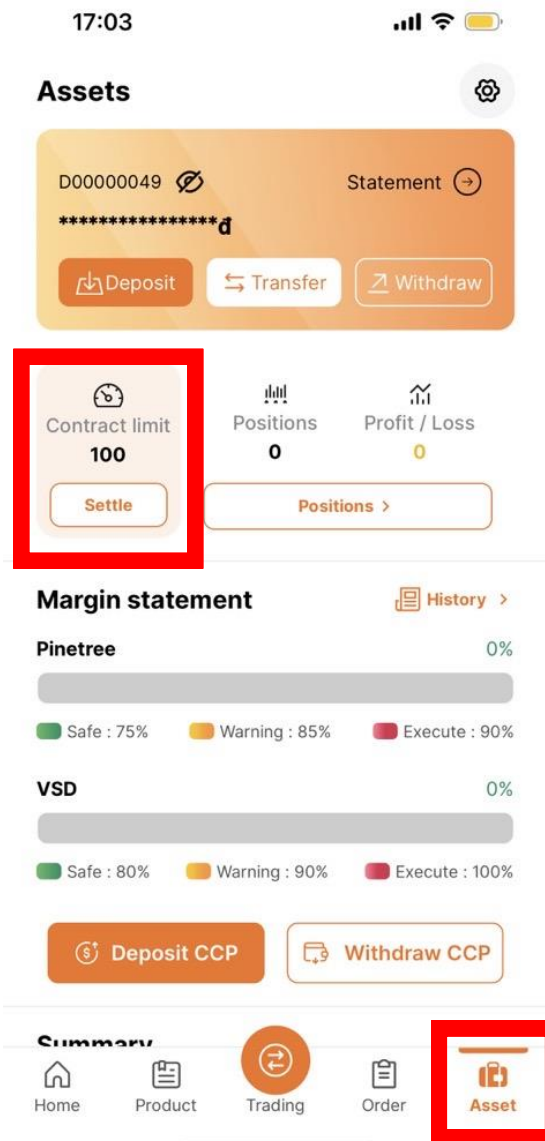
HOW TO REGISTER A DERIVATIVE ACCOUNT ON THE ALPHATRADING APPLICATION

Note: You can deposit funds into your account immediately after activation, but you can trade right after your account is successfully activated.

B. Instructions for upgrading the trading limit on the Alphetrading

Step 1: Go to Assets in the Derivatives mode, select “Schedule” in the Limits section

Step 2: Select the time slot to make the authentication call to increase the limit to maximum



After successfully scheduling a video call, a confirmation email will be sent to customers. Customer Service will contact you to make a call. Please prepare the necessary documents according to the instructions in the email.