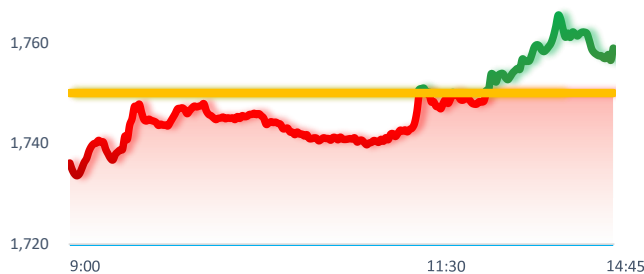
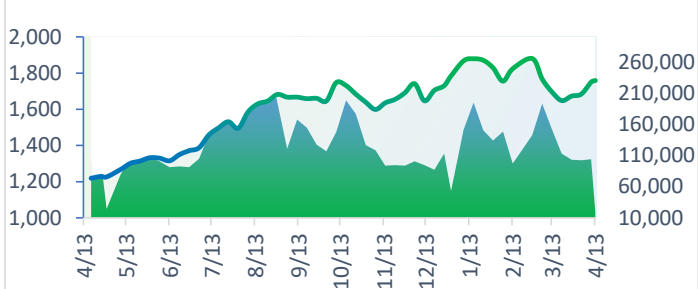


| TTCK VIỆT NAM | | 1D | YTD |
|------------------------|-----------|--------|--------|
| VN-INDEX | 1,758.96 | 0.51% | -1.43% |
| HNX | 251.66 | -0.10% | 1.16% |
| VN30 | 1,925.66 | -0.13% | -5.17% |
| UPCOM | 127.70 | 0.25% | 5.56% |
| GT mua ròng NĐTNN (tỷ) | -123.24 | | |
| Tổng GTGD (tỷ) | 24,501.91 | -9.48% | |

VNIndex có phiên giao dịch khá tích cực bất chấp áp lực từ việc Mỹ và Iran đàm phán thất bại vào cuối tuần cũng như tình hình giá dầu tăng trở lại trên mức 100 USD/thùng. Đầu tư công, BĐS, Chứng khoán là những nhóm cổ phiếu tích cực nhất hôm nay. Trong khi đó, công nghệ, hóa chất và bán lẻ lại khá tiêu cực.

INTRADAY VNINDEX 13/4/2026

VNINDEX (1Y)


| ETF & PHÁI SINH | | 1D | YTD |
|-----------------|---------|--------|--------|
| E1VFN30 | 34,050 | -0.44% | -5.65% |
| FUEMAV30 | 23,480 | 0.13% | -5.36% |
| FUESSV30 | 24,100 | -0.12% | -5.45% |
| FUESSV50 | 30,490 | -0.65% | 7.28% |
| FUESSVFL | 29,870 | -0.57% | -1.61% |
| FUEVFVND | 37,140 | -0.40% | -3.03% |
| FUEVN100 | 25,350 | 0.12% | -0.67% |
| 4111G4000 | 1,932.2 | 0.06% | |
| 4111G5000 | 1,935.0 | 0.10% | |
| 4111G6000 | 1,931.9 | 0.09% | |
| 4111G9000 | 1,930.2 | 0.40% | |

THAY ĐỔI GIÁ TẠI CÁC NGÀNH


| THỊ TRƯỜNG THẾ GIỚI | | 1D | YTD |
|----------------------|-----------|--------|---------|
| Nikkei 225 | 56,571.50 | 0.40% | 12.38% |
| Shanghai | 3,988.56 | 0.06% | 0.50% |
| Hang Seng | 25,660.85 | -0.90% | 0.12% |
| Kospi | 5,808.62 | -0.86% | 37.84% |
| BSE Sensex | 76,797.01 | -0.97% | -10.00% |
| STI (Singapore) | 4,974.87 | -0.29% | 7.07% |
| SET (Thái Lan) | 1506.84 | 1.15% | 19.62% |
| Dầu Brent (\$/thùng) | 95.20 | -0.75% | 56.71% |
| Vàng (\$/ounce) | 4,748.18 | -0.37% | 9.65% |

Chứng khoán Châu Á chìm trong sắc đỏ theo diễn biến đàm phán chiến sự của Mỹ-Iran cũng như gián đoạn tại eo biển Hormuz tiếp diễn. Cổ phiếu công nghệ ở thị trường Hồng Kông Trung Quốc giảm bất chấp ông lớn chip Đài Loan là TSMC công bố doanh thu Q1 tăng 35% so với cùng kỳ

| KINH TẾ VĨ MÔ | | 1D (bps) | YTD (bps) |
|------------------------|--------|----------|-----------|
| Lãi suất liên NH | 6.03% | -100 | -208 |
| Lãi suất tiết kiệm 12T | 5.20% | 0 | 60 |
| TPCP - 5 năm | 3.90% | 5 | 54 |
| TPCP - 10 năm | 4.19% | 2 | 28 |
| USD/VND | 26,361 | 0.00% | -0.06% |
| EUR/VND | 31,557 | -0.03% | -0.30% |
| CNY/VND | 3,918 | 0.05% | 2.52% |

Giá vàng trong nước hôm nay 13/4 tiếp tục giảm mạnh trong phiên chiều đầu tuần khi vàng SJC, nhẫn tròn trơn và nữ trang đồng loạt mất từ 200.000 đến 1,5 triệu đồng/lượng. Diễn biến này kéo mặt bằng giá vàng trong nước lùi về quanh mốc 171,5 triệu đồng/lượng, nối dài xu hướng suy yếu từ cuối tuần trước.

LỊCH SỰ KIỆN

| Mã | Ngày GDKHQ | Ngày ĐKCC | Ngày thực hiện | Loại | Tỉ lệ | Giá trị |
|-----|------------|------------|----------------|----------|-------|---------|
| LBM | 03/31/2026 | 04/01/2026 | 03/31/2026 | Cổ phiếu | 25% | - |
| MBS | 04/02/2026 | 04/03/2026 | 04/02/2026 | Cổ phiếu | 50% | - |
| BSH | 04/08/2026 | 04/09/2026 | 04/24/2026 | Tiền mặt | 15% | 1,500 |
| NBE | 04/09/2026 | 04/10/2026 | 09/16/2026 | Tiền mặt | 11% | 1,100 |
| BWA | 04/16/2026 | 04/17/2026 | 05/15/2026 | Tiền mặt | 5% | 450 |
| NAG | 04/16/2026 | 04/17/2026 | 04/16/2026 | Cổ phiếu | 50% | - |
| CDC | 04/17/2026 | 04/20/2026 | 04/17/2026 | Cổ phiếu | 100% | - |

TIN TỨC CHỌN LỌC

Quốc hội xem xét việc thành lập TP Đồng Nai trực thuộc Trung ương trong tháng 4;

TP HCM đề xuất miễn giảm thu phí đường bộ đối với xe khách;

SGI Capital: Tiền mặt sẽ dần lên ngôi khi thị trường chứng khoán bước vào pha phòng thủ;

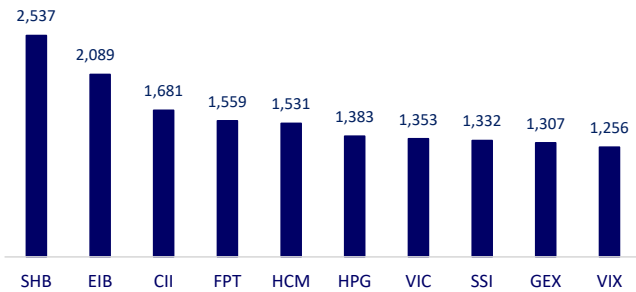
Mỹ phong toả eo biển Hormuz, chặn mọi tàu đến và đi;

Ông Trump: Giá xăng dầu ở Mỹ có thể neo cao đến tháng 11;

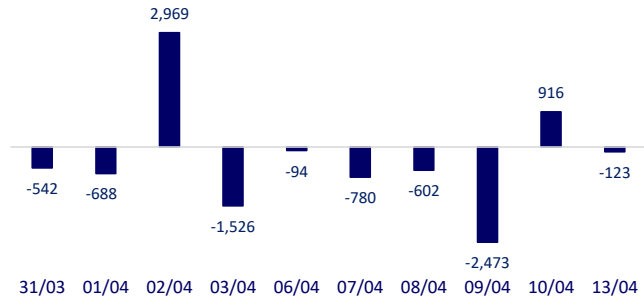
Trung Quốc sắp cấm xuất khẩu axit sulfuric.

| | Đóng cửa | 1D | 5D | KL mua | KL bán | Nội dung |
|-----|----------|--------|--------|-------------|-------------|--|
| VCB | 59,200 | -1.00% | 2.07% | 10,178,117 | 8,255,736 | Em trai Tổng giám đốc Vietcombank được đề cử vào Hội đồng quản trị SMC. |
| BID | 40,350 | -1.10% | 2.54% | 12,983,479 | 9,117,481 | |
| CTG | 34,800 | -0.57% | 3.26% | 9,372,721 | 9,941,120 | |
| TCB | 31,900 | -1.09% | 9.81% | 20,506,983 | 20,404,642 | |
| VPB | 26,900 | -1.47% | 5.08% | 29,635,132 | 29,611,464 | |
| MBB | 26,450 | -0.94% | 3.12% | 63,043,007 | 25,450,673 | |
| HDB | 25,900 | -0.96% | 1.17% | 20,172,404 | 18,839,282 | |
| TPB | 16,350 | 0.31% | 3.15% | 16,683,520 | 14,471,807 | |
| STB | 67,300 | 0.60% | 9.97% | 8,046,254 | 11,542,070 | |
| VIB | 17,750 | 1.72% | 6.61% | 32,491,556 | 36,649,604 | |
| ACB | 23,750 | -0.42% | 2.15% | 15,570,214 | 14,389,508 | BSR tăng 2.24% bất chấp thông tin doanh nghiệp đặt kế hoạch lợi nhuận giảm hơn 58% trong cuộc họp ĐHCĐ 2026 diễn ra hôm nay. |
| SHB | 15,000 | -2.60% | 3.45% | 179,464,427 | 194,989,307 | |
| SSB | 17,100 | -0.29% | 2.09% | 7,640,122 | 7,914,745 | |
| LPB | 47,950 | -2.74% | 4.01% | 4,673,358 | 4,568,598 | |
| GAS | 80,700 | 0.00% | 2.80% | 1,343,497 | 2,085,238 | |
| PLX | 40,700 | -1.09% | 4.63% | 5,181,305 | 6,338,532 | |
| VIC | 160,000 | 5.47% | 12.99% | 7,108,704 | 6,257,165 | |
| VHM | 122,900 | 1.49% | 5.04% | 7,061,042 | 6,359,088 | |
| VRE | 27,550 | 0.18% | 6.99% | 7,201,033 | 7,039,358 | |
| VNM | 62,800 | 0.00% | 3.12% | 4,949,985 | 5,382,596 | |
| MSN | 77,000 | -1.28% | 2.26% | 7,244,264 | 7,649,810 | Masan đặt mục tiêu lợi nhuận tối đa 7.900 tỷ đồng trong năm 2026. |
| SAB | 45,450 | -0.76% | 2.36% | 755,711 | 891,146 | |
| BCM | 55,400 | -0.18% | 5.52% | 1,037,680 | 1,025,489 | |
| DGC | 54,300 | 0.56% | 2.45% | 4,620,716 | 4,822,547 | |
| VJC | 166,800 | -0.12% | 2.14% | 1,610,531 | 1,849,505 | |
| FPT | 76,000 | -2.19% | 2.84% | 15,023,052 | 12,876,367 | |
| MWG | 81,300 | -0.25% | 3.83% | 8,862,160 | 7,548,321 | |
| GVR | 32,600 | -3.12% | 3.66% | 5,427,762 | 6,180,782 | |
| SSI | 28,400 | -0.70% | 5.38% | 36,710,225 | 37,835,686 | |
| HPG | 27,800 | -0.71% | 3.54% | 42,264,574 | 46,069,737 | |

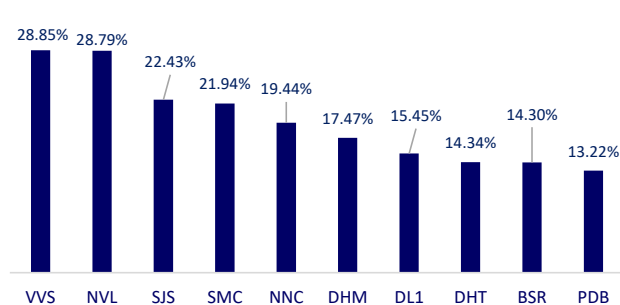
Top CP có tổng giá trị giao dịch cao nhất (tỷ đồng)



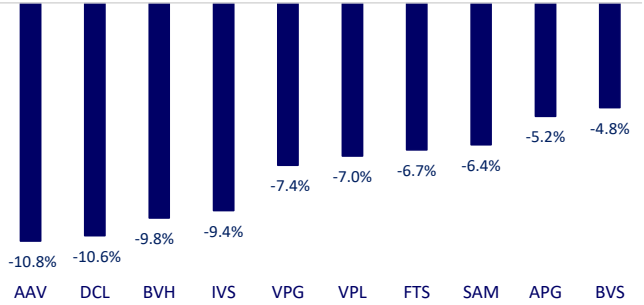
Dòng tiền NĐTNN 10 phiên gần nhất (tỷ đồng)



Top tăng 3 phiên có thanh khoản

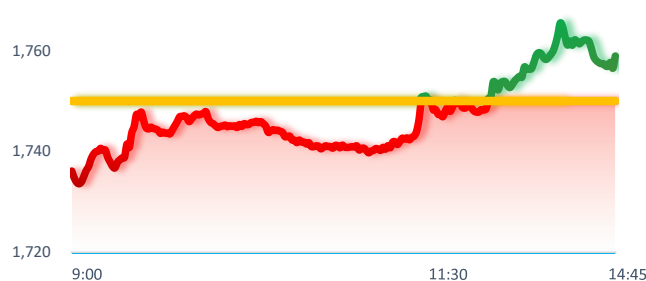
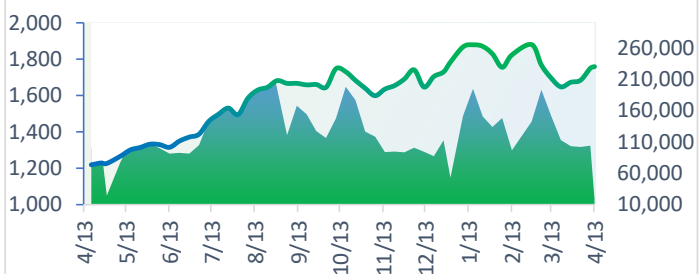


Top giảm 3 phiên có thanh khoản

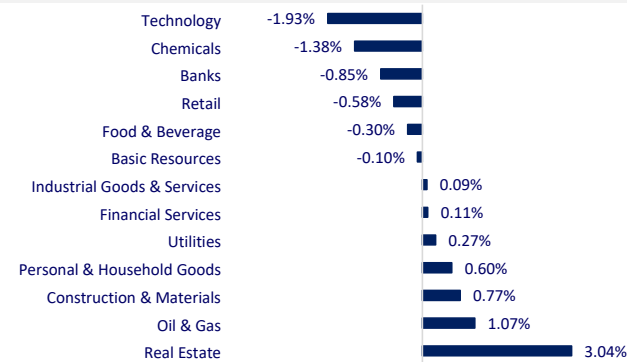


| VIETNAM STOCK MARKET | | 1D | YTD |
|-------------------------|-----------|--------|--------|
| VN-INDEX | 1,758.96 | 0.51% | -1.43% |
| HNX | 251.66 | -0.10% | 1.16% |
| VN30 | 1,925.66 | -0.13% | -5.17% |
| UPCOM | 127.70 | 0.25% | 5.56% |
| Net Foreign buy (B) | -123.24 | | |
| Total trading value (B) | 24,501.91 | -9.48% | |

VNIndex had a fairly positive trading session despite the pressure from the failed negotiations of the US and Iran over the weekend as well as the situation of oil prices rising again above 100 USD/barrel. Public investment, real estate, and securities were the most actives today. Meanwhile, technology, chemicals and retail were quite negative.

INTRADAY VNINDEX 4/13/2026

VNINDEX (1Y)


| ETF & DERIVATIVES | | 1D | YTD |
|-------------------|---------|--------|--------|
| E1FVN30 | 34,050 | -0.44% | -5.65% |
| FUEMAV30 | 23,480 | 0.13% | -5.36% |
| FUESSV30 | 24,100 | -0.12% | -5.45% |
| FUESSV50 | 30,490 | -0.65% | 7.28% |
| FUESSVFL | 29,870 | -0.57% | -1.61% |
| FUEVFND | 37,140 | -0.40% | -3.03% |
| FUEVN100 | 25,350 | 0.12% | -0.67% |
| 4111G4000 | 1,932.2 | 0.06% | |
| 4111G5000 | 1,935.0 | 0.10% | |
| 4111G6000 | 1,931.9 | 0.09% | |
| 4111G9000 | 1,930.2 | 0.40% | |

CHANGE IN PRICE BY SECTOR


| GLOBAL MARKET | | 1D | YTD |
|-----------------------|-----------|--------|---------|
| Nikkei 225 | 56,571.50 | 0.40% | 12.38% |
| Shanghai Component | 3,988.56 | 0.06% | 0.50% |
| Hang Seng | 25,660.85 | -0.90% | 0.12% |
| Kospi | 5,808.62 | -0.86% | 37.84% |
| BSE Sensex | 76,797.01 | -0.97% | -10.00% |
| STI (Singapore) | 4,974.87 | -0.29% | 7.07% |
| SET (Thailand) | 1,506.84 | 1.15% | 19.62% |
| Brent oil (\$/barrel) | 95.20 | -0.75% | 56.71% |
| Gold (\$/ounce) | 4,748.18 | -0.37% | 9.65% |

Asian stocks were in the red as the U.S.-Iran war talks as well as disruptions in the Strait of Hormuz continued. Technology stocks in the Hong Kong Chinese market fell despite Taiwanese chip giant TSMC announcing a 35% year-on-year increase in Q1 revenue

| VIETNAM ECONOMY | | 1D (bps) | YTD (bps) |
|----------------------|--------|----------|-----------|
| Vnibor | 6.03% | -100 | -208 |
| Deposit interest 12M | 5.20% | 0 | 60 |
| 5 year-Gov. Bond | 3.90% | 5 | 54 |
| 10 year-Gov. Bond | 4.19% | 2 | 28 |
| USD/VND | 26,361 | 0.00% | -0.06% |
| EUR/VND | 31,557 | -0.03% | -0.30% |
| CNY/VND | 3,918 | 0.05% | 2.52% |

Domestic gold prices today 13/4 continued to fall sharply in the afternoon session at the beginning of the week when SJC gold, plain round rings and jewelry simultaneously lost from 200,000 to 1.5 million VND/ton. This development pulled the domestic gold price back to around the mark of 171.5 million VND/ton, extending the weakening trend from the end of last week.

EVENT CALENDAR

| Ticker | Ex-right Date | Last register | Exercise Date | Type | Rate | Value |
|--------|---------------|---------------|---------------|-------|------|-------|
| LBM | 3/31/2026 | 4/1/2026 | 3/31/2026 | Stock | 25% | |
| MBS | 4/2/2026 | 4/3/2026 | 4/2/2026 | Stock | 50% | |
| BSH | 4/8/2026 | 4/9/2026 | 4/24/2026 | Cash | 15% | 1,500 |
| NBE | 4/9/2026 | 4/10/2026 | 9/16/2026 | Cash | 11% | 1,100 |
| BWA | 4/16/2026 | 4/17/2026 | 5/15/2026 | Cash | 5% | 450 |
| NAG | 4/16/2026 | 4/17/2026 | 4/16/2026 | Stock | 50% | |
| CDC | 4/17/2026 | 4/20/2026 | 4/17/2026 | Stock | 100% | |

SELECTED NEWS

The National Assembly considers the establishment of Dong Nai City directly under the Central Government in April;

Ho Chi Minh City proposes to exempt and reduce road tolls for passenger cars;

SIG Capital: Cash will gradually take the throne as the stock market enters the defensive phase;

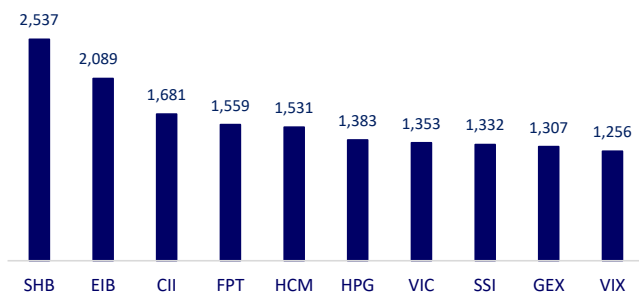
The U.S. blockades the Strait of Hormuz, blocking all incoming and outgoing ships;

Mr. Trump: Gasoline prices in the US may anchor high until November;

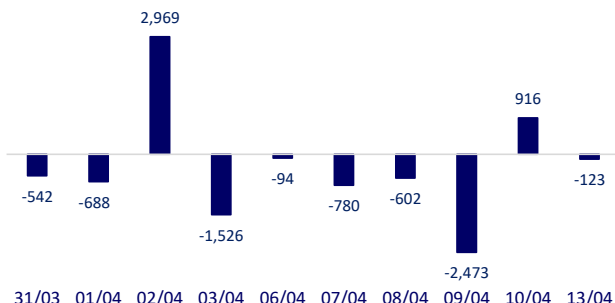
China is about to ban the export of sulfuric acid.

| | Close | 1D | 5D | Buying vol. | Selling vol. | Content |
|-----|---------|--------|--------|-------------|--------------|--|
| VCB | 59,200 | -1.00% | 2.07% | 10,178,117 | 8,255,736 | The younger brother of the General Director of Vietcombank was nominated to the Board of Directors of SMC. |
| BID | 40,350 | -1.10% | 2.54% | 12,983,479 | 9,117,481 | |
| CTG | 34,800 | -0.57% | 3.26% | 9,372,721 | 9,941,120 | |
| TCB | 31,900 | -1.09% | 9.81% | 20,506,983 | 20,404,642 | |
| VPB | 26,900 | -1.47% | 5.08% | 29,635,132 | 29,611,464 | |
| MBB | 26,450 | -0.94% | 3.12% | 63,043,007 | 25,450,673 | |
| HDB | 25,900 | -0.96% | 1.17% | 20,172,404 | 18,839,282 | |
| TPB | 16,350 | 0.31% | 3.15% | 16,683,520 | 14,471,807 | |
| STB | 67,300 | 0.60% | 9.97% | 8,046,254 | 11,542,070 | |
| VIB | 17,750 | 1.72% | 6.61% | 32,491,556 | 36,649,604 | |
| ACB | 23,750 | -0.42% | 2.15% | 15,570,214 | 14,389,508 | BSR increased by 2.24% despite the information that the company plans to reduce profit by more than 58% at the 2026 AGM today. |
| SHB | 15,000 | -2.60% | 3.45% | 179,464,427 | 194,989,307 | |
| SSB | 17,100 | -0.29% | 2.09% | 7,640,122 | 7,914,745 | |
| LPB | 47,950 | -2.74% | 4.01% | 4,673,358 | 4,568,598 | |
| GAS | 80,700 | 0.00% | 2.80% | 1,343,497 | 2,085,238 | |
| PLX | 40,700 | -1.09% | 4.63% | 5,181,305 | 6,338,532 | |
| VIC | 160,000 | 5.47% | 12.99% | 7,108,704 | 6,257,165 | |
| VHM | 122,900 | 1.49% | 5.04% | 7,061,042 | 6,359,088 | |
| VRE | 27,550 | 0.18% | 6.99% | 7,201,033 | 7,039,358 | |
| VNM | 62,800 | 0.00% | 3.12% | 4,949,985 | 5,382,596 | |
| MSN | 77,000 | -1.28% | 2.26% | 7,244,264 | 7,649,810 | Masan aims to make a maximum profit of VND 7,900 billion in 2026. |
| SAB | 45,450 | -0.76% | 2.36% | 755,711 | 891,146 | |
| BCM | 55,400 | -0.18% | 5.52% | 1,037,680 | 1,025,489 | |
| DGC | 54,300 | 0.56% | 2.45% | 4,620,716 | 4,822,547 | |
| VJC | 166,800 | -0.12% | 2.14% | 1,610,531 | 1,849,505 | |
| FPT | 76,000 | -2.19% | 2.84% | 15,023,052 | 12,876,367 | |
| MWG | 81,300 | -0.25% | 3.83% | 8,862,160 | 7,548,321 | |
| GVR | 32,600 | -3.12% | 3.66% | 5,427,762 | 6,180,782 | |
| SSI | 28,400 | -0.70% | 5.38% | 36,710,225 | 37,835,686 | |
| HPG | 27,800 | -0.71% | 3.54% | 42,264,574 | 46,069,737 | |

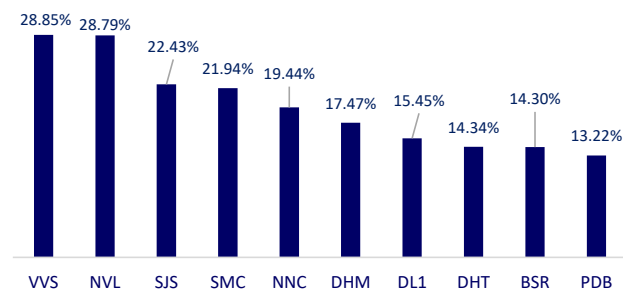
Top highest total traded value stocks (Billion VND)



Foreign net flow 10 nearest sessions (Billion VND)



Top increases in 3 sessions with liquidity



Top decreases in 3 sessions with liquidity

