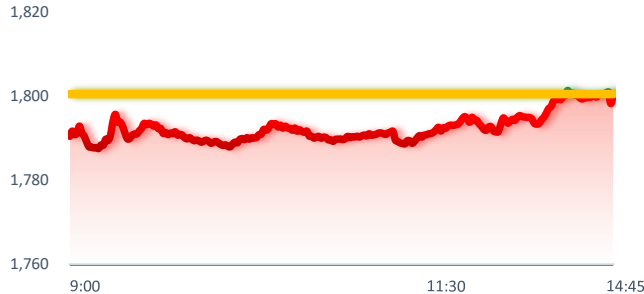
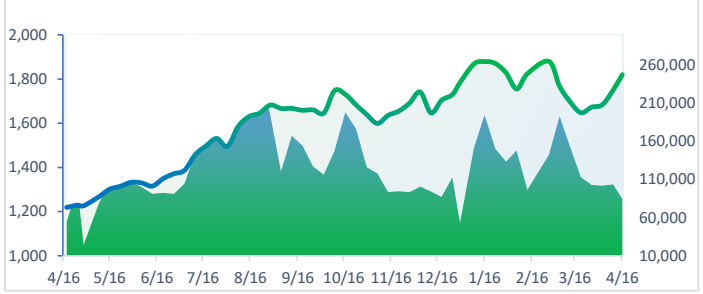
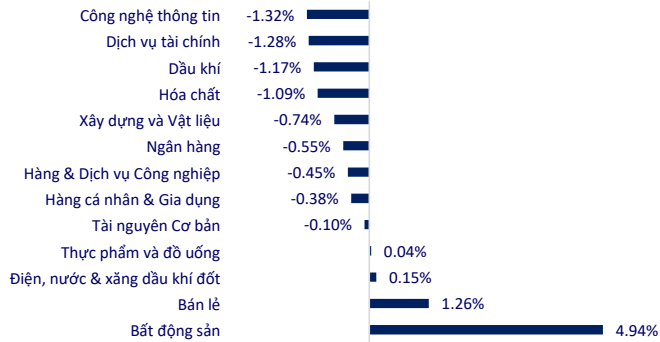


TTCK VIỆT NAM		1D	YTD
VN-INDEX	1,819.83	1.07%	1.98%
HNX	256.49	1.49%	3.10%
VN30	1,979.19	0.90%	-2.53%
UPCOM	128.22	-0.49%	5.99%
GT mua ròng NĐTNN (tỷ)	-1,129.86		
Tổng GTGD (tỷ)	29,543.64	-4.59%	

Phiên đảo hạn phái sinh, tiếp tục là bộ đôi VIC VHM tạo lập điểm số cho VN-Index. Bất động sản tiếp tục là ngành có mức tăng ấn tượng nhất. Ở chiều ngược lại, công nghệ và chứng khoán lần lượt là các nhóm tiêu cực nhất.

INTRADAY VNINDEX 16/4/2026

VNINDEX (1Y)


ETF & PHÁI SINH		1D	YTD
E1VFN30	34,900	0.75%	-3.30%
FUEMAV30	24,000	1.10%	-3.26%
FUESSV30	24,790	1.81%	-2.75%
FUESSV50	30,000	0.67%	5.56%
FUESSVFL	29,820	-0.27%	-1.78%
FUEVFVND	36,850	-0.41%	-3.79%
FUEVN100	25,800	-0.39%	1.10%
4111G4000	1,980.5	0.99%	
4111G5000	1,971.9	0.76%	
4111G6000	1,969.9	0.67%	
4111G9000	1,973.7	0.78%	

THAY ĐỔI GIÁ TẠI CÁC NGÀNH


THỊ TRƯỜNG THẾ GIỚI		1D	YTD
Nikkei 225	59,575.50	1.70%	18.35%
Shanghai	4,055.55	0.70%	2.18%
Hang Seng	26,394.00	1.72%	2.98%
Kospi	6,226.05	2.21%	47.74%
BSE Sensex	77,909.94	-0.26%	-8.69%
STI (Singapore)	5,010.04	-0.22%	7.83%
SET (Thái Lan)	1496.95	-0.66%	18.84%
Dầu Brent (\$/thùng)	94.79	-4.60%	56.03%
Vàng (\$/ounce)	4,798.00	-0.82%	10.80%

Chỉ số Nikkei 225 của Nhật Bản đạt mức cao kỷ lục khi hy vọng về thỏa thuận Mỹ-Iran đạt được đã thúc đẩy đà tăng điểm trên diện rộng của thị trường chứng khoán châu Á.

KINH TẾ VĨ MÔ		1D (bps)	YTD (bps)
Lãi suất liên NH	5.35%	15	-275
Lãi suất tiết kiệm 12T	5.20%	0	60
TPCP - 5 năm	3.93%	-3	57
TPCP - 10 năm	4.26%	1	35
USD/VND	26,357	0.00%	-0.08%
EUR/VND	31,884	0.10%	0.73%
CNY/VND	3,924	-0.05%	2.67%

Trưa ngày 15/4, Công ty SJC niêm yết giá vàng miếng tại 171,5 - 174,5 triệu đồng một lượng, tăng 1,5 triệu đồng so với cuối ngày hôm qua. Với mức tăng mỗi lượng như vậy hiện giá vàng ghi nhận mức nhất một tuần qua.

LỊCH SỰ KIỆN

Mã	Ngày GDKHQ	Ngày ĐKCC	Ngày thực hiện	Loại	Tỉ lệ	Giá trị
LBM	03/31/2026	04/01/2026	03/31/2026	Cổ phiếu	25%	-
MBS	04/02/2026	04/03/2026	04/02/2026	Cổ phiếu	50%	-
BSH	04/08/2026	04/09/2026	04/24/2026	Tiền mặt	15%	1,500
NBE	04/09/2026	04/10/2026	09/16/2026	Tiền mặt	11%	1,100
BWA	04/16/2026	04/17/2026	05/15/2026	Tiền mặt	5%	450
NAG	04/16/2026	04/17/2026	04/16/2026	Cổ phiếu	50%	-
CDC	04/17/2026	04/20/2026	04/17/2026	Cổ phiếu	100%	-

TIN TỨC CHỌN LỌC

Thủ tướng Lê Minh Hưng điện đàm với Thủ tướng Singapore Lawrence Wong;

Thương mại Việt - Trung đặt mục tiêu 300 tỉ USD;

Đề xuất Trung Quốc mở cửa tối đa cho hàng hóa của Việt Nam;

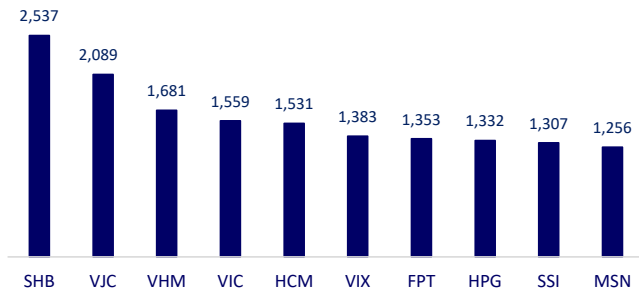
Tăng trưởng kinh tế Trung Quốc mạnh hơn dự kiến, đạt 5% trong quý I;

Mỹ và Iran cân nhắc gia hạn ngừng bắn hai tuần, tạo điều kiện cho đàm phán hòa bình;

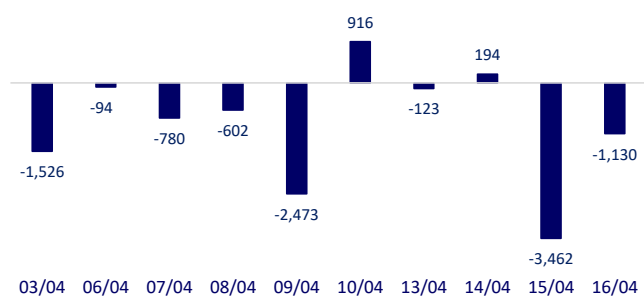
Mỹ hoàn trả 166 tỷ USD thuế quan cho doanh nghiệp.

	Đóng cửa	1D	5D	KL mua	KL bán	Nội dung	
VCB	59,400	-0.83%	0.00%	8,425,988	9,148,348	VCB bất ngờ tăng điểm và đóng vai trò giữ nhịp cho thị trường.	
BID	40,200	-0.25%	-0.99%	8,282,964	8,438,839		
CTG	34,600	-1.28%	-1.14%	10,026,226	13,336,874		
TCB	31,900	0.16%	3.24%	17,503,372	17,294,285		
VPB	27,600	0.91%	1.85%	28,472,404	29,061,785		
MBB	26,300	-1.13%	-0.75%	45,761,348	21,339,222		
HDB	26,100	-0.95%	0.19%	26,212,114	28,187,855		
TPB	16,250	-0.91%	0.00%	14,007,339	12,083,104		
STB	63,800	-0.78%	-3.77%	9,103,925	8,270,528		
VIB	17,150	-1.15%	0.00%	21,794,075	24,878,451		
ACB	23,650	-0.63%	-0.84%	21,940,663	21,182,300	Doanh thu PV Power trong quý I lập đỉnh, lợi nhuận tăng 79% so với cùng kỳ.	
SHB	15,550	0.97%	0.32%	268,125,425	335,540,907		
SSB	16,650	-1.48%	-2.92%	2,756,606	3,812,058		
LPB	47,300	-0.84%	-1.46%	1,663,065	1,316,032		
GAS	78,400	-1.01%	0.00%	1,811,896	2,017,462		
PLX	39,100	-1.76%	-1.01%	5,605,655	5,695,015		
VIC	189,300	6.95%	26.88%	17,201,483	10,333,069		Vingroup làm tuyến đường quốc lộ dài 36km, đoạn từ nút giao Vành đai 1 - hầm Kim Liên đến nút giao cầu Giẽ.
VHM	143,100	4.45%	17.30%	14,461,864	16,208,280		
VRE	29,600	1.02%	7.25%	22,871,975	30,131,397		CEO Masan đăng ký mua vào hơn 4 triệu cổ phiếu để thể hiện sự cam kết dài hạn.
VNM	61,100	-0.33%	-1.13%	4,391,120	5,012,939		
MSN	78,000	1.04%	0.00%	10,946,777	12,897,977	FPT, GVR, MWG đóng cửa thấp nhất phiên khi dòng tiền rút ra để tập trung vào nhóm cổ phiếu Vingroup.	
SAB	45,750	-0.87%	1.44%	847,749	969,641		
BCM	55,000	0.73%	-0.36%	1,068,026	1,134,972		
DGC	54,900	0.55%	3.39%	3,697,608	3,876,547		
VJC	178,200	0.00%	7.35%	11,558,069	12,485,037		
FPT	74,100	-1.33%	-5.36%	22,131,725	18,082,829		
MWG	81,300	1.63%	0.74%	9,254,255	11,024,555		
GVR	32,200	-2.42%	-1.83%	4,303,387	6,125,260		
SSI	28,850	0.52%	0.35%	39,738,146	50,496,811		
HPG	27,950	-0.36%	-1.06%	50,824,640	54,192,968		

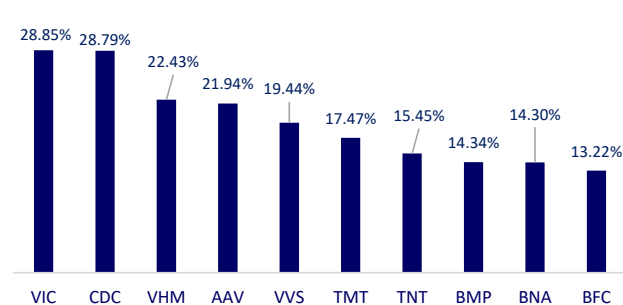
Top CP có tổng giá trị giao dịch cao nhất (tỷ đồng)



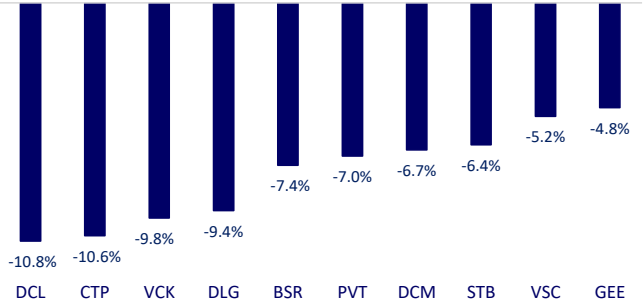
Dòng tiền NĐTNN 10 phiên gần nhất (tỷ đồng)



Top tăng 3 phiên có thanh khoản

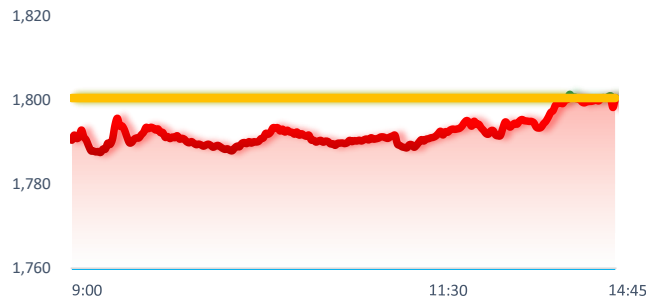
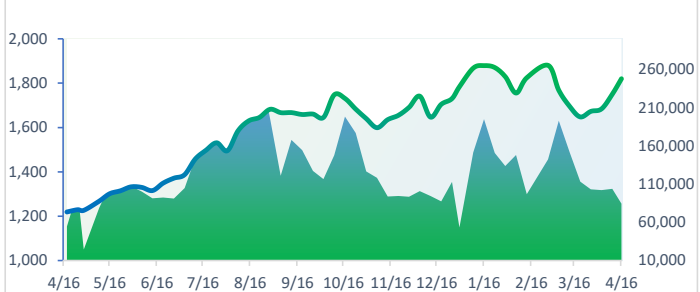


Top giảm 3 phiên có thanh khoản

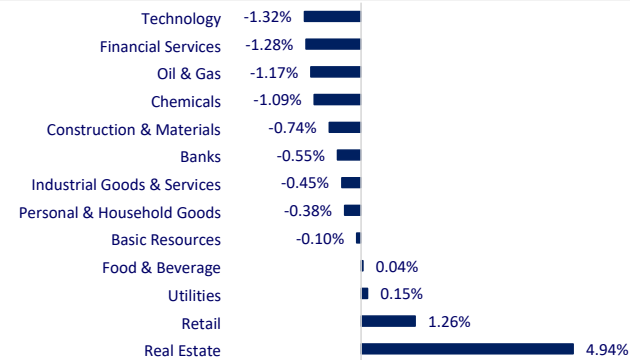


VIETNAM STOCK MARKET		1D	YTD
VN-INDEX	1,819.83	1.07%	1.98%
HNX	256.49	1.49%	3.10%
VN30	1,979.19	0.90%	-2.53%
UPCOM	128.22	-0.49%	5.99%
Net Foreign buy (B)	-1,129.86		
Total trading value (B)	29,543.64	-4.59%	

The derivatives maturity session continued to be the VIC VHM duo that created a score for the VN-Index. Real estate continues to be the industry with the most impressive increase. On the other hand, technology and stocks are the most negative groups, respectively.

INTRADAY VNINDEX 4/16/2026

VNINDEX (1Y)


ETF & DERIVATIVES		1D	YTD
E1FVN30	34,900	0.75%	-3.30%
FUEMAV30	24,000	1.10%	-3.26%
FUESSV30	24,790	1.81%	-2.75%
FUESSV50	30,000	0.67%	5.56%
FUESSVFL	29,820	-0.27%	-1.78%
FUEFVND	36,850	-0.41%	-3.79%
FUEVN100	25,800	-0.39%	1.10%
4111G4000	1,980.5	0.99%	
4111G5000	1,971.9	0.76%	
4111G6000	1,969.9	0.67%	
4111G9000	1,973.7	0.78%	

CHANGE IN PRICE BY SECTOR


GLOBAL MARKET		1D	YTD
Nikkei 225	59,575.50	1.70%	18.35%
Shanghai Component	4,055.55	0.70%	2.18%
Hang Seng	26,394.00	1.72%	2.98%
Kospi	6,226.05	2.21%	47.74%
BSE Sensex	77,909.94	-0.26%	-8.69%
STI (Singapore)	5,010.04	-0.22%	7.83%
SET (Thailand)	1,496.95	-0.66%	18.84%
Brent oil (\$/barrel)	94.79	-4.60%	56.03%
Gold (\$/ounce)	4,798.00	-0.82%	10.80%

Asian markets mostly rose on Wednesday, following the rally of the US stock market last night. A White House official told CNBC on Tuesday that a second round of talks between Washington and Tehran is being discussed. The official said nothing had been formally scheduled, and requested anonymity to discuss the administration's internal plans.

VIETNAM ECONOMY		1D (bps)	YTD (bps)
Vnibor	5.35%	15	-275
Deposit interest 12M	5.20%	0	60
5 year-Gov. Bond	3.93%	-3	57
10 year-Gov. Bond	4.26%	1	35
USD/VND	26,357	0.00%	-0.08%
EUR/VND	31,884	0.10%	0.73%
CNY/VND	3,924	-0.05%	2.67%

At noon on April 15, SJC Company listed the price of gold bars at 171.5 - 174.5 million VND per amount, an increase of 1.5 million VND compared to the end of yesterday. With such an increase in each volume, the gold price has recorded the highest level in the past week.

EVENT CALENDAR

Ticker	Ex-right Date	Last register	Exercise Date	Type	Rate	Value
LBM	3/31/2026	4/1/2026	3/31/2026	Stock	25%	
MBS	4/2/2026	4/3/2026	4/2/2026	Stock	50%	
BSH	4/8/2026	4/9/2026	4/24/2026	Cash	15%	1,500
NBE	4/9/2026	4/10/2026	9/16/2026	Cash	11%	1,100
BWA	4/16/2026	4/17/2026	5/15/2026	Cash	5%	450
NAG	4/16/2026	4/17/2026	4/16/2026	Stock	50%	
CDC	4/17/2026	4/20/2026	4/17/2026	Stock	100%	

SELECTED NEWS

Prime Minister Le Minh Hung held a telephone conversation with Singapore Prime Minister Lawrence Wong;

Vietnam-China trade sets a target of 300 billion USD;

Proposing China to open up to Vietnamese goods to the maximum;

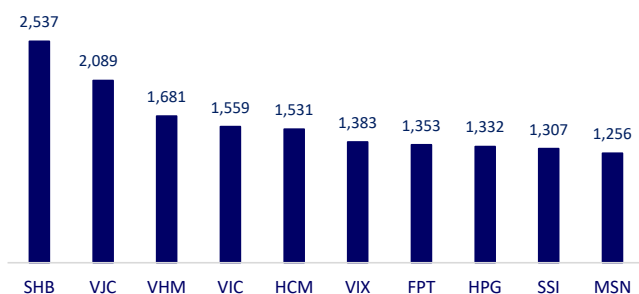
China's economic growth was stronger than expected, reaching 5% in the first quarter;

The US and Iran consider extending the ceasefire for two weeks, facilitating peace talks;

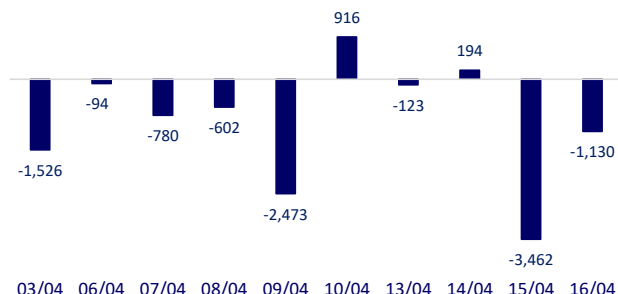
The US refunded \$166 billion in tariffs to businesses.

	Close	1D	5D	Buying vol.	Selling vol.	Content
VCB	59,400	-0.83%	0.00%	8,425,988	9,148,348	VCB suddenly increased and played a role in keeping the pace of the market.
BID	40,200	-0.25%	-0.99%	8,282,964	8,438,839	
CTG	34,600	-1.28%	-1.14%	10,026,226	13,336,874	
TCB	31,900	0.16%	3.24%	17,503,372	17,294,285	
VPB	27,600	0.91%	1.85%	28,472,404	29,061,785	
MBB	26,300	-1.13%	-0.75%	45,761,348	21,339,222	
HDB	26,100	-0.95%	0.19%	26,212,114	28,187,855	
TPB	16,250	-0.91%	0.00%	14,007,339	12,083,104	
STB	63,800	-0.78%	-3.77%	9,103,925	8,270,528	
VIB	17,150	-1.15%	0.00%	21,794,075	24,878,451	
ACB	23,650	-0.63%	-0.84%	21,940,663	21,182,300	PV Power's revenue in the first quarter peaked, profit increased by 79% over the same period.
SHB	15,550	0.97%	0.32%	268,125,425	335,540,907	
SSB	16,650	-1.48%	-2.92%	2,756,606	3,812,058	
LPB	47,300	-0.84%	-1.46%	1,663,065	1,316,032	
GAS	78,400	-1.01%	0.00%	1,811,896	2,017,462	
PLX	39,100	-1.76%	-1.01%	5,605,655	5,695,015	
VIC	189,300	6.95%	26.88%	17,201,483	10,333,069	
VHM	143,100	4.45%	17.30%	14,461,864	16,208,280	
VRE	29,600	1.02%	7.25%	22,871,975	30,131,397	
VNM	61,100	-0.33%	-1.13%	4,391,120	5,012,939	
MSN	78,000	1.04%	0.00%	10,946,777	12,897,977	Masan's CEO registered to buy more than 4 million shares to show his long-term commitment.
SAB	45,750	-0.87%	1.44%	847,749	969,641	FPT, GVR, MWG closed the lowest in the session when cash flows were withdrawn to focus on Vingroup stocks.
BCM	55,000	0.73%	-0.36%	1,068,026	1,134,972	
DGC	54,900	0.55%	3.39%	3,697,608	3,876,547	
VJC	178,200	0.00%	7.35%	11,558,069	12,485,037	
FPT	74,100	-1.33%	-5.36%	22,131,725	18,082,829	
MWG	81,300	1.63%	0.74%	9,254,255	11,024,555	
GVR	32,200	-2.42%	-1.83%	4,303,387	6,125,260	
SSI	28,850	0.52%	0.35%	39,738,146	50,496,811	
HPG	27,950	-0.36%	-1.06%	50,824,640	54,192,968	

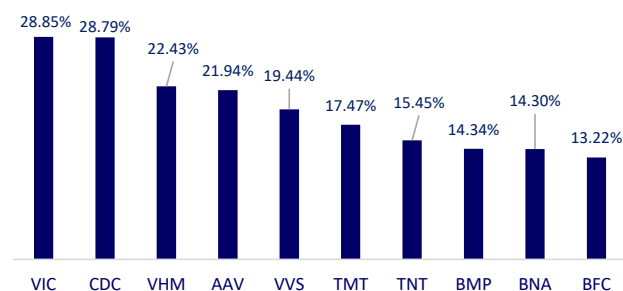
Top highest total traded value stocks (Billion VND)



Foreign net flow 10 nearest sessions (Billion VND)



Top increases in 3 sessions with liquidity



Top decreases in 3 sessions with liquidity

