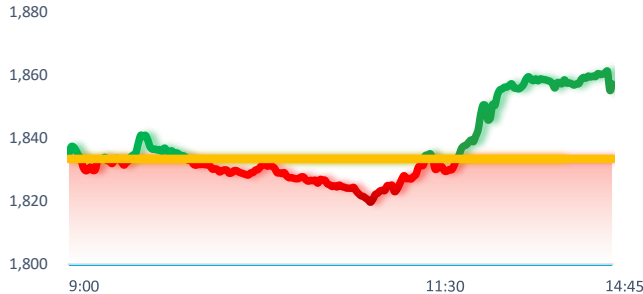
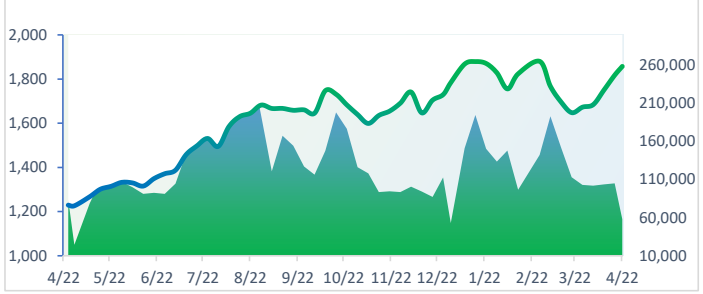
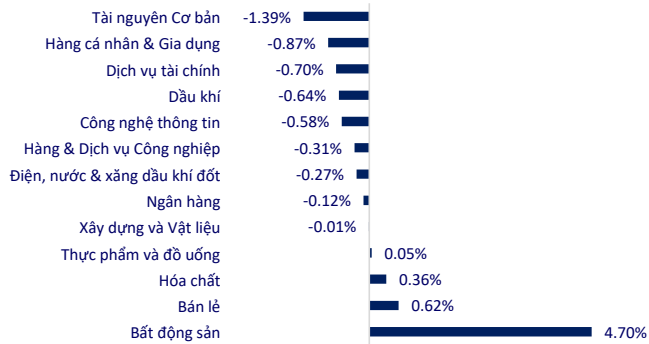


TTCK VIỆT NAM		1D	YTD
VN-INDEX	1,857.30	1.30%	4.08%
HNX	255.36	0.83%	2.65%
VN30	2,025.41	0.91%	-0.26%
UPCOM	128.86	-0.29%	6.52%
GT mua ròng NĐTNN (tỷ)	-427.62		
Tổng GTGD (tỷ)	23,561.02	-13.80%	

Phiên giao dịch 22/4, mức tăng của VN-Index bằng đúng số điểm đóng góp của VIC. Bất động sản là ngành có mức tăng ấn tượng nhất nhờ vào lực kéo của Vingroup. Ở chiều ngược lại, công nghệ và dầu khí lần lượt là những ngành tiêu cực nhất.

INTRADAY VNINDEX 22/4/2026

VNINDEX (1Y)


ETF & PHÁI SINH		1D	YTD
E1VFN30	35,500	0.20%	-1.63%
FUEMAV30	24,520	0.20%	-1.17%
FUESSV30	24,900	-0.68%	-2.31%
FUESSV50	29,990	0.23%	5.52%
FUESSVFL	29,600	-0.87%	-2.50%
FUEFVND	37,240	-1.09%	-2.77%
FUEVN100	26,100	-0.99%	2.27%
4111G5000	2,040.6	2.13%	
4111G6000	2,038.0	1.90%	
4111G9000	2,036.9	2.13%	
4111GC000	2,026.0	1.41%	

THAY ĐỔI GIÁ TẠI CÁC NGÀNH


THỊ TRƯỜNG THẾ GIỚI		1D	YTD
Nikkei 225	59,663.00	1.06%	18.52%
Shanghai	4,106.26	0.52%	3.46%
Hang Seng	26,182.50	-1.15%	2.15%
Kospi	6,417.93	0.46%	52.29%
BSE Sensex	78,611.44	-0.83%	-7.87%
STI (Singapore)	4,993.39	-0.43%	7.47%
SET (Thái Lan)	1482.19	-0.09%	17.66%
Dầu Brent (\$/thùng)	99.03	3.72%	63.01%
Vàng (\$/ounce)	4,720.28	-2.11%	9.00%

Thị trường châu Á hầu hết tăng điểm vào thứ Ba, đáng chú ý chỉ số Kospi của Hàn Quốc đạt mức cao kỷ lục mới, do được thúc đẩy bởi đà tăng mạnh của các cổ phiếu công nghệ.

KINH TẾ VĨ MÔ		1D (bps)	YTD (bps)
Lãi suất liên NH	5.85%	-16	-226
Lãi suất tiết kiệm 12T	5.90%	0	130
TPCP - 5 năm	3.96%	6	59
TPCP - 10 năm	4.31%	11	40
USD/VND	26,355	-0.01%	-0.08%
EUR/VND	31,698	-0.40%	0.14%
CNY/VND	3,919	-0.13%	2.56%

Giá các mặt hàng xăng dầu đồng loạt giảm từ 16h ngày 21/4. Trong đó, dầu diesel giảm tới hơn 3.100 đồng/lít, xuống dưới mốc 28.000 đồng/lít.

LỊCH SỰ KIỆN

Mã	Ngày GDKHQ	Ngày ĐKCC	Ngày thực hiện	Loại	Tỉ lệ	Giá trị
LBM	03/31/2026	04/01/2026	03/31/2026	Cổ phiếu	25%	-
MBS	04/02/2026	04/03/2026	04/02/2026	Cổ phiếu	50%	-
BSH	04/08/2026	04/09/2026	04/24/2026	Tiền mặt	15%	1,500
NBE	04/09/2026	04/10/2026	09/16/2026	Tiền mặt	11%	1,100
BWA	04/16/2026	04/17/2026	05/15/2026	Tiền mặt	5%	450
NAG	04/16/2026	04/17/2026	04/16/2026	Cổ phiếu	50%	-
CDC	04/17/2026	04/20/2026	04/17/2026	Cổ phiếu	100%	-

TIN TỨC CHỌN LỌC

Sacombank bắt ngờ hủy tờ trình xin gia hạn tái cơ cấu;

Tăng trưởng tín dụng vượt xa huy động, áp lực thanh khoản kéo dài từ 2025 sang 2026;

Đề xuất thu phí nhà thứ hai bỏ hoang hoặc cho thuê;

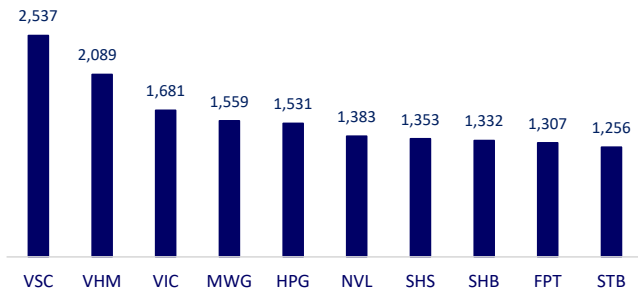
VinFast dẫn đầu thị trường xe thuần điện ở Philippines, vượt xa Tesla của Elon Musk;

Mỹ bắt giữ tàu hàng Iran, kế hoạch đàm phán có nguy cơ đổ vỡ;

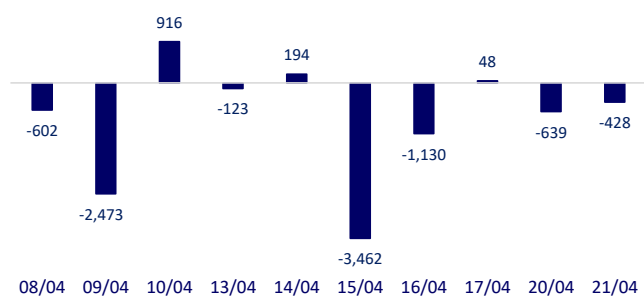
Nóng: Tim Cook từ chức CEO Apple.

	Đóng cửa	1D	5D	KL mua	KL bán	Nội dung	
VCB	59,400	-0.34%	-0.83%	6,870,762	6,744,261	LPBank đạt gần 2,900 tỷ đồng lợi nhuận trước thuế trong Quý 1/2026.	
BID	40,250	-0.37%	-0.12%	7,280,185	8,256,068		
CTG	34,900	0.14%	-0.43%	7,690,819	9,302,172		
TCB	33,000	0.92%	3.61%	21,434,617	26,456,476		
VPB	27,550	0.00%	0.73%	27,096,595	31,454,545		
MBB	26,200	-0.38%	-1.50%	47,065,645	16,577,712		
HDB	26,550	-0.56%	0.76%	23,063,664	27,012,039		
TPB	16,300	0.31%	-0.61%	12,050,695	13,407,712		
STB	66,500	-1.77%	3.42%	14,371,988	17,720,800		
VIB	17,300	0.58%	-0.29%	14,514,722	13,970,286		
ACB	23,600	-0.63%	-0.84%	13,418,982	14,015,687	Giá xăng dầu tiếp đà giảm, dầu diesel giảm mạnh xuống dưới 28.000 đồng/lít	
SHB	15,200	0.33%	-1.30%	82,503,216	116,260,561		
SSB	16,800	0.00%	-0.59%	3,221,553	4,250,605		
LPB	47,000	-0.11%	-1.47%	2,537,788	2,442,522		
GAS	78,100	-0.76%	-1.39%	1,218,817	1,932,043		
PLX	39,000	-0.89%	-2.01%	3,455,134	4,213,780		
VIC	207,200	6.97%	17.06%	8,864,847	5,761,135		Doanh số pre-sales của Vinhomes năm 2026 dự kiến đạt khoảng 300.000 - 350.000 tỷ đồng.
VHM	150,300	3.09%	9.71%	13,997,675	13,862,657		
VRE	29,950	2.22%	2.22%	14,831,524	18,587,429		
VNM	61,800	0.32%	0.82%	6,391,133	9,027,201		Khối ngoại duy trì đà mua ròng cổ phiếu MSN 6 phiên liên tiếp, giá trị mua ròng trong phiên hôm nay là hơn 79 tỷ đồng.
MSN	79,000	0.00%	2.33%	7,950,869	8,076,058		
SAB	45,050	-0.22%	-2.38%	1,307,292	1,006,932		
BCM	55,200	-0.72%	1.10%	874,017	920,179	Quý 1/2026, doanh thu của Hòa Phát đạt hơn 53.500 tỷ, tăng 40% so với cùng kỳ. Lợi nhuận sau thuế đạt hơn 9.056 tỷ đồng, tăng 170% so với cùng kỳ.	
DGC	54,800	2.81%	0.37%	9,695,534	7,981,907		
VJC	175,700	0.00%	-1.40%	1,999,970	2,249,823		
FPT	74,600	-0.67%	-0.67%	16,779,448	14,716,946		
MWG	86,400	0.93%	8.00%	14,698,258	13,213,453		
GVR	32,750	0.31%	-0.76%	3,535,788	3,934,433		
SSI	28,150	-0.53%	-1.92%	25,119,421	27,329,663		
HPG	28,200	-1.23%	0.53%	42,804,455	58,645,122		

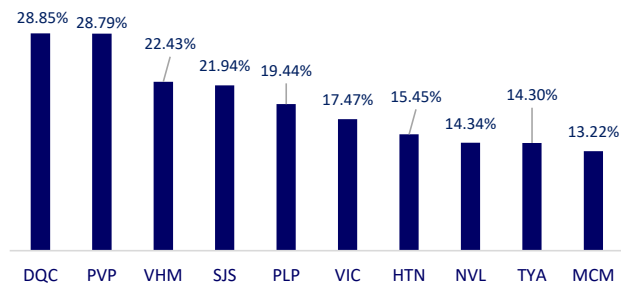
Top CP có tổng giá trị giao dịch cao nhất (tỷ đồng)



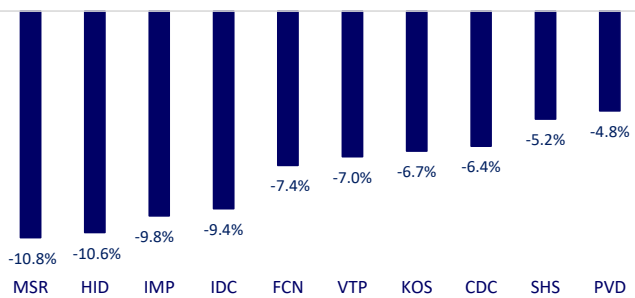
Dòng tiền NĐTNN 10 phiên gần nhất (tỷ đồng)



Top tăng 3 phiên có thanh khoản

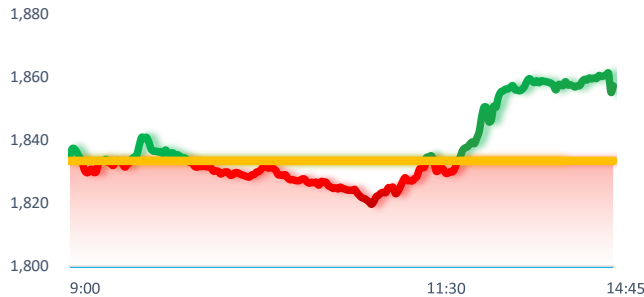
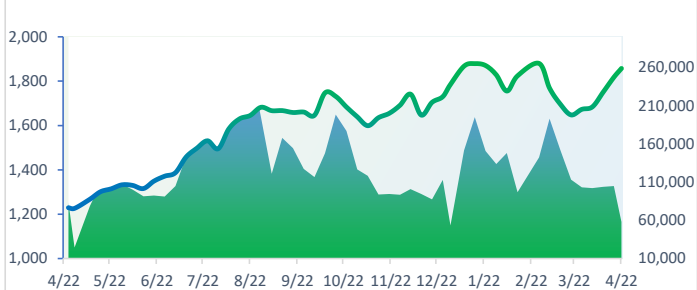


Top giảm 3 phiên có thanh khoản



VIETNAM STOCK MARKET		1D	YTD
VN-INDEX	1,857.30	1.30%	4.08%
HNX	255.36	0.83%	2.65%
VN30	2,025.41	0.91%	-0.26%
UPCOM	128.86	-0.29%	6.52%
Net Foreign buy (B)	-427.62		
Total trading value (B)	23,561.02	-13.80%	

In the trading session of April 22, the increase of VN-Index was equal to the number of points contributed by VIC. Real estate is the industry with the most impressive increase thanks to the traction of Vingroup. In the opposite direction, technology and oil and gas are the most negative industries, respectively.

INTRADAY VNINDEX 4/22/2026

VNINDEX (1Y)


ETF & DERIVATIVES		1D	YTD
E1VFN30	35,500	0.20%	-1.63%
FUEMAV30	24,520	0.20%	-1.17%
FUESSV30	24,900	-0.68%	-2.31%
FUESSV50	29,990	0.23%	5.52%
FUESSVFL	29,600	-0.87%	-2.50%
FUEVFVND	37,240	-1.09%	-2.77%
FUEVN100	26,100	-0.99%	2.27%
4111G5000	2,040.6	2.13%	
4111G6000	2,038.0	1.90%	
4111G9000	2,036.9	2.13%	
4111GC000	2,026.0	1.41%	

CHANGE IN PRICE BY SECTOR


GLOBAL MARKET		1D	YTD
Nikkei 225	59,663.00	1.06%	18.52%
Shanghai Component	4,106.26	0.52%	3.46%
Hang Seng	26,182.50	-1.15%	2.15%
Kospi	6,417.93	0.46%	52.29%
BSE Sensex	78,611.44	-0.83%	-7.87%
STI (Singapore)	4,993.39	-0.43%	7.47%
SET (Thailand)	1,482.19	-0.09%	17.66%
Brent oil (\$/barrel)	99.03	3.72%	63.01%
Gold (\$/ounce)	4,720.28	-2.11%	9.00%

Asian markets mostly rose on Tuesday, notably South Korea's Kospi index hitting a new record high, driven by strong gains in technology stocks.

VIETNAM ECONOMY		1D (bps)	YTD (bps)
Vnibor	5.85%	-16	-226
Deposit interest 12M	5.90%	0	130
5 year-Gov. Bond	3.96%	6	59
10 year-Gov. Bond	4.31%	11	40
USD/VND	26,355	-0.01%	-0.08%
EUR/VND	31,698	-0.40%	0.14%
CNY/VND	3,919	-0.13%	2.56%

The price of petroleum products simultaneously decreased from 4 p.m. on April 21. In which, diesel decreased by more than 3,100 VND/liter, below the mark of 28,000 VND/liter.

EVENT CALENDAR

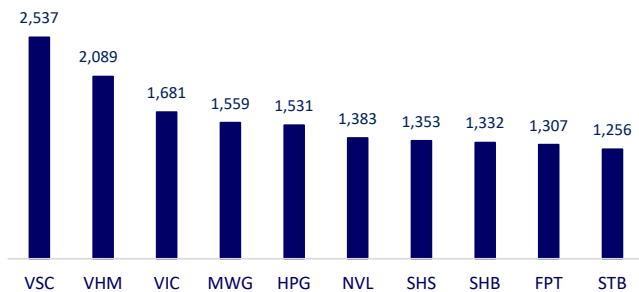
Ticker	Ex-right Date	Last register	Exercise Date	Type	Rate	Value
LBM	3/31/2026	4/1/2026	3/31/2026	Stock	25%	
MBS	4/2/2026	4/3/2026	4/2/2026	Stock	50%	
BSH	4/8/2026	4/9/2026	4/24/2026	Cash	15%	1,500
NBE	4/9/2026	4/10/2026	9/16/2026	Cash	11%	1,100
BWA	4/16/2026	4/17/2026	5/15/2026	Cash	5%	450
NAG	4/16/2026	4/17/2026	4/16/2026	Stock	50%	
CDC	4/17/2026	4/20/2026	4/17/2026	Stock	100%	

SELECTED NEWS

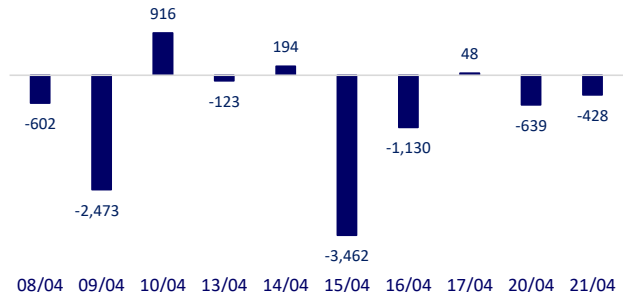
Sacombank suddenly canceled the application for an extension of restructuring;
 Credit growth far exceeds mobilization, liquidity pressure lasts from 2025 to 2026;
 Proposal to collect fees for abandoned or rented second houses;
 VinFast leads the pure electric vehicle market in the Philippines, far surpassing Elon Musk's Tesla;
 US seizes Iranian cargo ship, negotiation plan is in danger of falling apart;
 Hot: Tim Cook resigns as CEO of Apple.

	Close	1D	5D	Buying vol.	Selling vol.	Content
VCB	59,400	-0.34%	-0.83%	6,870,762	6,744,261	LPBank achieved nearly VND 2,900 billion in profit before tax in Q1/2026.
BID	40,250	-0.37%	-0.12%	7,280,185	8,256,068	
CTG	34,900	0.14%	-0.43%	7,690,819	9,302,172	
TCB	33,000	0.92%	3.61%	21,434,617	26,456,476	
VPB	27,550	0.00%	0.73%	27,096,595	31,454,545	
MBB	26,200	-0.38%	-1.50%	47,065,645	16,577,712	
HDB	26,550	-0.56%	0.76%	23,063,664	27,012,039	
TPB	16,300	0.31%	-0.61%	12,050,695	13,407,712	
STB	66,500	-1.77%	3.42%	14,371,988	17,720,800	
VIB	17,300	0.58%	-0.29%	14,514,722	13,970,286	
ACB	23,600	-0.63%	-0.84%	13,418,982	14,015,687	Gasoline prices continued to decline, diesel fell sharply to below 28,000 VND/liter
SHB	15,200	0.33%	-1.30%	82,503,216	116,260,561	
SSB	16,800	0.00%	-0.59%	3,221,553	4,250,605	
LPB	47,000	-0.11%	-1.47%	2,537,788	2,442,522	
GAS	78,100	-0.76%	-1.39%	1,218,817	1,932,043	
PLX	39,000	-0.89%	-2.01%	3,455,134	4,213,780	
VIC	207,200	6.97%	17.06%	8,864,847	5,761,135	
VHM	150,300	3.09%	9.71%	13,997,675	13,862,657	
VRE	29,950	2.22%	2.22%	14,831,524	18,587,429	
VNM	61,800	0.32%	0.82%	6,391,133	9,027,201	
MSN	79,000	0.00%	2.33%	7,950,869	8,076,058	Foreign investors maintained the momentum of net buying of MSN shares for 6 consecutive sessions, the net buying value in today's session was more than VND 79 billion.
SAB	45,050	-0.22%	-2.38%	1,307,292	1,006,932	In Q1/2026, Hoa Phat's revenue reached more than VND 53,500 billion, up 40% over the same period. Profit after tax reached more than VND 9,056 billion, up 170% over the same period.
BCM	55,200	-0.72%	1.10%	874,017	920,179	
DGC	54,800	2.81%	0.37%	9,695,534	7,981,907	
VJC	175,700	0.00%	-1.40%	1,999,970	2,249,823	
FPT	74,600	-0.67%	-0.67%	16,779,448	14,716,946	
MWG	86,400	0.93%	8.00%	14,698,258	13,213,453	
GVR	32,750	0.31%	-0.76%	3,535,788	3,934,433	
SSI	28,150	-0.53%	-1.92%	25,119,421	27,329,663	
HPG	28,200	-1.23%	0.53%	42,804,455	58,645,122	

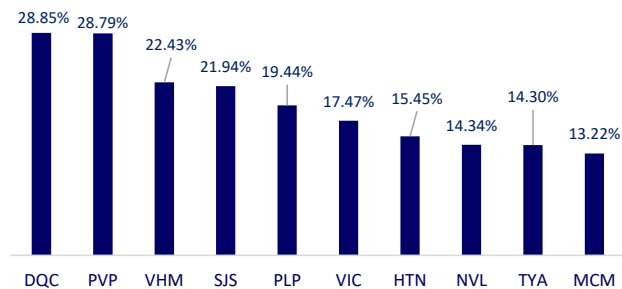
Top highest total traded value stocks (Billion VND)



Foreign net flow 10 nearest sessions (Billion VND)



Top increases in 3 sessions with liquidity



Top decreases in 3 sessions with liquidity

