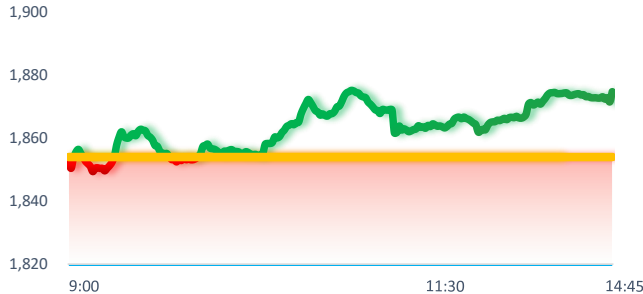
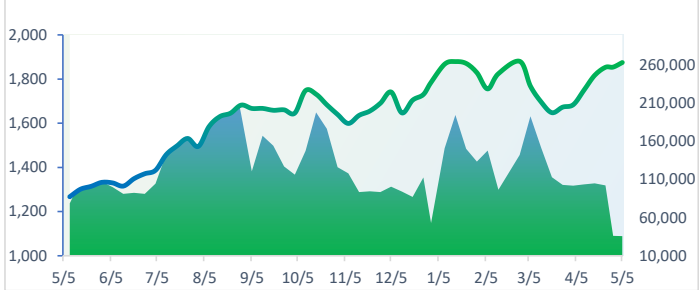
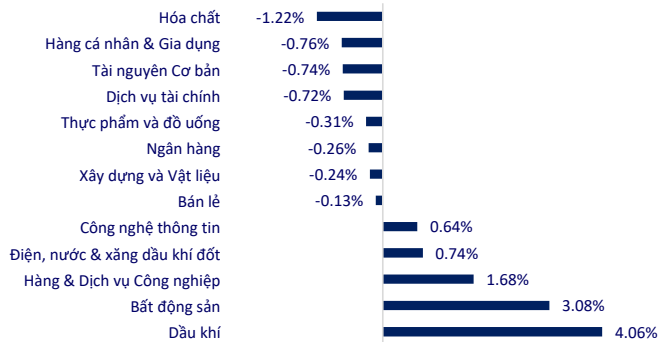


TTCK VIỆT NAM		1D	YTD
VN-INDEX	1,874.85	1.12%	5.06%
HNX	247.42	-1.05%	-0.54%
VN30	2,032.30	0.88%	0.08%
UPCOM	127.26	-0.35%	5.20%
GT mua ròng NĐTNN (tỷ)	-997.54		
Tổng GTGD (tỷ)	24,161.02	6.66%	

VN-Index lấy lại sắc xanh trong phiên 5/5 nhờ vào bộ đôi VIC VHM. Dầu khí và Vingroup là những nhóm có mức tăng tích cực nhất hôm nay. Ở chiều ngược lại, ngân hàng, cao su và bất động sản ngoài nhóm Vingroup chịu áp lực tiêu cực.

INTRADAY VNINDEX 5/5/2026

VNINDEX (1Y)


ETF & PHẢI SINH		1D	YTD
E1VFN30	36,000	0.36%	-0.25%
FUEMAV30	24,540	0.25%	-1.09%
FUESSV30	25,110	-0.16%	-1.49%
FUESSV50	30,000	0.07%	5.56%
FUESSVFL	29,200	-1.91%	-3.82%
FUEVFVND	36,930	-0.46%	-3.58%
FUEVN100	26,260	-0.49%	2.90%
4111G5000	2,038.8	1.04%	
4111G6000	2,036.0	0.67%	
4111G9000	2,036.5	0.85%	
4111GC000	2,034.3	0.84%	

THAY ĐỔI GIÁ TẠI CÁC NGÀNH


THỊ TRƯỜNG THẾ GIỚI		1D	YTD
Nikkei 225	59,513.12	0.38%	18.22%
Shanghai	4,112.16	0.11%	3.61%
Hang Seng	25,898.61	-0.76%	1.05%
Kospi	6,936.99	5.12%	64.61%
BSE Sensex	77,017.77	-0.33%	-9.74%
STI (Singapore)	4,916.20	-0.16%	5.81%
SET (Thái Lan)	1487.75	-0.40%	18.11%
Dầu Brent (\$/thùng)	113.98	5.36%	87.62%
Vàng (\$/ounce)	4,549.60	-1.73%	5.06%

Theo chân chứng khoán Mỹ, châu Á phản ứng trái chiều khi xung đột Trung Đông căng thẳng trở lại.

KINH TẾ VĨ MÔ		1D (bps)	YTD (bps)
Lãi suất liên NH	6.90%	23	-120
Lãi suất tiết kiệm 12T	5.90%	0	130
TPCP - 5 năm	3.99%	3	63
TPCP - 10 năm	4.27%	-1	36
USD/VND	26,366	0.00%	-0.04%
EUR/VND	31,577	-0.31%	-0.24%
CNY/VND	3,918	-0.07%	2.53%

Giá vàng trong nước quay đầu giảm mạnh theo giá thế giới. Theo đó, vàng miếng SJC về mốc 165 triệu đồng/lượng. Chỉ trong vòng 3 tháng qua, vàng miếng SJC giảm gần 26 triệu đồng/lượng.

LỊCH SỰ KIỆN

Mã	Ngày GDKHQ	Ngày ĐKCC	Ngày thực hiện	Loại	Tỉ lệ	Giá trị
TJC	04/29/2026	05/04/2026	05/19/2026	Tiền mặt	90%	9,000
VIB	04/29/2026	05/04/2026	06/03/2026	Tiền mặt	9%	900
RAL	04/29/2026	05/04/2026	05/14/2026	Tiền mặt	25%	2,500
CCM	04/29/2026	05/04/2026	07/23/2026	Tiền mặt	20%	2,000
EID	05/04/2026	05/05/2026	05/29/2026	Tiền mặt	17%	1,700
PSC	05/04/2026	05/05/2026	05/26/2026	Tiền mặt	7%	700
S55	05/04/2026	05/05/2026	05/20/2026	Tiền mặt	15%	1,500

TIN TỨC CHỌN LỌC

ACV, Hoàng Anh Gia Lai lãi kỷ lục;

Hóa chất Đức Giang báo lãi giảm 49% quý đầu năm;

Phó Thủ tướng yêu cầu kéo giảm lãi suất cho vay xuống mức thấp nhất có thể;

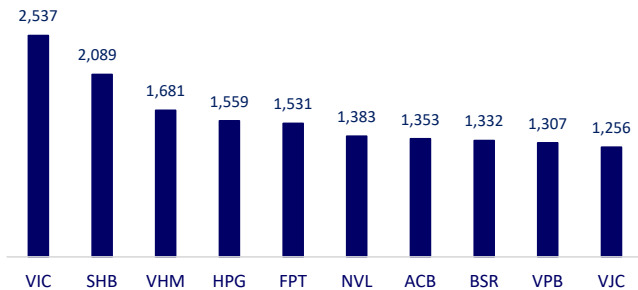
Dow Jones mất 550 điểm do giá dầu vọt tăng và lo ngại xung đột Mỹ - Iran lại bùng lên;

Mỹ và Iran đọ hỏa lực ở Vịnh Ba Tư, thỏa thuận ngừng bắn có nguy cơ đổ vỡ;

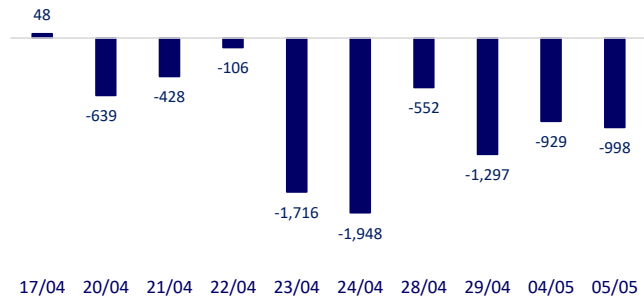
Nga sắp kích hoạt "kỳ quan hạt nhân" thế giới chưa từng có: Đột phá từ Gen IV.

	Đóng cửa	1D	5D	KL mua	KL bán	Nội dung
VCB	59,900	-1.32%	0.17%	10,440,526	11,612,363	TCB dự kiến chia cổ tức "khủng" trong năm 2026 với tỷ lệ 60% bằng cổ phiếu, 7% bằng tiền mặt
BID	40,550	-0.73%	1.00%	7,974,197	7,072,189	
CTG	35,300	-0.14%	1.44%	10,144,049	10,263,132	
TCB	33,300	-0.75%	-3.76%	20,618,468	17,805,645	
VPB	28,000	3.90%	3.70%	30,169,934	34,282,938	
MBB	25,950	-0.57%	-0.19%	42,944,311	19,608,614	
HDB	26,400	-0.38%	-0.75%	19,924,427	22,847,201	
TPB	16,250	-0.31%	0.00%	19,201,092	19,621,731	
STB	66,600	0.60%	-2.20%	5,833,081	5,394,246	
VIB	15,950	-1.24%	-3.04%	9,413,179	7,750,043	
ACB	22,600	-2.16%	-3.83%	41,588,243	36,670,045	
SHB	14,000	-2.44%	-3.11%	133,070,707	114,918,098	
SSB	16,750	0.00%	0.60%	2,921,412	3,541,099	
LPB	48,100	2.34%	5.48%	3,252,768	3,043,716	
GAS	77,700	1.57%	5.71%	2,278,993	2,802,599	PV OIL đặt mục tiêu phủ trạm sạc xe điện tại tối thiểu 50% đến 60% tại toàn bộ hệ thống cửa hàng xăng dầu.
PLX	39,250	1.42%	6.22%	6,662,866	7,258,481	
VIC	219,500	3.54%	-2.66%	9,010,525	9,393,299	Vingroup ghi nhận doanh thu tăng trưởng 24% so với cùng kỳ trong khi lợi nhuận sau thuế tăng trưởng 155%.
VHM	151,200	6.48%	0.13%	12,216,675	10,017,302	
VRE	35,200	4.45%	14.29%	22,181,204	26,407,959	
VNM	61,100	0.33%	-0.16%	4,916,137	5,415,082	Ban lãnh đạo của MSN cho biết Wincommerce đã có lãi trong giai đoạn 2025 - 2026, với lãi hoạt động cỡ 3.000 tỷ đồng.
MSN	76,600	-0.26%	-1.03%	6,371,009	11,269,471	
SAB	47,050	-0.63%	-2.99%	1,927,284	1,618,196	
BCM	53,300	-0.19%	-0.56%	469,929	359,088	Quý 1/2026, doanh thu của Hòa Phát đạt hơn 53.500 tỷ, tăng 40% so với cùng kỳ. Lợi nhuận sau thuế đạt hơn 9.056 tỷ đồng, tăng 170% so với cùng kỳ.
DGC	53,000	-0.75%	1.34%	2,641,162	2,997,943	
VJC	181,000	0.61%	1.29%	3,764,850	4,132,849	
FPT	74,300	0.81%	-0.13%	18,913,564	18,752,897	
MWG	84,800	-0.12%	-0.93%	10,520,956	8,789,948	
GVR	35,200	-2.36%	6.67%	5,776,085	6,659,055	
SSI	27,300	-1.44%	-1.27%	21,119,473	26,548,800	
HPG	27,300	-1.09%	-1.62%	60,039,013	48,715,742	

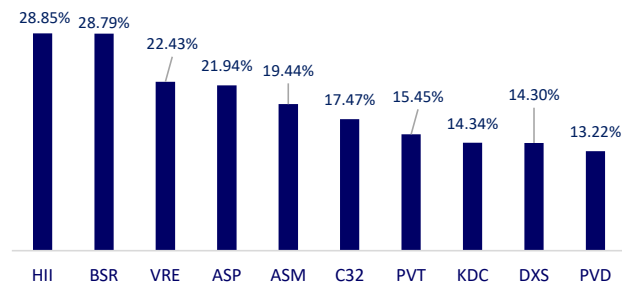
Top CP có tổng giá trị giao dịch cao nhất (tỷ đồng)



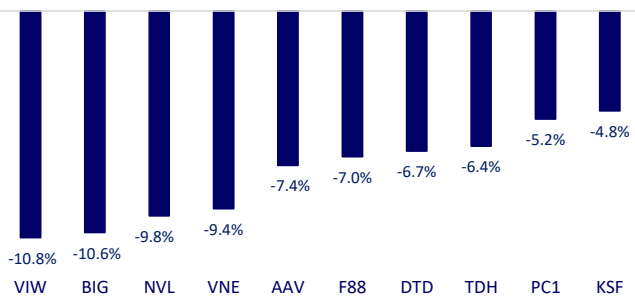
Dòng tiền NĐTNN 10 phiên gần nhất (tỷ đồng)



Top tăng 3 phiên có thanh khoản

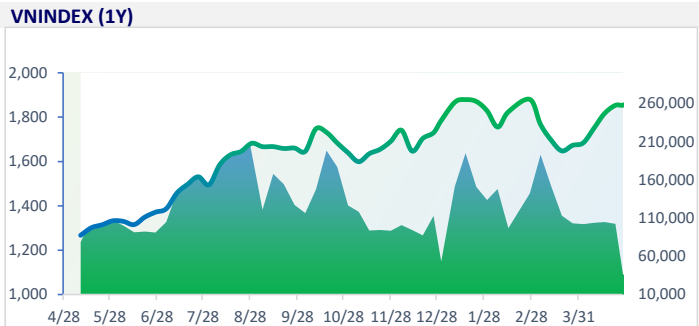
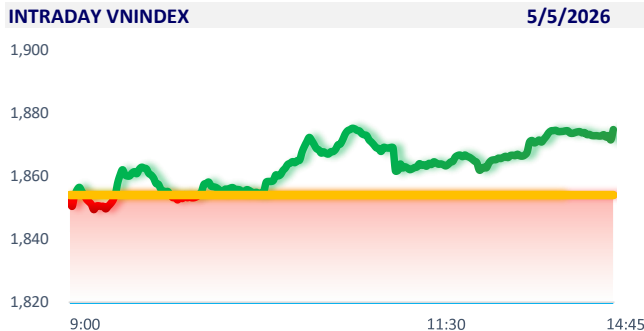


Top giảm 3 phiên có thanh khoản

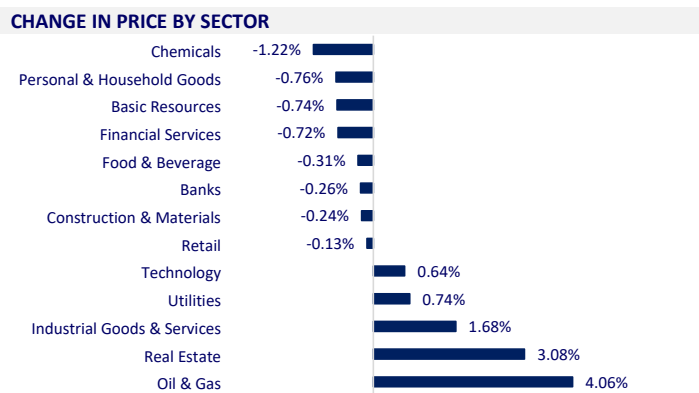


VIETNAM STOCK MARKET		1D	YTD
VN-INDEX	1,874.85	1.12%	5.06%
HNX	247.42	-1.05%	-0.54%
VN30	2,032.30	0.88%	0.08%
UPCOM	127.26	-0.35%	5.20%
Net Foreign buy (B)	-997.54		
Total trading value (B)	24,161.02	6.66%	

VN-Index regained the green color in the 5/5 session thanks to the VIC VHM duo. Oil & Gas and Vingroup are the groups with the most positive gains today. On the other hand, banks, rubber and real estate outside Vingroup are under negative pressure.



ETF & DERIVATIVES		1D	YTD
E1VFN30	36,000	0.36%	-0.25%
FUEMAV30	24,540	0.25%	-1.09%
FUESSV30	25,110	-0.16%	-1.49%
FUESSV50	30,000	0.07%	5.56%
FUESSVFL	29,200	-1.91%	-3.82%
FUEVFN30	36,930	-0.46%	-3.58%
FUEVN100	26,260	-0.49%	2.90%
4111G5000	2,038.8	1.04%	
4111G6000	2,036.0	0.67%	
4111G9000	2,036.5	0.85%	
4111GC000	2,034.3	0.84%	



GLOBAL MARKET		1D	YTD
Nikkei 225	59,513.12	0.38%	18.22%
Shanghai Component	4,112.16	0.11%	3.61%
Hang Seng	25,898.61	-0.76%	1.05%
Kospi	6,936.99	5.12%	64.61%
BSE Sensex	77,017.77	-0.33%	-9.74%
STI (Singapore)	4,916.20	-0.16%	5.81%
SET (Thailand)	1,487.75	-0.40%	18.11%
Brent oil (\$/barrel)	113.98	5.36%	87.62%
Gold (\$/ounce)	4,549.60	-1.73%	5.06%

Following US stocks, Asia reacted mixed when the Middle East conflict intensified again.

VIETNAM ECONOMY		1D (bps)	YTD (bps)
Vnibor	6.90%	23	-120
Deposit interest 12M	5.90%	0	130
5 year-Gov. Bond	3.99%	3	63
10 year-Gov. Bond	4.27%	-1	36
USD/VND	26,366	0.00%	-0.04%
EUR/VND	31,577	-0.31%	-0.24%
CNY/VND	3,918	-0.07%	2.53%

Domestic gold prices turned around and fell sharply in line with world prices. Accordingly, SJC gold bars reached 165 million VND/ton. In just the past 3 months, SJC gold bars have decreased by nearly 26 million VND/ton.

EVENT CALENDAR

Ticker	Ex-right Date	Last register	Exercise Date	Type	Rate	Value
TJC	4/29/2026	5/4/2026	5/19/2026	Cash	90%	9,000
VIB	4/29/2026	5/4/2026	6/3/2026	Cash	9%	900
RAL	4/29/2026	5/4/2026	5/14/2026	Cash	25%	2,500
CCM	4/29/2026	5/4/2026	7/23/2026	Cash	20%	2,000
EID	5/4/2026	5/5/2026	5/29/2026	Cash	17%	1,700
PSC	5/4/2026	5/5/2026	5/26/2026	Cash	7%	700
S55	5/4/2026	5/5/2026	5/20/2026	Cash	15%	1,500

SELECTED NEWS

ACV, Hoang Anh Gia Lai made record profits;

Duc Giang Chemical reported a profit decrease of 49% in the first quarter of the year;

The Deputy Prime Minister requested to reduce lending interest rates to the lowest possible level;

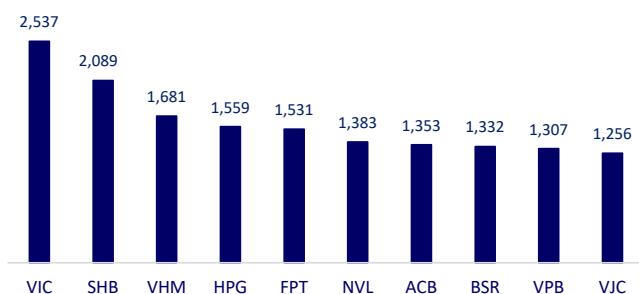
Dow Jones lost 550 points due to soaring oil prices and fears of a resurgence of the US-Iran conflict;

The US and Iran clash in the Persian Gulf, the ceasefire is in danger of breaking;

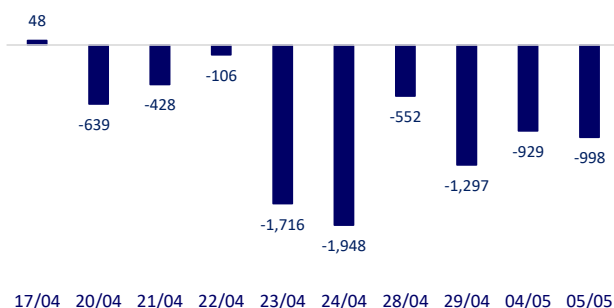
Russia is about to activate the world's unprecedented "nuclear wonder": Breakthrough from Gen IV.

	Close	1D	5D	Buying vol.	Selling vol.	Content
VCB	59,900	-1.32%	0.17%	10,440,526	11,612,363	TCB expects to pay a "huge" dividend in 2026 at the rate of 60% in shares and 7% in cash
BID	40,550	-0.73%	1.00%	7,974,197	7,072,189	
CTG	35,300	-0.14%	1.44%	10,144,049	10,263,132	
TCB	33,300	-0.75%	-3.76%	20,618,468	17,805,645	
VPB	28,000	3.90%	3.70%	30,169,934	34,282,938	
MBB	25,950	-0.57%	-0.19%	42,944,311	19,608,614	
HDB	26,400	-0.38%	-0.75%	19,924,427	22,847,201	
TPB	16,250	-0.31%	0.00%	19,201,092	19,621,731	
STB	66,600	0.60%	-2.20%	5,833,081	5,394,246	
VIB	15,950	-1.24%	-3.04%	9,413,179	7,750,043	
ACB	22,600	-2.16%	-3.83%	41,588,243	36,670,045	
SHB	14,000	-2.44%	-3.11%	133,070,707	114,918,098	
SSB	16,750	0.00%	0.60%	2,921,412	3,541,099	
LPB	48,100	2.34%	5.48%	3,252,768	3,043,716	
GAS	77,700	1.57%	5.71%	2,278,993	2,802,599	PV OIL aims to cover electric vehicle charging stations at least 50% to 60% in the entire system of petrol stations.
PLX	39,250	1.42%	6.22%	6,662,866	7,258,481	
VIC	219,500	3.54%	-2.66%	9,010,525	9,393,299	Vingroup recorded a revenue growth of 24% over the same period while profit after tax grew by 155%.
VHM	151,200	6.48%	0.13%	12,216,675	10,017,302	
VRE	35,200	4.45%	14.29%	22,181,204	26,407,959	
VNM	61,100	0.33%	-0.16%	4,916,137	5,415,082	MSN's board of directors said that Wincommerce has been profitable in the period of 2025 - 2026, with an operating profit of about VND 3,000 billion.
MSN	76,600	-0.26%	-1.03%	6,371,009	11,269,471	
SAB	47,050	-0.63%	-2.99%	1,927,284	1,618,196	
BCM	53,300	-0.19%	-0.56%	469,929	359,088	In Q1/2026, Hoa Phat's revenue reached more than VND 53,500 billion, up 40% over the same period. Profit after tax reached more than VND 9,056 billion, up 170% over the same period.
DGC	53,000	-0.75%	1.34%	2,641,162	2,997,943	
VJC	181,000	0.61%	1.29%	3,764,850	4,132,849	
FPT	74,300	0.81%	-0.13%	18,913,564	18,752,897	
MWG	84,800	-0.12%	-0.93%	10,520,956	8,789,948	
GVR	35,200	-2.36%	6.67%	5,776,085	6,659,055	
SSI	27,300	-1.44%	-1.27%	21,119,473	26,548,800	
HPG	27,300	-1.09%	-1.62%	60,039,013	48,715,742	

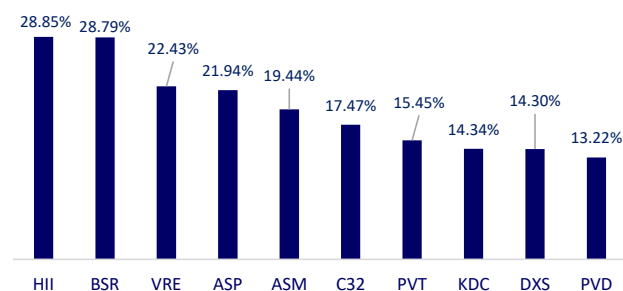
Top highest total traded value stocks (Billion VND)



Foreign net flow 10 nearest sessions (Billion VND)



Top increases in 3 sessions with liquidity



Top decreases in 3 sessions with liquidity

