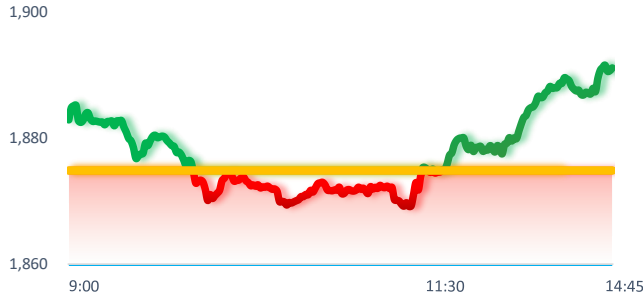
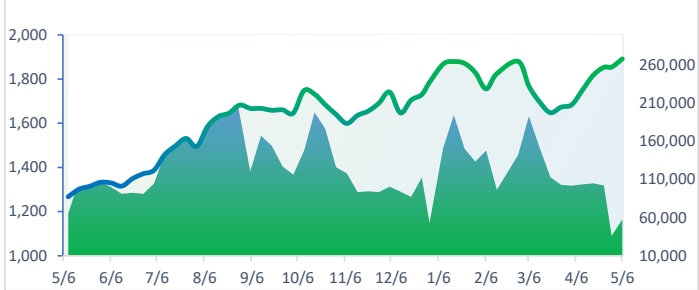
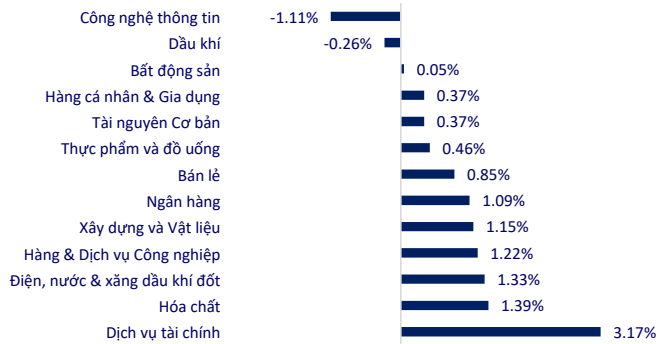


TTCK VIỆT NAM		1D	YTD
VN-INDEX	1,891.20	0.87%	5.98%
HNX	248.46	0.42%	-0.12%
VN30	2,053.41	1.04%	1.12%
UPCOM	127.65	0.31%	5.52%
GT mua ròng NĐTNN (tỷ)	-1,115.03		
Tổng GTGD (tỷ)	26,074.12	7.92%	

Sắc xanh lan tỏa, VN-Index thẳng tiến về đỉnh lịch sử trong phiên giao dịch 6/5. Chứng khoán là ngành nổi bật nhất trong phiên hôm nay với sắc xanh lan tỏa. Ở chiều ngược lại, công nghệ và dầu khí là những nhóm chịu áp lực tiêu cực.

INTRADAY VNINDEX 6/5/2026

VNINDEX (1Y)


ETF & PHÁI SINH		1D	YTD
E1FVN30	36,270	0.75%	0.50%
FUEMAV30	24,860	1.30%	0.20%
FUESSV30	25,360	1.00%	-0.51%
FUESSV50	30,680	2.27%	7.95%
FUESSVFL	29,790	2.02%	-1.88%
FUEFVND	36,850	-0.22%	-3.79%
FUEVN100	26,500	0.91%	3.84%
4111G5000	2,060.0	1.04%	
4111G6000	2,060.0	1.18%	
4111G9000	2,061.0	1.20%	
4111GC000	2,060.0	1.26%	

THAY ĐỔI GIÁ TẠI CÁC NGÀNH


THỊ TRƯỜNG THẾ GIỚI		1D	YTD
Nikkei 225	59,513.12	0.38%	18.22%
Shanghai	4,160.17	1.17%	4.82%
Hang Seng	26,213.78	1.22%	2.28%
Kospi	7,384.56	6.45%	75.23%
BSE Sensex	77,017.77	-0.33%	-9.74%
STI (Singapore)	4,923.46	0.06%	5.97%
SET (Thái Lan)	1487.75	-0.40%	18.11%
Dầu Brent (\$/thùng)	109.87	-3.99%	80.86%
Vàng (\$/ounce)	4,594.22	1.55%	6.09%

Chứng khoán Châu Á đồng thuận tăng điểm với điểm sáng ở thị trường Hàn Quốc khi chỉ số Kospi lập kỷ lục mới, tiếp nối đà tăng hơn 70% từ đầu năm đến nay khi bluechips Samsung Electronics đạt mức cao kỷ lục. Thị trường Nhật Bản đóng cửa nghỉ lễ hôm nay.

KINH TẾ VĨ MÔ		1D (bps)	YTD (bps)
Lãi suất liên NH	6.15%	-75	-195
Lãi suất tiết kiệm 12T	5.90%	0	130
TPCP - 5 năm	3.99%	0	63
TPCP - 10 năm	4.28%	1	37
USD/VND	26,368	0.01%	-0.03%
EUR/VND	31,665	0.31%	0.04%
CNY/VND	3,923	0.20%	2.66%

Trong lúc giá dầu hạ nhiệt về ngưỡng 103 USD/thùng thì vàng thế giới tăng mạnh vượt 4.700 USD/ounce đồng thời Bitcoin vượt lên trên ngưỡng 82.000 USD

LỊCH SỰ KIỆN

Mã	Ngày GDKHQ	Ngày ĐKCC	Ngày thực hiện	Loại	Tỉ lệ	Giá trị
TJC	04/29/2026	05/04/2026	05/19/2026	Tiền mặt	90%	9,000
VIB	04/29/2026	05/04/2026	06/03/2026	Tiền mặt	9%	900
RAL	04/29/2026	05/04/2026	05/14/2026	Tiền mặt	25%	2,500
CCM	04/29/2026	05/04/2026	07/23/2026	Tiền mặt	20%	2,000
EID	05/04/2026	05/05/2026	05/29/2026	Tiền mặt	17%	1,700
PSC	05/04/2026	05/05/2026	05/26/2026	Tiền mặt	7%	700
S55	05/04/2026	05/05/2026	05/20/2026	Tiền mặt	15%	1,500

TIN TỨC CHỌN LỌC

Moody's nâng triển vọng tín nhiệm Việt Nam lên "Tích cực";

Điều chỉnh Quy hoạch tổng thể quốc gia để mở thêm động lực tăng trưởng mới;

Bộ Tài chính cảnh báo áp lực lạm phát, kiến nghị giải pháp thúc đẩy tăng trưởng hai con số;

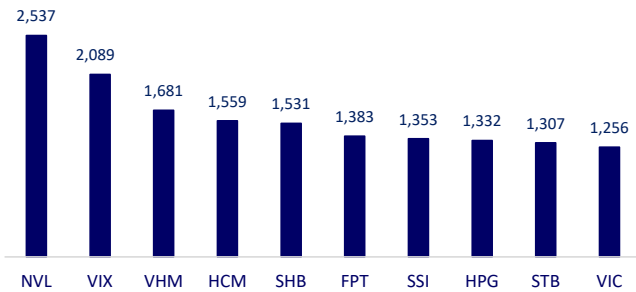
Mỹ đề xuất bỏ yêu cầu công bố báo cáo quý với doanh nghiệp niêm yết;

Samsung cân nhắc vốn hóa ngàn tỷ đô;

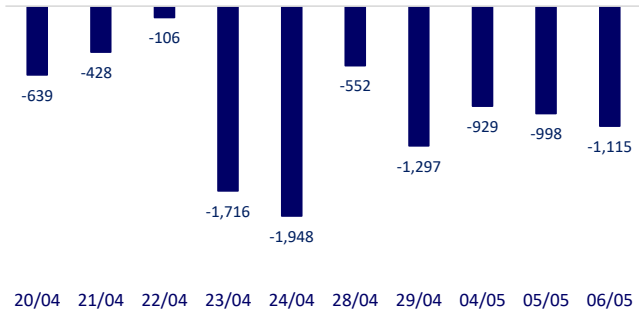
Mỹ tuyên bố kết thúc chiến dịch tấn công nhằm vào Iran.

	Đóng cửa	1D	5D	KL mua	KL bán	Nội dung
VCB	60,500	1.00%	1.17%	10,114,400	10,502,135	TCB dự kiến chia cổ tức "khủng" trong năm 2026 với tỷ lệ 60% bằng cổ phiếu, 7% bằng tiền mặt
BID	40,900	0.86%	2.00%	7,300,172	9,638,770	
CTG	35,550	0.71%	1.72%	16,251,282	15,992,131	
TCB	33,900	1.80%	0.15%	13,480,004	11,613,367	
VPB	28,000	0.00%	5.66%	25,525,672	35,727,624	
MBB	26,050	0.39%	0.00%	52,178,839	25,747,220	
HDB	26,600	0.76%	0.00%	22,612,765	22,677,049	
TPB	16,250	0.00%	0.00%	13,205,596	17,407,728	
STB	68,900	3.45%	2.07%	14,140,718	16,398,066	
VIB	16,200	1.57%	-0.61%	6,504,851	6,941,312	
ACB	23,100	2.21%	-1.70%	30,617,915	24,066,594	
SHB	14,100	0.71%	-3.09%	97,305,333	95,330,656	
SSB	16,800	0.30%	0.60%	3,062,246	2,614,709	
LPB	49,400	2.70%	4.44%	2,026,357	3,545,867	
GAS	79,200	1.93%	5.32%	4,220,476	4,808,136	PV OIL đặt mục tiêu phủ trạm sạc xe điện tại tối thiểu 50% đến 60% tại toàn bộ hệ thống cửa hàng xăng dầu.
PLX	39,000	-0.64%	4.98%	5,296,403	6,840,750	
VIC	219,500	0.00%	2.57%	4,841,012	5,010,915	Vingroup ghi nhận doanh thu tăng trưởng 24% so với cùng kỳ trong khi lợi nhuận sau thuế tăng trưởng 155%.
VHM	151,000	-0.13%	3.42%	9,045,439	9,537,801	
VRE	36,600	3.98%	13.31%	14,607,145	15,320,895	Ban lãnh đạo của MSN cho biết Wincommerce đã có lãi trong giai đoạn 2025 - 2026, với lãi hoạt động cỡ 3.000 tỷ đồng.
VNM	61,500	0.65%	0.99%	4,709,066	5,007,335	
MSN	78,400	2.35%	2.08%	7,748,557	9,700,531	
SAB	47,800	1.59%	0.63%	1,480,138	1,322,227	
BCM	53,800	0.94%	1.13%	386,014	442,293	Quý 1/2026, doanh thu của Hòa Phát đạt hơn 53.500 tỷ, tăng 40% so với cùng kỳ. Lợi nhuận sau thuế đạt hơn 9.056 tỷ đồng, tăng 170% so với cùng kỳ.
DGC	55,800	5.28%	4.10%	10,443,675	8,415,070	
VJC	181,500	0.28%	0.83%	2,590,739	3,340,883	FPT
FPT	73,300	-1.35%	-2.91%	18,560,705	17,065,023	
MWG	86,000	1.42%	2.38%	12,421,525	11,834,155	GVR
GVR	35,800	1.70%	6.23%	6,421,144	7,164,489	
SSI	28,500	4.40%	3.07%	46,326,776	45,007,285	HPG
HPG	27,600	1.10%	-0.54%	51,761,951	41,612,577	

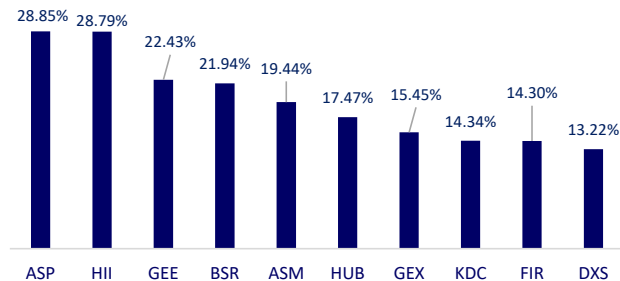
Top CP có tổng giá trị giao dịch cao nhất (tỷ đồng)



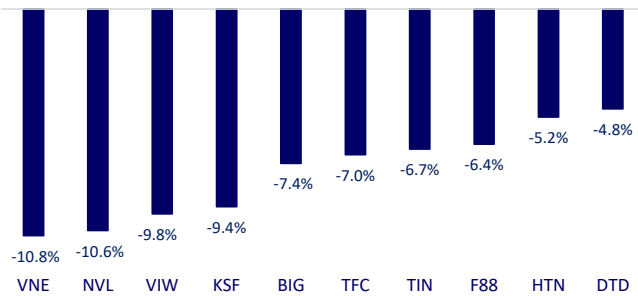
Dòng tiền NĐTNN 10 phiên gần nhất (tỷ đồng)



Top tăng 3 phiên có thanh khoản

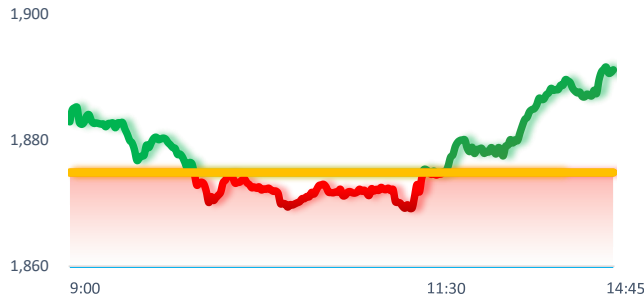
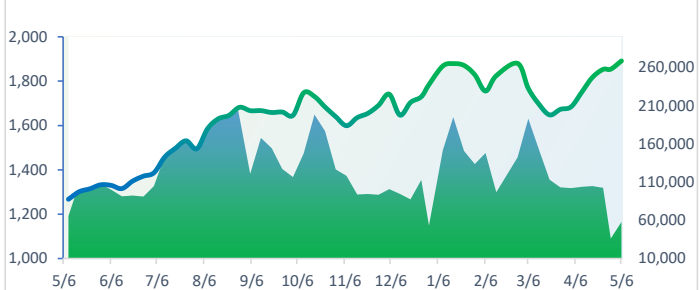


Top giảm 3 phiên có thanh khoản

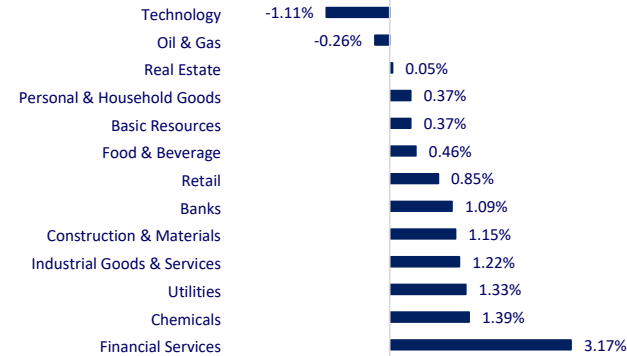


VIETNAM STOCK MARKET		1D	YTD
VN-INDEX	1,891.20	0.87%	5.98%
HNX	248.46	0.42%	-0.12%
VN30	2,053.41	1.04%	1.12%
UPCOM	127.65	0.31%	5.52%
Net Foreign buy (B)	-1,115.03		
Total trading value (B)	26,074.12	7.92%	

The green color spread, VN-Index went straight to the historical peak in the trading session of 6/5. Stocks were the most prominent industry in today's session with a pervasive green color. On the other hand, technology and oil and gas are the groups under negative pressure.

INTRADAY VNINDEX 5/6/2026

VNINDEX (1Y)


ETF & DERIVATIVES		1D	YTD
E1FVN30	36,270	0.75%	0.50%
FUEMAV30	24,860	1.30%	0.20%
FUESSV30	25,360	1.00%	-0.51%
FUESSV50	30,680	2.27%	7.95%
FUESSVFL	29,790	2.02%	-1.88%
FUEVFVND	36,850	-0.22%	-3.79%
FUEVN100	26,500	0.91%	3.84%
4111G5000	2,060.0	1.04%	
4111G6000	2,060.0	1.18%	
4111G9000	2,061.0	1.20%	
4111GC000	2,060.0	1.26%	

CHANGE IN PRICE BY SECTOR


GLOBAL MARKET		1D	YTD
Nikkei 225	59,513.12	0.38%	18.22%
Shanghai Component	4,160.17	1.17%	4.82%
Hang Seng	26,213.78	1.22%	2.28%
Kospi	7,384.56	6.45%	75.23%
BSE Sensex	77,017.77	-0.33%	-9.74%
STI (Singapore)	4,923.46	0.06%	5.97%
SET (Thailand)	1,487.75	-0.40%	18.11%
Brent oil (\$/barrel)	109.87	-3.99%	80.86%
Gold (\$/ounce)	4,594.22	1.55%	6.09%

Asian stocks rose with bright spots in the South Korean market as the Kospi index set a new record, following a year-to-date rise of more than 70% when bluechips Samsung Electronics hit a record high. Japanese markets are closed for holidays today.

VIETNAM ECONOMY		1D (bps)	YTD (bps)
Vnibor	6.15%	-75	-195
Deposit interest 12M	5.90%	0	130
5 year-Gov. Bond	3.99%	0	63
10 year-Gov. Bond	4.28%	1	37
USD/VND	26,368	0.01%	-0.03%
EUR/VND	31,665	0.31%	0.04%
CNY/VND	3,923	0.20%	2.66%

While oil prices cooled down to \$103 per barrel, world gold rose sharply to exceed \$4,700 per ounce while Bitcoin surpassed \$82,000

EVENT CALENDAR

Ticker	Ex-right Date	Last register	Exercise Date	Type	Rate	Value
TJC	4/29/2026	5/4/2026	5/19/2026	Cash	90%	9,000
VIB	4/29/2026	5/4/2026	6/3/2026	Cash	9%	900
RAL	4/29/2026	5/4/2026	5/14/2026	Cash	25%	2,500
CCM	4/29/2026	5/4/2026	7/23/2026	Cash	20%	2,000
EID	5/4/2026	5/5/2026	5/29/2026	Cash	17%	1,700
PSC	5/4/2026	5/5/2026	5/26/2026	Cash	7%	700
S55	5/4/2026	5/5/2026	5/20/2026	Cash	15%	1,500

SELECTED NEWS

Moody's raises Vietnam's credit outlook to "Positive";

Adjust the National Master Plan to open up new growth momentums;

The Ministry of Finance warns of inflationary pressure, proposes solutions to promote double-digit growth;

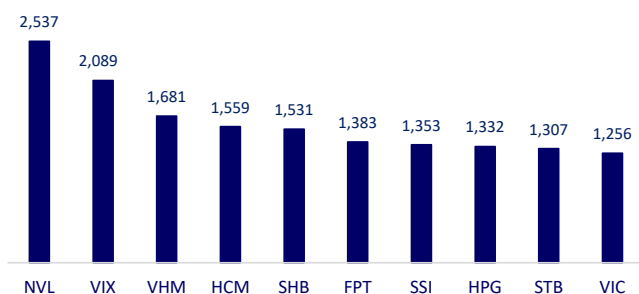
The US proposes to remove the requirement to publish quarterly reports for listed enterprises;

Samsung reached the trillion dollar capitalization milestone;

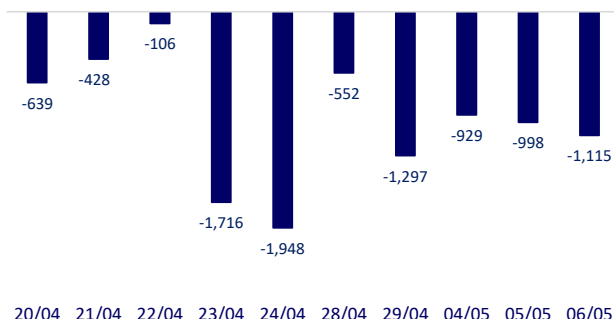
The United States announced the end of its offensive against Iran.

	Close	1D	5D	Buying vol.	Selling vol.	Content
VCB	60,500	1.00%	1.17%	10,114,400	10,502,135	TCB expects to pay a "huge" dividend in 2026 at the rate of 60% in shares and 7% in cash
BID	40,900	0.86%	2.00%	7,300,172	9,638,770	
CTG	35,550	0.71%	1.72%	16,251,282	15,992,131	
TCB	33,900	1.80%	0.15%	13,480,004	11,613,367	
VPB	28,000	0.00%	5.66%	25,525,672	35,727,624	
MBB	26,050	0.39%	0.00%	52,178,839	25,747,220	
HDB	26,600	0.76%	0.00%	22,612,765	22,677,049	
TPB	16,250	0.00%	0.00%	13,205,596	17,407,728	
STB	68,900	3.45%	2.07%	14,140,718	16,398,066	
VIB	16,200	1.57%	-0.61%	6,504,851	6,941,312	
ACB	23,100	2.21%	-1.70%	30,617,915	24,066,594	
SHB	14,100	0.71%	-3.09%	97,305,333	95,330,656	
SSB	16,800	0.30%	0.60%	3,062,246	2,614,709	
LPB	49,400	2.70%	4.44%	2,026,357	3,545,867	
GAS	79,200	1.93%	5.32%	4,220,476	4,808,136	PV OIL aims to cover electric vehicle charging stations at least 50% to 60% in the entire system of petrol stations.
PLX	39,000	-0.64%	4.98%	5,296,403	6,840,750	
VIC	219,500	0.00%	2.57%	4,841,012	5,010,915	Vingroup recorded a revenue growth of 24% over the same period while profit after tax grew by 155%.
VHM	151,000	-0.13%	3.42%	9,045,439	9,537,801	
VRE	36,600	3.98%	13.31%	14,607,145	15,320,895	
VNM	61,500	0.65%	0.99%	4,709,066	5,007,335	MSN's board of directors said that Wincommerce has been profitable in the period of 2025 - 2026, with an operating profit of about VND 3,000 billion.
MSN	78,400	2.35%	2.08%	7,748,557	9,700,531	
SAB	47,800	1.59%	0.63%	1,480,138	1,322,227	
BCM	53,800	0.94%	1.13%	386,014	442,293	In Q1/2026, Hoa Phat's revenue reached more than VND 53,500 billion, up 40% over the same period. Profit after tax reached more than VND 9,056 billion, up 170% over the same period.
DGC	55,800	5.28%	4.10%	10,443,675	8,415,070	
VJC	181,500	0.28%	0.83%	2,590,739	3,340,883	
FPT	73,300	-1.35%	-2.91%	18,560,705	17,065,023	
MWG	86,000	1.42%	2.38%	12,421,525	11,834,155	
GVR	35,800	1.70%	6.23%	6,421,144	7,164,489	
SSI	28,500	4.40%	3.07%	46,326,776	45,007,285	
HPG	27,600	1.10%	-0.54%	51,761,951	41,612,577	

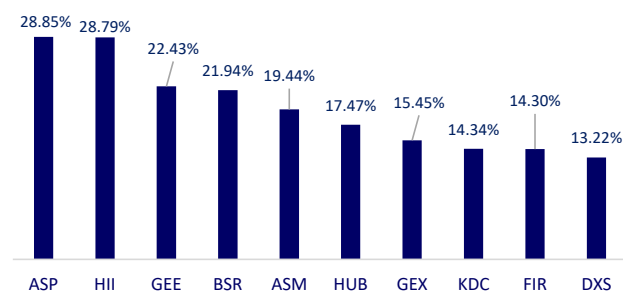
Top highest total traded value stocks (Billion VND)



Foreign net flow 10 nearest sessions (Billion VND)



Top increases in 3 sessions with liquidity



Top decreases in 3 sessions with liquidity

