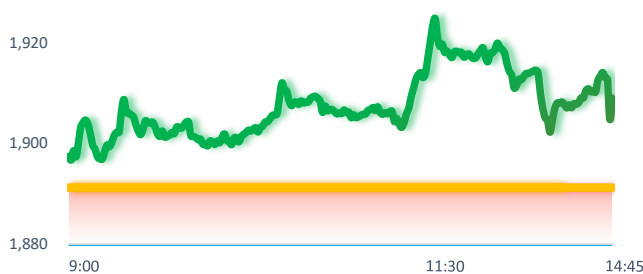
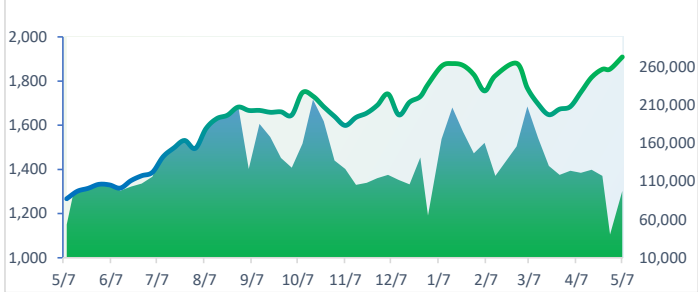
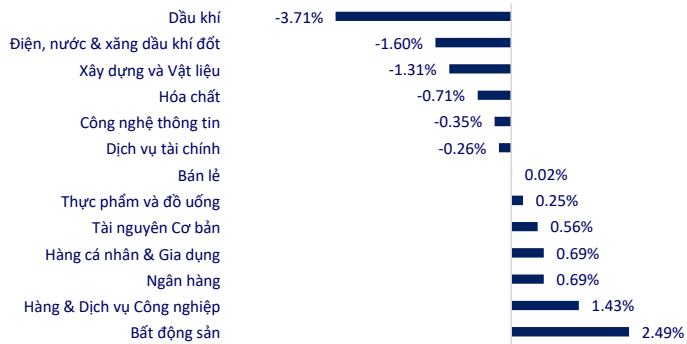


TTCK VIỆT NAM		1D	YTD
VN-INDEX	1,909.01	0.94%	6.98%
HNX	247.76	-0.28%	-0.41%
VN30	2,079.10	1.25%	2.39%
UPCOM	128.18	0.42%	5.96%
GT mua ròng NĐTNN (tỷ)	-312.46		
Tổng GTGD (tỷ)	31,737.04	21.72%	

Lần đầu tiên trong lịch sử, VN-Index thiết lập đỉnh thời đại khi vượt lên 1909 điểm. Nhóm Vingroup dẫn dắt thị trường một mình qua đó cũng khiến cho bất động sản là ngành có mức tăng ấn tượng nhất. Ở chiều ngược lại, dầu khí là ngành tiêu cực nhất phiên hôm nay.

**INTRADAY VNINDEX 7/5/2026**

**VNINDEX (1Y)**


ETF & PHÁI SINH		1D	YTD
E1FVN30	36,690	1.16%	1.66%
FUEMAV30	25,270	1.65%	1.85%
FUESSV30	25,550	0.75%	0.24%
FUESSV50	30,500	-0.59%	7.32%
FUESSVFL	30,180	1.31%	-0.59%
FUEVFVND	37,250	1.09%	-2.74%
FUEVN100	26,790	1.09%	4.98%
4111G5000	2,080.0	0.97%	
4111G6000	2,080.2	0.98%	
4111G9000	2,079.4	0.89%	
4111GC000	2,081.0	1.82%	

**THAY ĐỔI GIÁ TẠI CÁC NGÀNH**


THỊ TRƯỜNG THẾ GIỚI		1D	YTD
Nikkei 225	62,833.84	5.58%	24.82%
Shanghai	4,180.09	0.48%	5.32%
Hang Seng	26,626.28	1.57%	3.88%
Kospi	7,490.05	1.43%	77.73%
BSE Sensex	77,958.52	1.22%	-8.63%
STI (Singapore)	4,941.96	0.30%	6.37%
SET (Thái Lan)	1516.91	1.80%	20.42%
Dầu Brent (\$/thùng)	101.92	-7.24%	67.77%
Vàng (\$/ounce)	4,691.05	2.11%	8.33%

Chứng khoán châu Á tiếp tục đồng thuận với sắc xanh của Phố Wall đêm qua. Chỉ số Nikkei 225 lần đầu tiên đạt mốc 62.000 điểm, đc dẫn dắt bởi sự tăng điểm của các cổ phiếu thuộc nhóm nguyên vật liệu cơ bản, công nghệ và tài chính.

KINH TẾ VĨ MÔ		1D (bps)	YTD (bps)
Lãi suất liên NH	5.90%	-25	-220
Lãi suất tiết kiệm 12T	5.90%	0	130
TPCP - 5 năm	3.97%	-2	61
TPCP - 10 năm	4.28%	0	37
USD/VND	26,368	0.00%	-0.03%
EUR/VND	31,744	-0.12%	0.29%
CNY/VND	3,929	0.07%	2.81%

Từ 15h chiều nay, giá xăng tăng, còn dầu diesel giảm theo đà biến động của thị trường năng lượng thế giới. Cụ thể, xăng RON 95-III tăng 600 đồng lên 24.350 đồng một lít. Tương tự, E5 RON 92 có giá mới 23.790 đồng.

**LỊCH SỰ KIỆN**

Mã	Ngày GDKHQ	Ngày ĐKCC	Ngày thực hiện	Loại	Tỉ lệ	Giá trị
TJC	04/29/2026	05/04/2026	05/19/2026	Tiền mặt	90%	9,000
VIB	04/29/2026	05/04/2026	06/03/2026	Tiền mặt	9%	900
RAL	04/29/2026	05/04/2026	05/14/2026	Tiền mặt	25%	2,500
CCM	04/29/2026	05/04/2026	07/23/2026	Tiền mặt	20%	2,000
EID	05/04/2026	05/05/2026	05/29/2026	Tiền mặt	17%	1,700
PSC	05/04/2026	05/05/2026	05/26/2026	Tiền mặt	7%	700
S55	05/04/2026	05/05/2026	05/20/2026	Tiền mặt	15%	1,500

## TIN TỨC CHỌN LỌC

Lãnh đạo Masan tiết lộ kế hoạch IPO WinCommerce;

DGC vào diện kiểm soát, nhóm cổ đông lớn nắm 45% vốn đề cử nhân sự HĐQT;

Vợ ông Tô Hải thoái sạch vốn tại Vietcap;

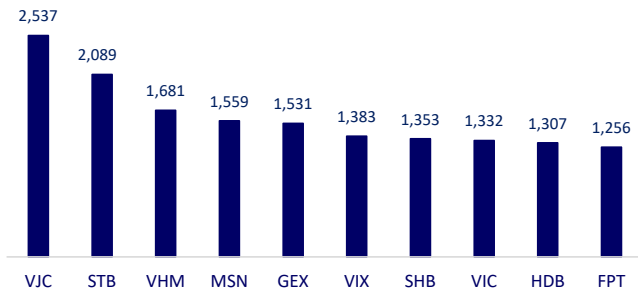
Ông Trump cảnh báo sẽ ném bom dữ dội nếu Iran không chấp nhận thỏa thuận hòa bình;

Iran sẵn sàng hỗ trợ tàu thương mại tại eo biển Hormuz;

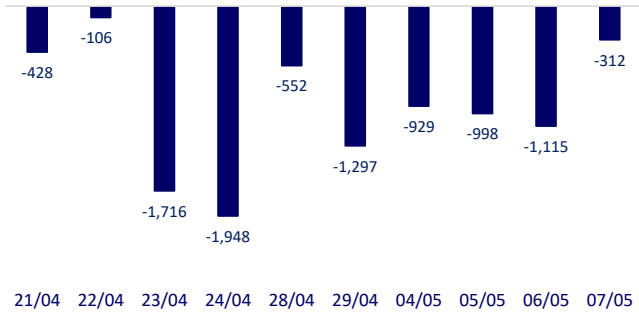
Cú bắt tay lịch sử 50 tỷ USD: Trung Quốc bắt đầu đổ tiền cho DeepSeek.

	Đóng cửa	1D	5D	KL mua	KL bán	Nội dung
VCB	60,300	-0.33%	0.84%	9,288,745	12,160,682	Huy động vốn toàn hệ thống chỉ tăng nhẹ trong quý I/2026, trong khi gần một nửa số ngân hàng ghi nhận sụt giảm tiền gửi.
BID	40,850	-0.12%	1.87%	12,221,353	14,863,539	
CTG	35,800	0.70%	2.43%	20,336,273	21,484,412	
TCB	33,700	-0.59%	-0.44%	15,166,492	17,447,596	
VPB	28,150	0.54%	6.23%	26,106,455	33,503,413	
MBB	26,100	0.19%	0.19%	43,906,742	28,209,038	
HDB	27,500	3.38%	3.38%	53,087,772	52,485,148	
TPB	16,050	-1.23%	-1.23%	17,117,155	25,137,476	
STB	73,700	6.97%	9.19%	29,922,449	30,594,184	
VIB	16,100	-0.62%	-1.23%	12,054,693	12,617,456	
ACB	22,900	-0.87%	-2.55%	29,976,746	28,270,241	
SHB	14,100	0.00%	-3.09%	109,627,110	106,777,183	
SSB	16,800	0.00%	0.60%	3,427,023	3,329,347	
LPB	51,200	3.64%	8.25%	4,469,840	4,868,779	
GAS	76,000	-4.04%	1.06%	2,958,336	3,876,797	Petrolimex bắt tay với Xuân Cầu Holdings cho ra mắt công ty hạ tầng năng lượng xanh
PLX	37,700	-3.33%	1.48%	6,783,834	7,819,387	
VIC	224,000	2.05%	4.67%	7,223,632	6,905,627	VN-Index lập đỉnh mới nhờ cổ phiếu nhóm Vingroup.
VHM	161,500	6.95%	10.62%	15,553,882	12,570,596	
VRE	36,500	-0.27%	13.00%	17,471,908	21,198,317	
VNM	61,500	0.00%	0.99%	6,704,221	9,241,499	Masan báo lãi quý I cao kỷ lục, tập đoàn có thể nâng kế hoạch lợi nhuận 2026 lên 10.000 - 12.000 tỷ đồng.
MSN	81,000	3.32%	5.47%	23,509,452	27,252,617	
SAB	46,650	-2.41%	-1.79%	1,770,518	2,051,827	
BCM	53,400	-0.74%	0.38%	460,637	1,101,618	Khởi ngoại bán ròng 13.000 tỷ đồng cổ phiếu FPT, room ngoại của cổ phiếu này hơn 18%.
DGC	53,900	-3.41%	0.56%	5,684,661	6,238,325	
VJC	182,000	0.28%	1.11%	8,955,081	9,492,896	
FPT	73,000	-0.41%	-3.31%	16,092,311	17,916,874	
MWG	86,000	0.00%	2.38%	13,102,107	14,629,326	
GVR	35,850	0.14%	6.38%	7,440,202	8,916,386	
SSI	28,350	-0.53%	2.53%	28,338,416	43,100,310	
HPG	27,750	0.54%	0.00%	44,335,076	43,490,086	

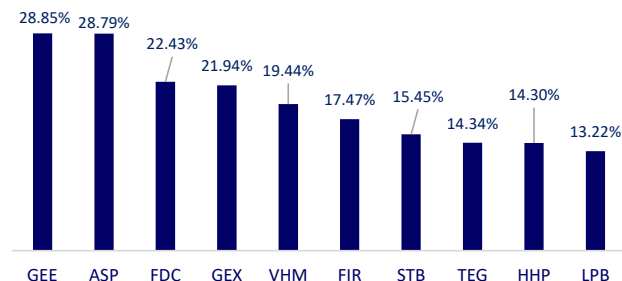
Top CP có tổng giá trị giao dịch cao nhất (tỷ đồng)



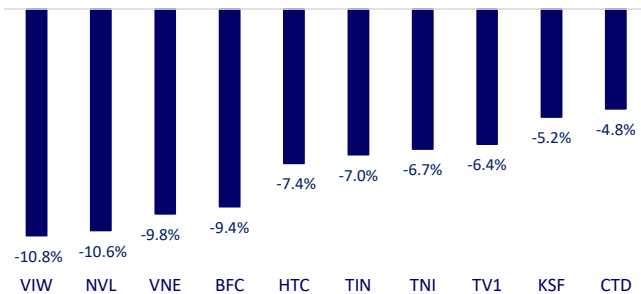
Dòng tiền NĐTNN 10 phiên gần nhất (tỷ đồng)



Top tăng 3 phiên có thanh khoản


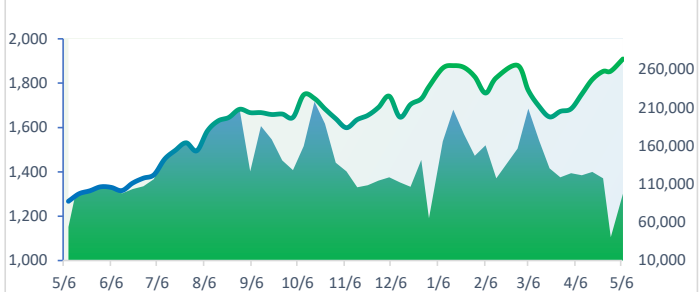


Top giảm 3 phiên có thanh khoản

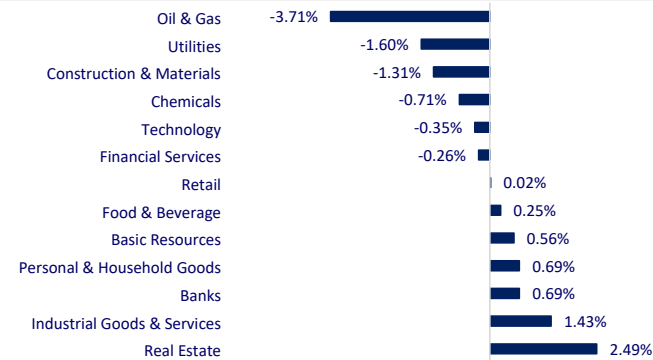


VIETNAM STOCK MARKET		1D	YTD
VN-INDEX	1,909.01	0.94%	6.98%
HNX	247.76	-0.28%	-0.41%
VN30	2,079.10	1.25%	2.39%
UPCOM	128.18	0.42%	5.96%
Net Foreign buy (B)	-312.46		
Total trading value (B)	31,737.04	21.72%	

For the first time in history, VN-Index set an era peak when it reached 1909 points. The Vingroup group leads the market alone, thereby also making real estate the industry with the most impressive increase. On the other hand, oil and gas was the most negative industry today.

**INTRADAY VNINDEX 5/7/2026**

**VNINDEX (1Y)**


ETF & DERIVATIVES		1D	YTD
E1VFN30	36,690	1.16%	1.66%
FUEMAV30	25,270	1.65%	1.85%
FUESSV30	25,550	0.75%	0.24%
FUESSV50	30,500	-0.59%	7.32%
FUESSVFL	30,180	1.31%	-0.59%
FUEVFND	37,250	1.09%	-2.74%
FUEVN100	26,790	1.09%	4.98%
4111G5000	2,080.0	0.97%	
4111G6000	2,080.2	0.98%	
4111G9000	2,079.4	0.89%	
4111GC000	2,081.0	1.82%	

**CHANGE IN PRICE BY SECTOR**


GLOBAL MARKET		1D	YTD
Nikkei 225	62,833.84	5.58%	24.82%
Shanghai Component	4,180.09	0.48%	5.32%
Hang Seng	26,626.28	1.57%	3.88%
Kospi	7,490.05	1.43%	77.73%
BSE Sensex	77,958.52	1.22%	-8.63%
STI (Singapore)	4,941.96	0.30%	6.37%
SET (Thailand)	1,516.91	1.80%	20.42%
Brent oil (\$/barrel)	101.92	-7.24%	67.77%
Gold (\$/ounce)	4,691.05	2.11%	8.33%

Asian stocks continued to agree with the green of Wall Street last night. The Nikkei 225 index reached 62,000 points for the first time, led by gains in stocks in the basic materials, technology and financial sectors.

VIETNAM ECONOMY		1D (bps)	YTD (bps)
Vnibor	5.90%	-25	-220
Deposit interest 12M	5.90%	0	130
5 year-Gov. Bond	3.97%	-2	61
10 year-Gov. Bond	4.28%	0	37
USD/VND	26,368	0.00%	-0.03%
EUR/VND	31,744	-0.12%	0.29%
CNY/VND	3,929	0.07%	2.81%

From 15 o'clock this afternoon, gasoline prices increased, while diesel decreased according to the fluctuations of the world energy market. Specifically, RON 95-III gasoline increased by 600 VND to 24,350 VND per liter. Similarly, the E5 RON 92 has a new price of 23,790 VND.

**EVENT CALENDAR**

Ticker	Ex-right Date	Last register	Exercise Date	Type	Rate	Value
TJC	4/29/2026	5/4/2026	5/19/2026	Cash	90%	9,000
VIB	4/29/2026	5/4/2026	6/3/2026	Cash	9%	900
RAL	4/29/2026	5/4/2026	5/14/2026	Cash	25%	2,500
CCM	4/29/2026	5/4/2026	7/23/2026	Cash	20%	2,000
EID	5/4/2026	5/5/2026	5/29/2026	Cash	17%	1,700
PSC	5/4/2026	5/5/2026	5/26/2026	Cash	7%	700
S55	5/4/2026	5/5/2026	5/20/2026	Cash	15%	1,500

## SELECTED NEWS

Masan leaders reveal WinCommerce IPO plan;

DGC is under control, a group of major shareholders holds 45% of the capital to nominate personnel of the Board of Directors;

Mr. To Hai's wife divested her capital in Vietcap;

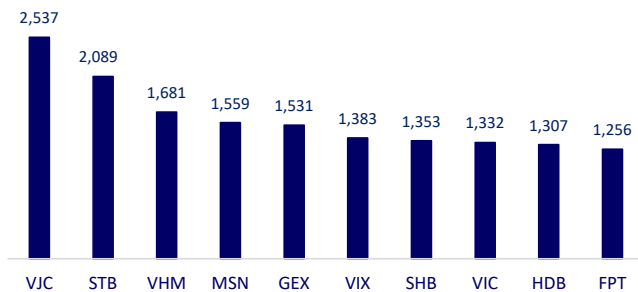
Trump warned of violent bombing if Iran did not accept the peace deal;

Iran is ready to support commercial ships in the Strait of Hormuz;

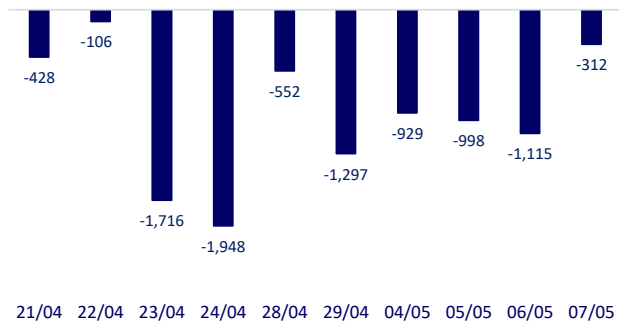
Historic \$50 billion handshake: China starts pouring money into DeepSeek.

	Close	1D	5D	Buying vol.	Selling vol.	Content
VCB	60,300	-0.33%	0.84%	9,288,745	12,160,682	System-wide capital mobilization only increased slightly in the first quarter of 2026, while nearly half of banks recorded a decline in deposits.
BID	40,850	-0.12%	1.87%	12,221,353	14,863,539	
CTG	35,800	0.70%	2.43%	20,336,273	21,484,412	
TCB	33,700	-0.59%	-0.44%	15,166,492	17,447,596	
VPB	28,150	0.54%	6.23%	26,106,455	33,503,413	
MBB	26,100	0.19%	0.19%	43,906,742	28,209,038	
HDB	27,500	3.38%	3.38%	53,087,772	52,485,148	
TPB	16,050	-1.23%	-1.23%	17,117,155	25,137,476	
STB	73,700	6.97%	9.19%	29,922,449	30,594,184	
VIB	16,100	-0.62%	-1.23%	12,054,693	12,617,456	
ACB	22,900	-0.87%	-2.55%	29,976,746	28,270,241	Petrolimex joins hands with Xuan Cau Holdings to launch a green energy infrastructure company
SHB	14,100	0.00%	-3.09%	109,627,110	106,777,183	
SSB	16,800	0.00%	0.60%	3,427,023	3,329,347	
LPB	51,200	3.64%	8.25%	4,469,840	4,868,779	
GAS	76,000	-4.04%	1.06%	2,958,336	3,876,797	
PLX	37,700	-3.33%	1.48%	6,783,834	7,819,387	
VIC	224,000	2.05%	4.67%	7,223,632	6,905,627	
VHM	161,500	6.95%	10.62%	15,553,882	12,570,596	
VRE	36,500	-0.27%	13.00%	17,471,908	21,198,317	
VNM	61,500	0.00%	0.99%	6,704,221	9,241,499	
MSN	81,000	3.32%	5.47%	23,509,452	27,252,617	
SAB	46,650	-2.41%	-1.79%	1,770,518	2,051,827	
BCM	53,400	-0.74%	0.38%	460,637	1,101,618	
DGC	53,900	-3.41%	0.56%	5,684,661	6,238,325	
VJC	182,000	0.28%	1.11%	8,955,081	9,492,896	
FPT	73,000	-0.41%	-3.31%	16,092,311	17,916,874	
MWG	86,000	0.00%	2.38%	13,102,107	14,629,326	
GVR	35,850	0.14%	6.38%	7,440,202	8,916,386	
SSI	28,350	-0.53%	2.53%	28,338,416	43,100,310	
HPG	27,750	0.54%	0.00%	44,335,076	43,490,086	Foreign investors net sold VND 13,000 billion of FPT shares, the foreign room of this stock was more than 18%.

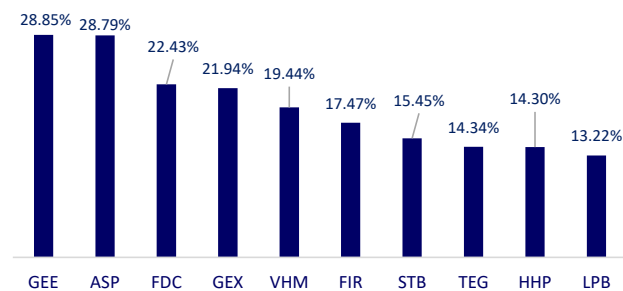
Top highest total traded value stocks (Billion VND)



Foreign net flow 10 nearest sessions (Billion VND)



Top increases in 3 sessions with liquidity



Top decreases in 3 sessions with liquidity

