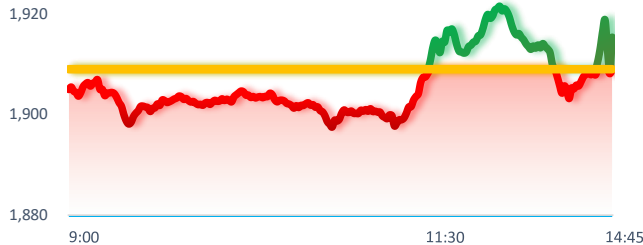
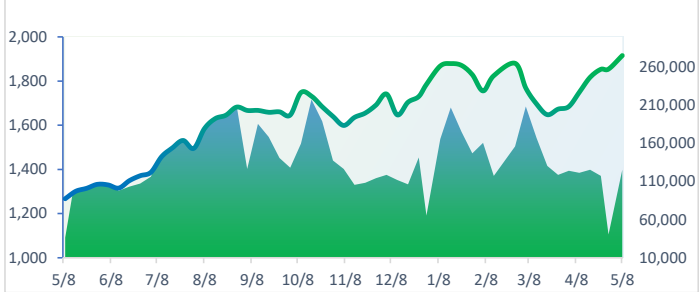
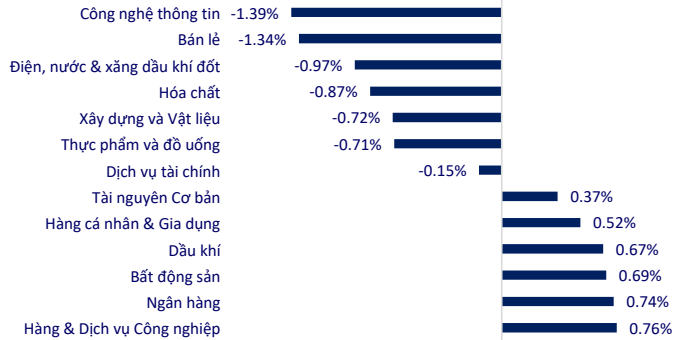


TTCK VIỆT NAM		1D	YTD
VN-INDEX	1,915.37	0.33%	7.33%
HNX	246.49	-0.51%	-0.92%
VN30	2,074.06	-0.24%	2.14%
UPCOM	127.33	-0.66%	5.26%
GT mua ròng NĐTNN (tỷ)	-900.19		
Tổng GTGD (tỷ)	29,721.40	-6.35%	

Trải qua sự rung lắc, VN-Index tiếp tục vươn lên đỉnh cao mới trong phiên cuối tuần. Nhờ VIC, VHM, BID, VCB, CTG mà ngân hàng và bất động sản là những ngành tích cực nhất. Ở chiều ngược lại, công nghệ và bán lẻ là ngành tiêu cực nhất phiên hôm nay.

INTRADAY VNINDEX 8/5/2026

VNINDEX (1Y)


ETF & PHÁI SINH		1D	YTD
E1VFN30	36,680	-0.03%	1.63%
FUEMAV30	25,150	-0.47%	1.37%
FUESSV30	25,700	0.59%	0.82%
FUESSV50	30,490	-0.03%	7.28%
FUESSVFL	30,230	0.17%	-0.43%
FUEVFVND	37,040	-0.56%	-3.29%
FUEVN100	26,700	-0.34%	4.62%
4111G5000	2,073.4	-0.32%	
4111G6000	2,071.2	-0.43%	
4111G9000	2,071.1	-0.40%	
4111GC000	2,067.7	-0.33%	

THAY ĐỔI GIÁ TẠI CÁC NGÀNH


THỊ TRƯỜNG THẾ GIỚI		1D	YTD
Nikkei 225	62,713.65	-0.19%	24.58%
Shanghai	4,179.95	0.00%	5.32%
Hang Seng	26,393.71	-0.87%	2.98%
Kospi	7,498.00	0.11%	77.92%
BSE Sensex	77,844.52	-0.15%	-8.77%
STI (Singapore)	4,291.90	-0.41%	-7.63%
SET (Thái Lan)	1507.53	-0.62%	19.68%
Dầu Brent (\$/thùng)	103.49	2.19%	70.35%
Vàng (\$/ounce)	4,687.24	-0.25%	8.24%

Thị trường châu Á phần lớn giảm điểm vào thứ Sáu, khi lo ngại gia tăng về việc leo thang xung đột giữa Iran và Mỹ trong bối cảnh thỏa thuận ngừng bắn mong manh.

KINH TẾ VĨ MÔ		1D (bps)	YTD (bps)
Lãi suất liên NH	5.20%	-70	-290
Lãi suất tiết kiệm 12T	5.90%	0	130
TPCP - 5 năm	3.98%	1	62
TPCP - 10 năm	4.28%	0	37
USD/VND	26,367	0.00%	-0.04%
EUR/VND	31,660	-0.26%	0.02%
CNY/VND	3,929	0.00%	2.80%

Tỷ giá trong nước hôm hạ nhiệt, đặc biệt giá USD tự do giảm mạnh 130 VND chiều mua vào và 120 VND chiều bán ra, hiện giao dịch ở mức 26.450 - 26.500 VND/USD.

LỊCH SỰ KIỆN

Mã	Ngày GDKHQ	Ngày ĐKCC	Ngày thực hiện	Loại	Tỉ lệ	Giá trị
TJC	04/29/2026	05/04/2026	05/19/2026	Tiền mặt	90%	9,000
VIB	04/29/2026	05/04/2026	06/03/2026	Tiền mặt	9%	900
RAL	04/29/2026	05/04/2026	05/14/2026	Tiền mặt	25%	2,500
CCM	04/29/2026	05/04/2026	07/23/2026	Tiền mặt	20%	2,000
EID	05/04/2026	05/05/2026	05/29/2026	Tiền mặt	17%	1,700
PSC	05/04/2026	05/05/2026	05/26/2026	Tiền mặt	7%	700
S55	05/04/2026	05/05/2026	05/20/2026	Tiền mặt	15%	1,500

TIN TỨC CHỌN LỌC

Lãnh đạo Masan tiết lộ kế hoạch IPO WinCommerce;

DGC vào diện kiểm soát, nhóm cổ đông lớn nắm 45% vốn đề cử nhân sự HĐQT;

Vợ ông Tô Hải thoái sạch vốn tại Vietcap;

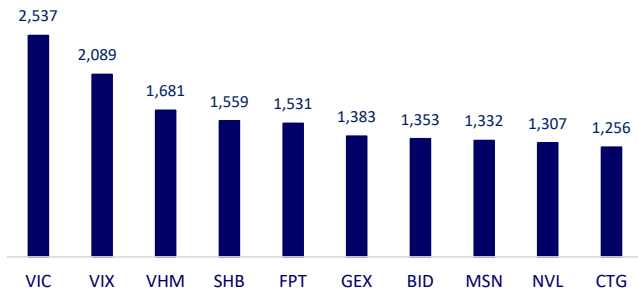
Ông Trump cảnh báo sẽ ném bom dữ dội nếu Iran không chấp nhận thỏa thuận hòa bình;

Iran sẵn sàng hỗ trợ tàu thương mại tại eo biển Hormuz;

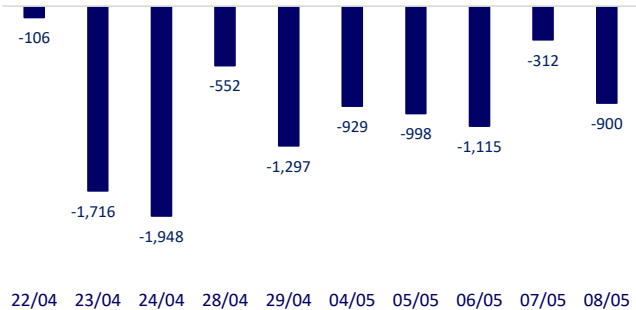
Cú bắt tay lịch sử 50 tỷ USD: Trung Quốc bắt đầu đổ tiền cho DeepSeek.

	Đóng cửa	1D	5D	KL mua	KL bán	Nội dung
VCB	60,700	0.66%	1.51%	15,354,915	19,235,284	Huy động vốn toàn hệ thống chỉ tăng nhẹ trong quý I/2026, trong khi gần một nửa số ngân hàng ghi nhận sụt giảm tiền gửi.
BID	42,400	3.79%	5.74%	38,681,714	36,028,740	
CTG	36,200	1.12%	3.58%	24,884,549	37,038,464	
TCB	33,850	0.45%	0.00%	17,721,517	17,964,610	
VPB	27,950	-0.71%	5.47%	23,106,049	30,401,822	
MBB	26,150	0.19%	0.38%	51,269,169	41,445,218	
HDB	27,350	-0.55%	2.82%	15,628,831	20,887,623	
TPB	16,000	-0.31%	-1.54%	22,320,489	19,192,589	
STB	73,500	-0.27%	8.89%	11,251,978	13,517,308	
VIB	16,050	-0.31%	-1.53%	14,886,054	15,974,737	
ACB	22,850	-0.22%	-2.77%	21,926,607	21,238,704	
SHB	14,250	1.06%	-2.06%	135,100,511	139,088,445	
SSB	16,800	0.00%	0.60%	3,247,699	2,780,498	
LPB	51,800	1.17%	9.51%	3,402,626	4,457,722	
GAS	74,700	-1.71%	-0.66%	2,164,963	2,625,662	Petrolimex bắt tay với Xuân Cầu Holdings cho ra mắt công ty hạ tầng năng lượng xanh
PLX	37,600	-0.27%	1.21%	3,783,446	3,537,947	
VIC	226,000	0.89%	5.61%	11,631,489	10,935,103	VN-Index tiếp tục leo đỉnh mới nhờ cổ phiếu nhóm Vingroup.
VHM	164,000	1.55%	12.33%	12,399,581	12,763,568	
VRE	35,900	-1.64%	11.15%	12,860,882	13,921,764	
VNM	60,900	-0.98%	0.00%	5,091,717	6,562,157	Masan báo lãi quý I cao kỷ lục, tập đoàn có thể nâng kế hoạch lợi nhuận 2026 lên 10.000 - 12.000 tỷ đồng.
MSN	80,200	-0.99%	4.43%	12,615,486	17,260,693	
SAB	46,250	-0.86%	-2.63%	2,408,006	1,481,740	
BCM	53,000	-0.75%	-0.38%	512,628	889,021	Khởi ngoại tiếp tục xả mạnh cổ phiếu FPT, dẫn đến room ngoại của cổ phiếu này hờ 18.6%.
DGC	52,200	-3.15%	-2.61%	6,666,301	7,012,270	
VJC	176,200	-3.19%	-2.11%	3,363,178	3,861,187	
FPT	71,900	-1.51%	-4.77%	21,734,593	23,358,668	
MWG	84,600	-1.63%	0.71%	8,313,682	8,278,444	
GVR	35,700	-0.42%	5.93%	5,566,153	6,705,913	
SSI	28,300	-0.18%	2.35%	25,743,142	31,322,060	
HPG	27,850	0.36%	0.36%	33,820,617	36,350,270	

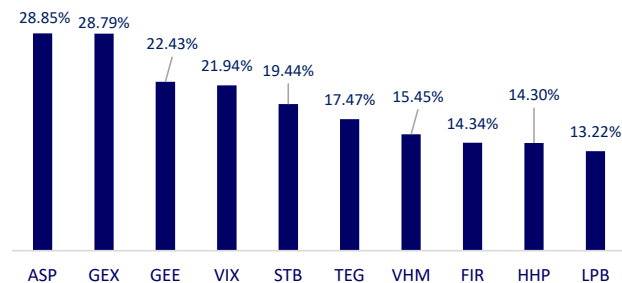
Top CP có tổng giá trị giao dịch cao nhất (tỷ đồng)



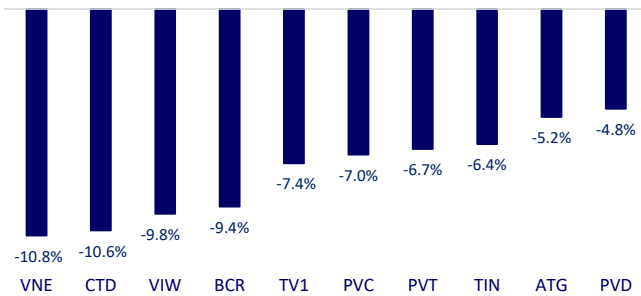
Dòng tiền NĐTNN 10 phiên gần nhất (tỷ đồng)



Top tăng 3 phiên có thanh khoản


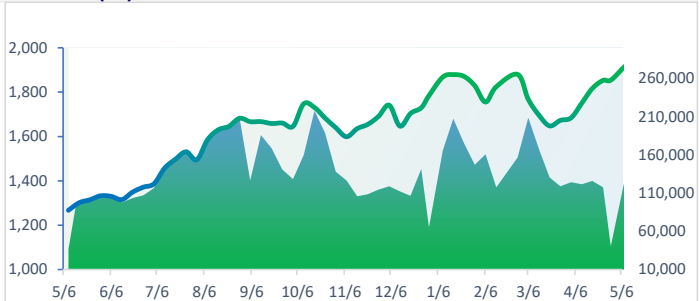


Top giảm 3 phiên có thanh khoản

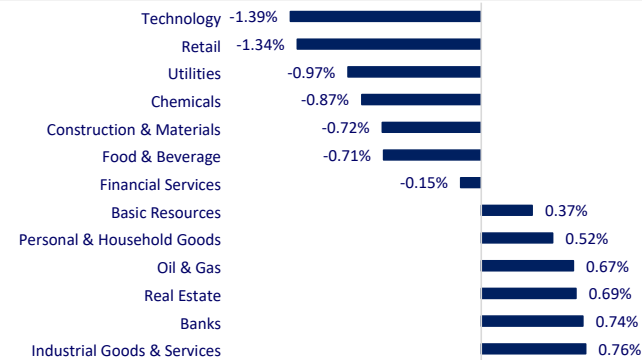


VIETNAM STOCK MARKET		1D	YTD
VN-INDEX	1,915.37	0.33%	7.33%
HNX	246.49	-0.51%	-0.92%
VN30	2,074.06	-0.24%	2.14%
UPCOM	127.33	-0.66%	5.26%
Net Foreign buy (B)	-900.19		
Total trading value (B)	29,721.40	-6.35%	

Experiencing the shaking, VN-Index continued to rise to a new peak in the weekend session. Thanks to VIC, VHM, BID, VCB, CTG, banking and real estate are the most active industries. On the other hand, technology and retail were the most negative industries today.

INTRADAY VNINDEX 5/8/2026

VNINDEX (1Y)


ETF & DERIVATIVES		1D	YTD
E1VFN30	36,680	-0.03%	1.63%
FUEMAV30	25,150	-0.47%	1.37%
FUESSV30	25,700	0.59%	0.82%
FUESSV50	30,490	-0.03%	7.28%
FUESSVFL	30,230	0.17%	-0.43%
FUEVFND	37,040	-0.56%	-3.29%
FUEVN100	26,700	-0.34%	4.62%
4111G5000	2,073.4	-0.32%	
4111G6000	2,071.2	-0.43%	
4111G9000	2,071.1	-0.40%	
4111GC000	2,067.7	-0.33%	

CHANGE IN PRICE BY SECTOR


GLOBAL MARKET		1D	YTD
Nikkei 225	62,713.65	-0.19%	24.58%
Shanghai Component	4,179.95	0.00%	5.32%
Hang Seng	26,393.71	-0.87%	2.98%
Kospi	7,498.00	0.11%	77.92%
BSE Sensex	77,844.52	-0.15%	-8.77%
STI (Singapore)	4,291.90	-0.41%	-7.63%
SET (Thailand)	1,507.53	-0.62%	19.68%
Brent oil (\$/barrel)	103.49	2.19%	70.35%
Gold (\$/ounce)	4,687.24	-0.25%	8.24%

Asian markets were mostly lower on Friday, as fears grew about an escalation of the conflict between Iran and the U.S. amid a fragile ceasefire.

VIETNAM ECONOMY		1D (bps)	YTD (bps)
Vnibor	5.20%	-70	-290
Deposit interest 12M	5.90%	0	130
5 year-Gov. Bond	3.98%	1	62
10 year-Gov. Bond	4.28%	0	37
USD/VND	26,367	0.00%	-0.04%
EUR/VND	31,660	-0.26%	0.02%
CNY/VND	3,929	0.00%	2.80%

The domestic exchange rate cooled down on the day, especially the free USD price fell sharply by 130 VND in the buying direction and 120 VND in the selling direction, currently trading at 26,450 - 26,500 VND/USD.

EVENT CALENDAR

Ticker	Ex-right Date	Last register	Exercise Date	Type	Rate	Value
TJC	4/29/2026	5/4/2026	5/19/2026	Cash	90%	9,000
VIB	4/29/2026	5/4/2026	6/3/2026	Cash	9%	900
RAL	4/29/2026	5/4/2026	5/14/2026	Cash	25%	2,500
CCM	4/29/2026	5/4/2026	7/23/2026	Cash	20%	2,000
EID	5/4/2026	5/5/2026	5/29/2026	Cash	17%	1,700
PSC	5/4/2026	5/5/2026	5/26/2026	Cash	7%	700
S55	5/4/2026	5/5/2026	5/20/2026	Cash	15%	1,500

SELECTED NEWS

Masan leaders reveal WinCommerce IPO plan;

DGC is under control, a group of major shareholders holds 45% of the capital to nominate personnel of the Board of Directors;

Mr. To Hai's wife divested her capital in Vietcap;

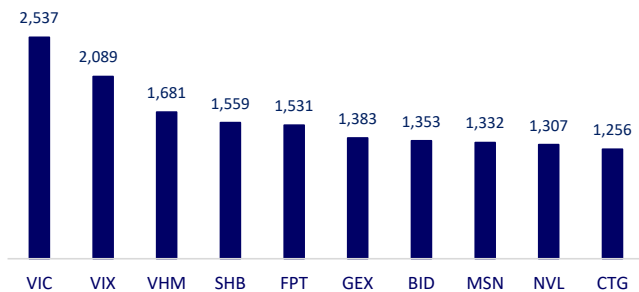
Trump warned of violent bombing if Iran did not accept the peace deal;

Iran is ready to support commercial ships in the Strait of Hormuz;

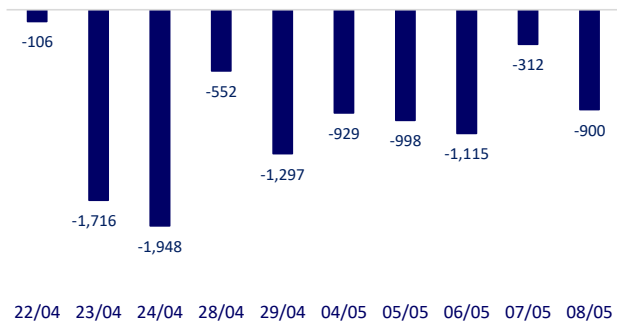
Historic \$50 billion handshake: China starts pouring money into DeepSeek.

	Close	1D	5D	Buying vol.	Selling vol.	Content
VCB	60,700	0.66%	1.51%	15,354,915	19,235,284	System-wide capital mobilization only increased slightly in the first quarter of 2026, while nearly half of banks recorded a decline in deposits.
BID	42,400	3.79%	5.74%	38,681,714	36,028,740	
CTG	36,200	1.12%	3.58%	24,884,549	37,038,464	
TCB	33,850	0.45%	0.00%	17,721,517	17,964,610	
VPB	27,950	-0.71%	5.47%	23,106,049	30,401,822	
MBB	26,150	0.19%	0.38%	51,269,169	41,445,218	
HDB	27,350	-0.55%	2.82%	15,628,831	20,887,623	
TPB	16,000	-0.31%	-1.54%	22,320,489	19,192,589	
STB	73,500	-0.27%	8.89%	11,251,978	13,517,308	
VIB	16,050	-0.31%	-1.53%	14,886,054	15,974,737	
ACB	22,850	-0.22%	-2.77%	21,926,607	21,238,704	Petrolimex joins hands with Xuan Cau Holdings to launch a green energy infrastructure company
SHB	14,250	1.06%	-2.06%	135,100,511	139,088,445	
SSB	16,800	0.00%	0.60%	3,247,699	2,780,498	
LPB	51,800	1.17%	9.51%	3,402,626	4,457,722	VN-Index continues to climb new highs thanks to Vingroup stocks.
GAS	74,700	-1.71%	-0.66%	2,164,963	2,625,662	
PLX	37,600	-0.27%	1.21%	3,783,446	3,537,947	
VIC	226,000	0.89%	5.61%	11,631,489	10,935,103	Masan reported a record high profit in the first quarter, the group can raise the profit plan in 2026 to VND 10,000 - 12,000 billion.
VHM	164,000	1.55%	12.33%	12,399,581	12,763,568	
VRE	35,900	-1.64%	11.15%	12,860,882	13,921,764	
VNM	60,900	-0.98%	0.00%	5,091,717	6,562,157	
MSN	80,200	-0.99%	4.43%	12,615,486	17,260,693	
SAB	46,250	-0.86%	-2.63%	2,408,006	1,481,740	
BCM	53,000	-0.75%	-0.38%	512,628	889,021	
DGC	52,200	-3.15%	-2.61%	6,666,301	7,012,270	
VJC	176,200	-3.19%	-2.11%	3,363,178	3,861,187	
FPT	71,900	-1.51%	-4.77%	21,734,593	23,358,668	
MWG	84,600	-1.63%	0.71%	8,313,682	8,278,444	Foreign investors continued to dump FPT stocks sharply, leading to an open foreign room of 18.6%.
GVR	35,700	-0.42%	5.93%	5,566,153	6,705,913	
SSI	28,300	-0.18%	2.35%	25,743,142	31,322,060	
HPG	27,850	0.36%	0.36%	33,820,617	36,350,270	

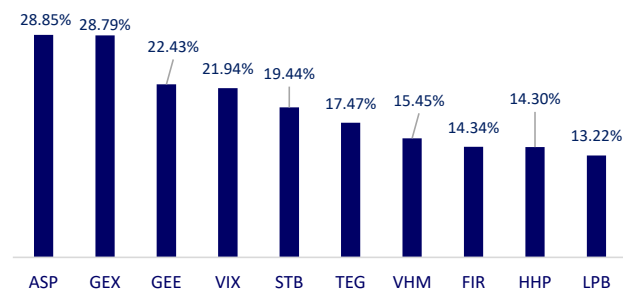
Top highest total traded value stocks (Billion VND)



Foreign net flow 10 nearest sessions (Billion VND)



Top increases in 3 sessions with liquidity



Top decreases in 3 sessions with liquidity

