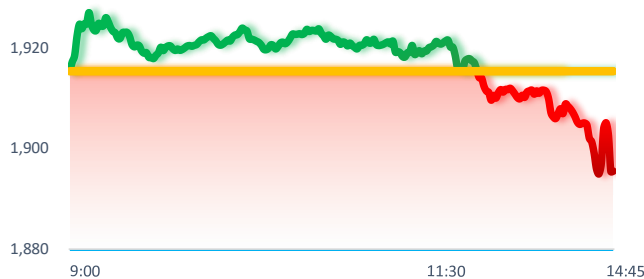
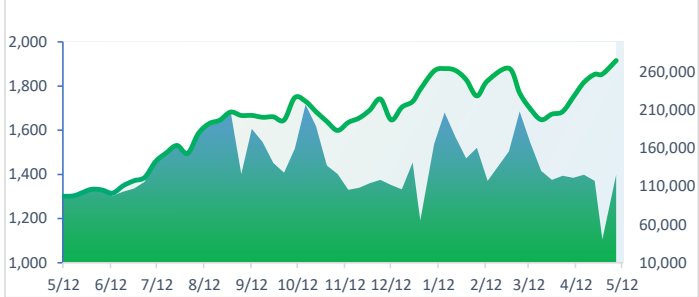
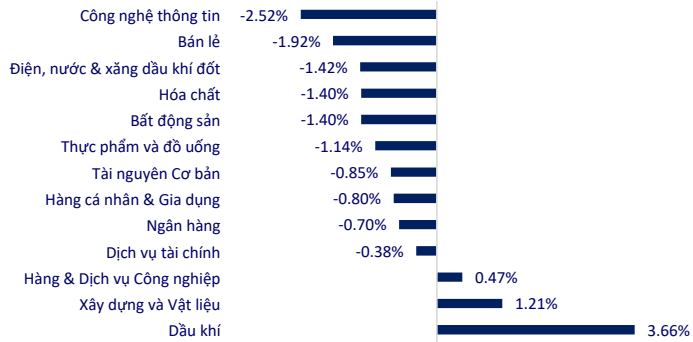


TTCK VIỆT NAM		1D	YTD
VN-INDEX	1,895.50	-1.04%	6.22%
HNX	248.06	0.64%	-0.29%
VN30	2,040.51	-1.62%	0.49%
UPCOM	127.23	-0.08%	5.17%
GT mua ròng NĐTNN (tỷ)	-1,006.33		
Tổng GTGD (tỷ)	29,953.39	0.78%	

Sau khi vượt đỉnh cuối tuần trước, VN-Index lại dễ mất 1.900 điểm ngay đầu tuần mới. Sự lao dốc của FPT là nguyên nhân khiến cho công nghệ là ngành tiêu cực nhất. Ở chiều ngược lại, BSR giúp cho nhóm ngành dầu khí giữ được sắc xanh khi thị trường hầu hết chìm trong sắc đỏ.

**INTRADAY VNINDEX 11/5/2026**

**VNINDEX (1Y)**


ETF & PHÁI SINH		1D	YTD
E1VFN30	36,260	-1.15%	0.47%
FUEMAV30	25,000	-0.60%	0.77%
FUESSV30	25,660	-0.16%	0.67%
FUESSV50	29,920	-1.87%	5.28%
FUESSVFL	30,270	0.13%	-0.30%
FUEVFVND	36,600	-1.19%	-4.44%
FUEVN100	26,750	0.19%	4.82%
4111G5000	2,039.0	-1.66%	
4111G6000	2,040.0	-1.51%	
4111G9000	2,042.4	-1.39%	
4111GC000	2,040.9	-1.30%	

**THAY ĐỔI GIÁ TẠI CÁC NGÀNH**


THỊ TRƯỜNG THẾ GIỚI		1D	YTD
Nikkei 225	62,408.00	-1.63%	23.97%
Shanghai	4,225.02	1.08%	6.45%
Hang Seng	26,406.84	0.05%	3.03%
Kospi	7,822.24	4.32%	85.62%
BSE Sensex	77,328.19	-0.66%	-9.37%
STI (Singapore)	4,921.90	-0.41%	5.93%
SET (Thái Lan)	1500.36	-0.48%	19.11%
Dầu Brent (\$/thùng)	104.68	1.23%	72.31%
Vàng (\$/ounce)	4,696.82	0.60%	8.46%

Chỉ số Kospi của Hàn Quốc mở cửa ở mức kỷ lục mới vào thứ Hai, dẫn đầu đà tăng trên các thị trường châu Á trong bối cảnh giá dầu tăng và căng thẳng leo thang giữa Mỹ và Iran, sau đó kết phiên Kospi hạ nhiệt còn tăng 4.3%

KINH TẾ VĨ MÔ		1D (bps)	YTD (bps)
Lãi suất liên NH	5.20%	0	-290
Lãi suất tiết kiệm 12T	5.90%	0	130
TPCP - 5 năm	4.00%	2	64
TPCP - 10 năm	4.30%	2	39
USD/VND	26,373	0.02%	-0.02%
EUR/VND	31,762	0.32%	0.34%
CNY/VND	3,931	0.05%	2.86%

Thị trường vàng trong nước khởi động tuần mới bằng các bước giảm liên tiếp. Sau khi giảm về 166,4 triệu lúc mở phiên, các thương hiệu tiếp tục đẩy giá xuống, hiện chỉ còn neo giá trên mức 165 triệu.

**LỊCH SỰ KIỆN**

Mã	Ngày GDKHQ	Ngày ĐKCC	Ngày thực hiện	Loại	Tỉ lệ	Giá trị
TJC	04/29/2026	05/04/2026	05/19/2026	Tiền mặt	90%	9,000
VIB	04/29/2026	05/04/2026	06/03/2026	Tiền mặt	9%	900
RAL	04/29/2026	05/04/2026	05/14/2026	Tiền mặt	25%	2,500
CCM	04/29/2026	05/04/2026	07/23/2026	Tiền mặt	20%	2,000
EID	05/04/2026	05/05/2026	05/29/2026	Tiền mặt	17%	1,700
PSC	05/04/2026	05/05/2026	05/26/2026	Tiền mặt	7%	700
S55	05/04/2026	05/05/2026	05/20/2026	Tiền mặt	15%	1,500

## TIN TỨC CHỌN LỌC

Lãnh đạo Masan tiết lộ kế hoạch IPO WinCommerce;

DGC vào diện kiểm soát, nhóm cổ đông lớn nắm 45% vốn đề cử nhân sự HĐQT;

Vợ ông Tô Hải thoái sạch vốn tại Vietcap;

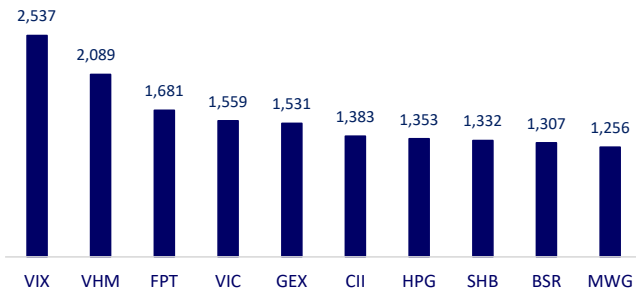
Ông Trump cảnh báo sẽ ném bom dữ dội nếu Iran không chấp nhận thỏa thuận hòa bình;

Iran sẵn sàng hỗ trợ tàu thương mại tại eo biển Hormuz;

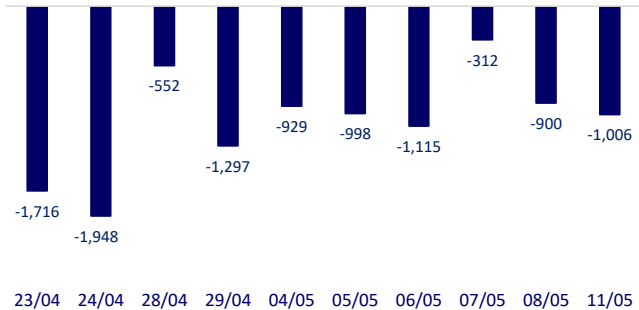
Cú bắt tay lịch sử 50 tỷ USD: Trung Quốc bắt đầu đổ tiền cho DeepSeek.

	Đóng cửa	1D	5D	KL mua	KL bán	Nội dung	
VCB	60,300	-0.66%	-0.66%	9,116,241	11,618,861	Nhóm Âu Lạc nâng sở hữu tại ACB lên 6%, HDBank chi hơn 8.500 tỷ đồng nắm quyền chi phối Chứng khoán HD.	
BID	41,500	-2.12%	1.59%	9,334,408	14,786,677		
CTG	35,600	-1.66%	0.71%	10,471,994	14,733,448		
TCB	33,800	-0.15%	0.75%	17,161,029	17,898,743		
VPB	27,800	-0.54%	3.15%	27,067,448	29,450,832		
MBB	26,000	-0.57%	-0.38%	35,771,073	30,177,148		
HDB	26,900	-1.65%	1.51%	23,268,208	26,759,185		
TPB	15,750	-1.56%	-3.37%	20,556,417	21,494,455		
STB	72,200	-1.77%	9.06%	6,136,650	6,933,248		
VIB	15,950	-0.62%	-1.24%	13,887,233	12,465,882		
ACB	22,750	-0.44%	-1.52%	19,238,921	18,826,769	Giá dầu thế giới tăng trở lại, BSR tăng trần hỗ trợ cho ngành dầu khí.	
SHB	14,150	-0.70%	-1.39%	78,752,932	88,837,887		
SSB	16,700	-0.60%	-0.30%	3,060,449	3,421,819		
LPB	52,800	1.93%	12.34%	2,921,149	3,195,825		
GAS	73,600	-1.47%	-3.79%	3,048,918	2,971,289		
PLX	36,800	-2.13%	-4.91%	8,530,593	7,751,706		
VIC	223,000	-1.33%	5.19%	6,200,797	7,623,462		Hà Nội chốt 3 phường không nằm trong dự án Trục đại lộ cảnh quan sông Hồng.
VHM	161,000	-1.83%	13.38%	11,880,103	12,965,708		
VRE	33,600	-6.41%	-0.30%	15,044,202	20,636,154		
VNM	60,600	-0.49%	-0.49%	6,077,583	7,142,601		Vinamilk dự kiến tăng giá bán khoảng 2-3% để chuyển một phần chi phí sang người tiêu dùng.
MSN	77,500	-3.37%	0.91%	10,362,055	14,502,943		
SAB	47,600	2.92%	0.53%	2,414,511	2,338,361		
BCM	52,000	-1.89%	-2.62%	703,881	635,639	Cổ phiếu FPT rơi về đáy 28 tháng.	
DGC	48,600	-6.90%	-8.99%	11,726,656	11,906,138		
VJC	170,500	-3.23%	-5.23%	2,590,165	3,021,166		
FPT	70,000	-2.64%	-5.02%	23,432,259	25,097,939		
MWG	83,500	-1.30%	-1.65%	10,614,004	11,524,702		
GVR	34,750	-2.66%	-3.61%	6,963,265	6,727,541		
SSI	28,300	0.00%	2.17%	38,250,389	47,930,013		
HPG	27,000	-1.28%	-0.38%	37,006,745	53,160,390		

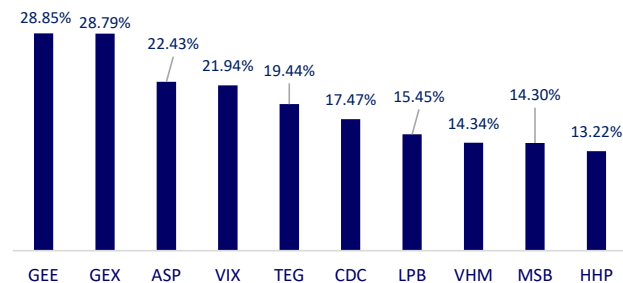
Top CP có tổng giá trị giao dịch cao nhất (tỷ đồng)



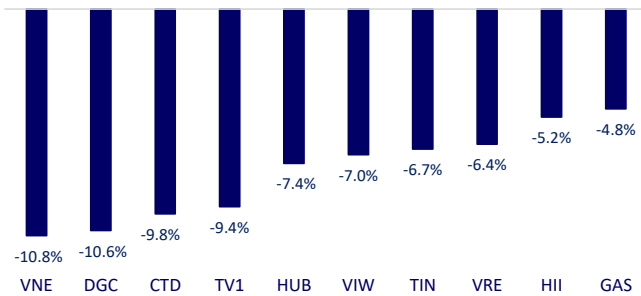
Dòng tiền NĐTNN 10 phiên gần nhất (tỷ đồng)



Top tăng 3 phiên có thanh khoản

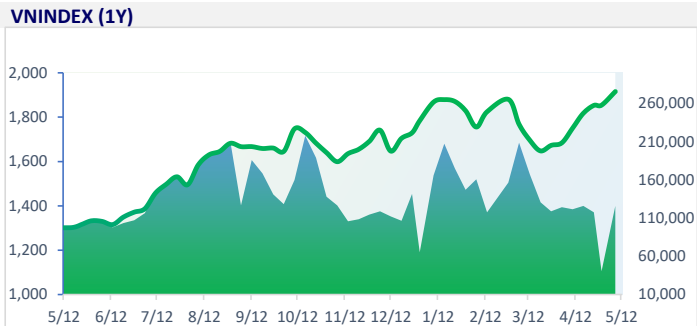
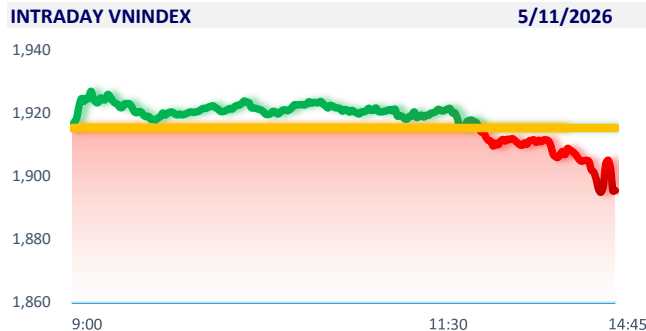


Top giảm 3 phiên có thanh khoản

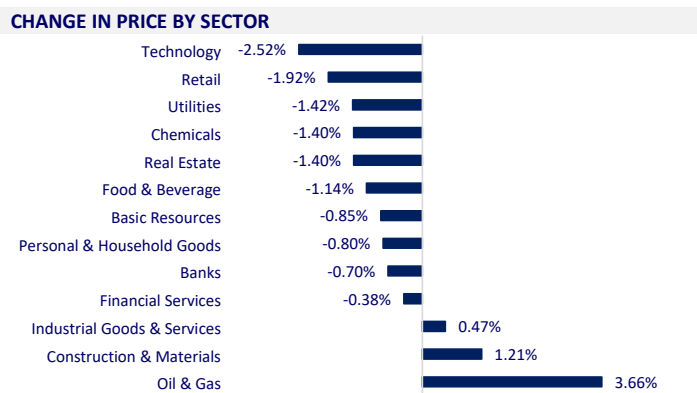


VIETNAM STOCK MARKET		1D	YTD
VN-INDEX	1,895.50	-1.04%	6.22%
HNX	248.06	0.64%	-0.29%
VN30	2,040.51	-1.62%	0.49%
UPCOM	127.23	-0.08%	5.17%
Net Foreign buy (B)	-1,006.33		
Total trading value (B)	29,953.39	0.78%	

After surpassing the peak at the end of last week, VN-Index lost 1,900 points at the beginning of the new week. FPT's plunge is the reason why technology is the most negative industry. In the opposite direction, BSR helps the oil and gas industry group keep the green color when the market is mostly in the red.



ETF & DERIVATIVES		1D	YTD
E1FVN30	36,260	-1.15%	0.47%
FUEMAV30	25,000	-0.60%	0.77%
FUESSV30	25,660	-0.16%	0.67%
FUESSV50	29,920	-1.87%	5.28%
FUESSVFL	30,270	0.13%	-0.30%
FUEVFND	36,600	-1.19%	-4.44%
FUEVN100	26,750	0.19%	4.82%
4111G5000	2,039.0	-1.66%	
4111G6000	2,040.0	-1.51%	
4111G9000	2,042.4	-1.39%	
4111GC000	2,040.9	-1.30%	



GLOBAL MARKET		1D	YTD
Nikkei 225	62,408.00	-1.63%	23.97%
Shanghai Component	4,225.02	1.08%	6.45%
Hang Seng	26,406.84	0.05%	3.03%
Kospi	7,822.24	4.32%	85.62%
BSE Sensex	77,328.19	-0.66%	-9.37%
STI (Singapore)	4,921.90	-0.41%	5.93%
SET (Thailand)	1,500.36	-0.48%	19.11%
Brent oil (\$/barrel)	104.68	1.23%	72.31%
Gold (\$/ounce)	4,696.82	0.60%	8.46%

South Korea's Kospi index opened at a new record on Monday, leading gains in Asian markets amid rising oil prices and escalating tensions between the U.S. and Iran, then ended the session cooling down to gain 4.3%

VIETNAM ECONOMY		1D (bps)	YTD (bps)
Vnibor	5.20%	0	-290
Deposit interest 12M	5.90%	0	130
5 year-Gov. Bond	4.00%	2	64
10 year-Gov. Bond	4.30%	2	39
USD/VND	26,373	0.02%	-0.02%
EUR/VND	31,762	0.32%	0.34%
CNY/VND	3,931	0.05%	2.86%

The domestic gold market started the new week with consecutive declines. After falling to 166.4 million at the opening of the session, brands continued to push the price down, now only anchoring the price above 165 million.

**EVENT CALENDAR**

Ticker	Ex-right Date	Last register	Exercise Date	Type	Rate	Value
TJC	4/29/2026	5/4/2026	5/19/2026	Cash	90%	9,000
VIB	4/29/2026	5/4/2026	6/3/2026	Cash	9%	900
RAL	4/29/2026	5/4/2026	5/14/2026	Cash	25%	2,500
CCM	4/29/2026	5/4/2026	7/23/2026	Cash	20%	2,000
EID	5/4/2026	5/5/2026	5/29/2026	Cash	17%	1,700
PSC	5/4/2026	5/5/2026	5/26/2026	Cash	7%	700
S55	5/4/2026	5/5/2026	5/20/2026	Cash	15%	1,500

## SELECTED NEWS

Masan leaders reveal WinCommerce IPO plan;

DGC is under control, a group of major shareholders holds 45% of the capital to nominate personnel of the Board of Directors;

Mr. To Hai's wife divested her capital in Vietcap;

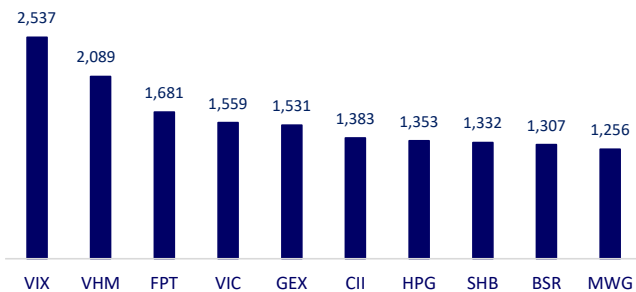
Trump warned of violent bombing if Iran did not accept the peace deal;

Iran is ready to support commercial ships in the Strait of Hormuz;

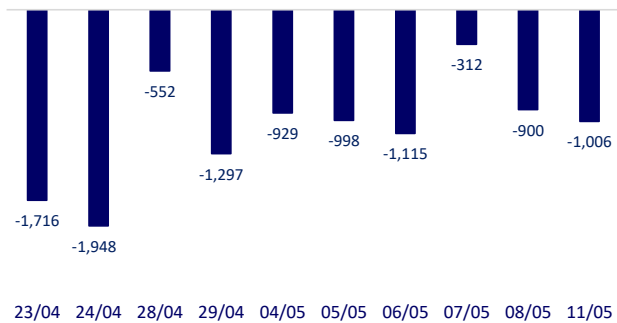
Historic \$50 billion handshake: China starts pouring money into DeepSeek.

	Close	1D	5D	Buying vol.	Selling vol.	Content
VCB	60,300	-0.66%	-0.66%	9,116,241	11,618,861	Au Lac Group increased its ownership in ACB to 6%, HDBank spent more than VND 8,500 billion to dominate HD Securities.
BID	41,500	-2.12%	1.59%	9,334,408	14,786,677	
CTG	35,600	-1.66%	0.71%	10,471,994	14,733,448	
TCB	33,800	-0.15%	0.75%	17,161,029	17,898,743	
VPB	27,800	-0.54%	3.15%	27,067,448	29,450,832	
MBB	26,000	-0.57%	-0.38%	35,771,073	30,177,148	
HDB	26,900	-1.65%	1.51%	23,268,208	26,759,185	
TPB	15,750	-1.56%	-3.37%	20,556,417	21,494,455	
STB	72,200	-1.77%	9.06%	6,136,650	6,933,248	
VIB	15,950	-0.62%	-1.24%	13,887,233	12,465,882	
ACB	22,750	-0.44%	-1.52%	19,238,921	18,826,769	
SHB	14,150	-0.70%	-1.39%	78,752,932	88,837,887	
SSB	16,700	-0.60%	-0.30%	3,060,449	3,421,819	
LPB	52,800	1.93%	12.34%	2,921,149	3,195,825	
GAS	73,600	-1.47%	-3.79%	3,048,918	2,971,289	World oil prices rose again, BSR increased the support ceiling for the oil and gas industry.
PLX	36,800	-2.13%	-4.91%	8,530,593	7,751,706	
VIC	223,000	-1.33%	5.19%	6,200,797	7,623,462	Hanoi closes 3 wards that are not part of the Red River Landscape Boulevard project.
VHM	161,000	-1.83%	13.38%	11,880,103	12,965,708	
VRE	33,600	-6.41%	-0.30%	15,044,202	20,636,154	
VNM	60,600	-0.49%	-0.49%	6,077,583	7,142,601	Vinamilk expects to increase the selling price by about 2-3% to pass part of the cost to consumers.
MSN	77,500	-3.37%	0.91%	10,362,055	14,502,943	
SAB	47,600	2.92%	0.53%	2,414,511	2,338,361	
BCM	52,000	-1.89%	-2.62%	703,881	635,639	FPT shares fell to a 28-month low.
DGC	48,600	-6.90%	-8.99%	11,726,656	11,906,138	
VJC	170,500	-3.23%	-5.23%	2,590,165	3,021,166	
FPT	70,000	-2.64%	-5.02%	23,432,259	25,097,939	
MWG	83,500	-1.30%	-1.65%	10,614,004	11,524,702	
GVR	34,750	-2.66%	-3.61%	6,963,265	6,727,541	
SSI	28,300	0.00%	2.17%	38,250,389	47,930,013	
HPG	27,000	-1.28%	-0.38%	37,006,745	53,160,390	

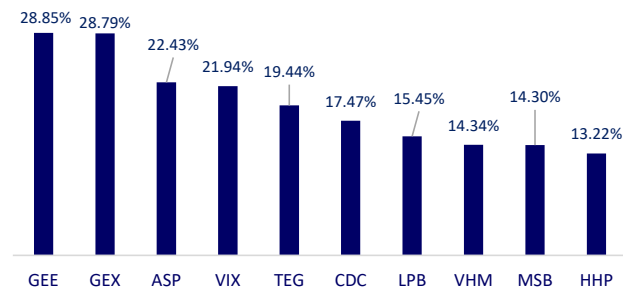
Top highest total traded value stocks (Billion VND)



Foreign net flow 10 nearest sessions (Billion VND)



Top increases in 3 sessions with liquidity



Top decreases in 3 sessions with liquidity

