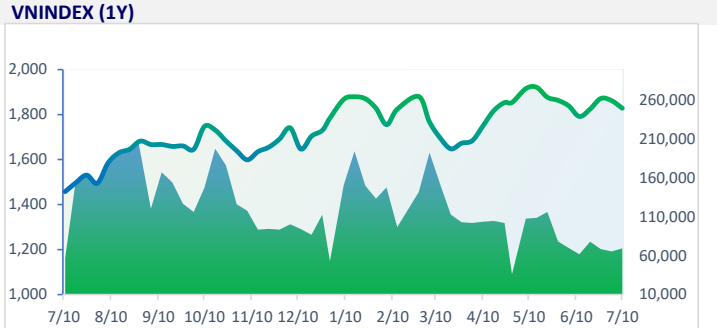
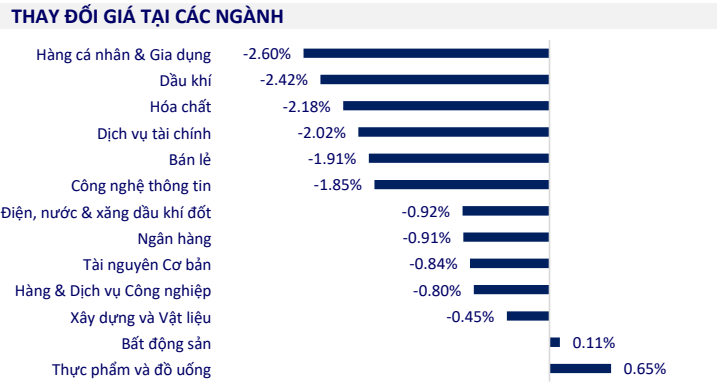


TTCK VIỆT NAM		1D	YTD
VN-INDEX	1,828.34	-0.67%	2.46%
HNX	303.76	-0.95%	22.10%
VN30	1,970.82	-0.82%	-2.95%
UPCOM	128.33	-0.22%	6.08%
GT mua ròng NĐTNN (tỷ)	1,385.10		
Tổng GTGD (tỷ)	18,595.63	15.83%	

Thị trường giảm điểm phiên 10/07 với độ rộng nghiêng hẳn về bên bán khi số mã giảm gấp gần 2,5 lần số mã tăng trên HoSE, một mình VIC không đủ sức cứu VN-Index.



ETF & PHÁI SINH		1D	YTD
E1FVN30	35,570	-0.64%	-1.44%
FUEMAV30	24,420	-1.13%	-1.57%
FUESSV30	24,790	-1.43%	-2.75%
FUESSV50	29,990	-0.66%	5.52%
FUESSVFL	29,450	-1.83%	-3.00%
FUEFVND	35,200	-2.22%	-8.09%
FUEVN100	26,200	-1.73%	2.66%
4111G7000	1,976.5	-0.89%	
4111G8000	1,974.4	-0.98%	
4111G9000	1,979.0	-0.55%	
4111GC000	1,978.1	3.15%	



THỊ TRƯỜNG THẾ GIỚI		1D	YTD
Nikkei 225	68,557.73	1.20%	36.19%
Shanghai	3,996.16	-1.00%	0.69%
Hang Seng	24,175.12	0.60%	-5.68%
Kospi	7,475.94	2.52%	77.40%
BSE Sensex	77,570.29	1.08%	-9.09%
STI (Singapore)	5,469.29	0.65%	17.72%
SET (Thái Lan)	1618.03	0.60%	28.45%
Dầu Brent (\$/thùng)	76.05	-0.33%	25.19%
Vàng (\$/ounce)	4,100.89	-0.54%	-5.30%

Chứng khoán Châu Á phân hóa nhưng nghiêng về sắc xanh. KOSPI Hàn Quốc dẫn đầu khu vực tiếp nối đà hồi phục của nhóm cổ phiếu bán dẫn Samsung Electronics và SK Hynix. Nikkei 225 của Nhật Bản và Hang Seng Hồng Kông cũng khá tích cực. Ngược dòng, Shanghai Trung Quốc là thị trường duy nhất trong khu vực giảm điểm.

KINH TẾ VĨ MÔ		1D (bps)	YTD (bps)
Lãi suất liên NH	4.63%	-26	-348
Lãi suất tiết kiệm 12T	5.90%	0	130
TPCP - 5 năm	3.96%	-3	78
TPCP - 10 năm	4.44%	-2	53
USD/VND	26,471	0.02%	0.36%
EUR/VND	30,817	0.18%	-2.64%
CNY/VND	3,927	-0.11%	2.77%

Giá vàng miếng SJC chiều nay tại thương hiệu Vàng bạc đá quý Sài Gòn niêm yết 146,90 - 149,90 triệu đồng/lượng, tăng 900 nghìn đồng mỗi lượng ở cả hai chiều so với phiên hôm qua, chính thức chấm dứt chuỗi giảm từ đầu tuần.

**LỊCH SỰ KIỆN**

Mã	Ngày GDKHQ	Ngày ĐKCC	Ngày thực hiện	Loại	Tỉ lệ	Giá trị
CTR	07/09/2026	07/10/2026	07/09/2026	Cổ phiếu	12%	-
CTR	07/09/2026	07/10/2026	07/30/2026	Tiền mặt	15%	1,500
DCM	07/09/2026	07/10/2026	07/21/2026	Tiền mặt	20%	2,000
ADP	07/09/2026	07/10/2026	08/06/2026	Tiền mặt	7%	700
BTT	07/09/2026	07/10/2026	09/18/2026	Tiền mặt	20%	2,000
BTT	07/09/2026	07/10/2026	07/24/2026	Tiền mặt	10%	1,000
CCI	07/09/2026	07/10/2026	07/17/2026	Tiền mặt	16%	1,600

## TIN TỨC CHỌN LỌC

Tăng trưởng GDP quý II đạt 8,39%, nửa đầu năm đạt 8,18%;

CPI quý II tăng 5,25% so với cùng kỳ 2025, kéo lạm phát nửa đầu năm lên 4,38%;

Chỉ số sản xuất công nghiệp 6 tháng đầu năm 2026 tăng 10,8%, mức cao nhất trong 7 năm;

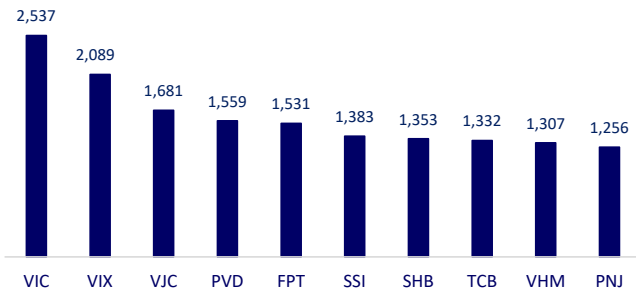
Samsung dự báo lợi nhuận quý 2 gấp 19 lần;

Microsoft cắt giảm hàng ngàn việc làm, thu hẹp mảng Xbox;

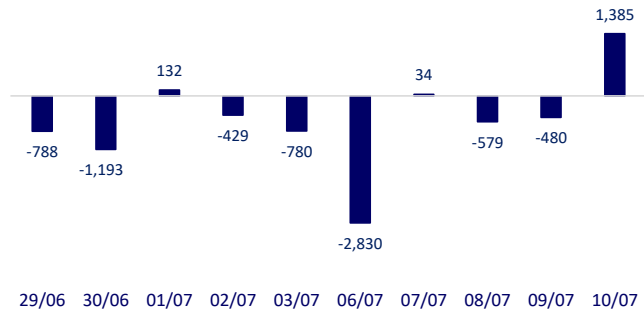
Lãi suất tại Nhật Bản có thể lên đến 2% vào cuối năm 2027.

	Đóng cửa	1D	5D	KL mua	KL bán	Nội dung	
VCB	60,500	-1.79%	-2.42%	5,131,412	7,398,431	MBB vừa công bố phương án tăng vốn điều lệ lên tối đa hơn 102.687 tỷ đồng, gồm phát hành cổ phiếu trả cổ tức tỷ lệ 15% và chào bán 805,5 triệu cổ phiếu cho cổ đông hiện hữu theo tỷ lệ 10:1 giá 10.000 đồng/cổ phiếu, huy động khoảng 8.055 tỷ đồng.	
BID	41,000	-1.91%	-2.96%	6,212,512	5,443,819		
CTG	33,700	-2.32%	-1.32%	10,301,935	18,093,929		
TCB	32,400	-4.00%	-3.57%	22,954,349	23,486,288		
VPB	26,700	-3.78%	-3.96%	21,330,670	26,470,434		
MBB	24,650	-1.40%	0.14%	22,602,933	23,579,486		
HDB	27,000	-2.00%	0.19%	19,903,319	22,550,659		
TPB	15,950	-2.15%	-3.63%	12,727,040	16,522,534		
STB	70,100	-1.13%	-2.64%	3,523,793	5,155,462		
VIB	15,950	-1.85%	-3.04%	15,580,028	20,318,238		
ACB	22,550	-0.66%	-0.44%	13,520,139	17,040,182	BSR ước tính doanh thu 6 tháng đầu năm đạt hơn 100.900 tỷ đồng, lợi nhuận gấp bảy lần cùng kỳ năm ngoái.	
SHB	13,150	-1.87%	-3.66%	87,642,430	78,533,421		
SSB	16,250	-0.91%	-1.52%	3,313,290	3,406,912		
LPB	53,400	0.56%	4.71%	3,447,687	4,400,383		
GAS	75,200	0.53%	-0.13%	986,080	1,325,035		
PLX	36,000	2.13%	-1.50%	3,420,270	5,076,489		
VIC	223,000	1.04%	1.23%	10,859,169	10,633,506		Vingroup triển khai ba dự án hạ tầng đường biển - đường bộ trọng điểm ở TP HCM.
VHM	147,000	-2.00%	-3.03%	5,276,143	6,240,552		
VRE	26,350	-2.59%	-6.39%	8,040,454	8,031,032		
VNM	56,600	1.62%	3.10%	8,991,003	9,609,793		MCH đã công bố quyết định bổ nhiệm thêm các Phó Tổng Giám đốc, tiếp tục hoàn thiện bộ máy điều hành.
MSN	68,800	-0.29%	-4.18%	4,338,730	5,204,876	MWG vừa công bố hợp tác cùng Nutrifood ra mắt mô hình "shop in shop" tại chuỗi Bách Hóa Xanh.	
SAB	47,150	-0.11%	-1.57%	668,586	825,643		
BCM	48,700	-3.94%	-4.70%	541,738	597,827		
DGC	46,200	-0.75%	-3.14%	377,700	567,000		
VJC	138,000	-0.65%	-2.68%	5,757,803	5,860,874		
FPT	70,600	-2.08%	-2.35%	13,097,294	14,754,325		
MWG	76,600	-2.79%	-2.92%	5,383,595	7,386,315		
GVR	30,600	-2.86%	-5.85%	1,405,356	2,107,881		
SSI	26,550	-2.39%	-2.93%	30,600,807	34,669,996		
HPG	22,950	-1.08%	-1.29%	19,818,800	28,296,127		

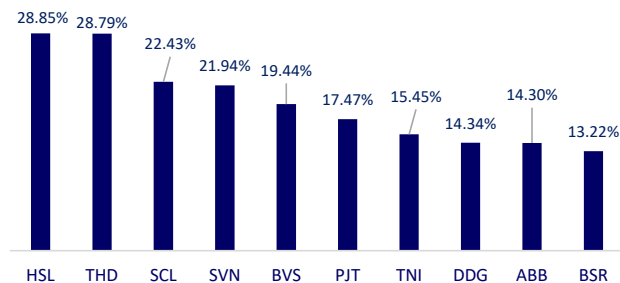
Top CP có tổng giá trị giao dịch cao nhất (tỷ đồng)



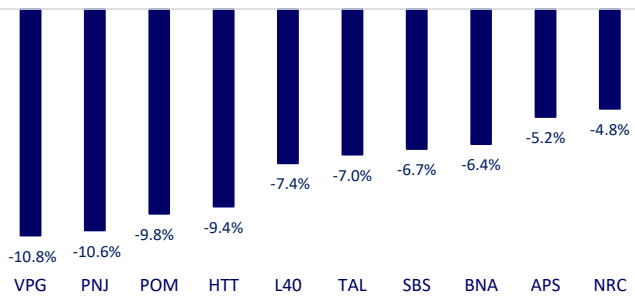
Dòng tiền NĐTNN 10 phiên gần nhất (tỷ đồng)



Top tăng 3 phiên có thanh khoản

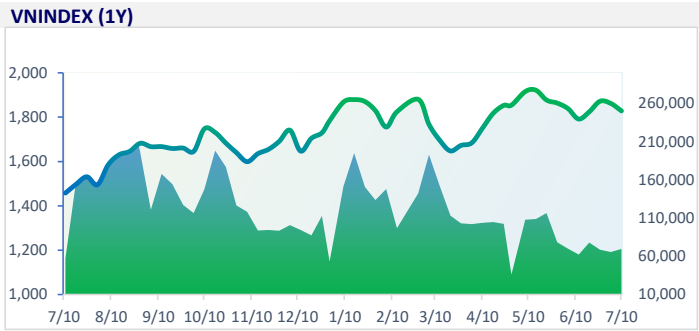


Top giảm 3 phiên có thanh khoản



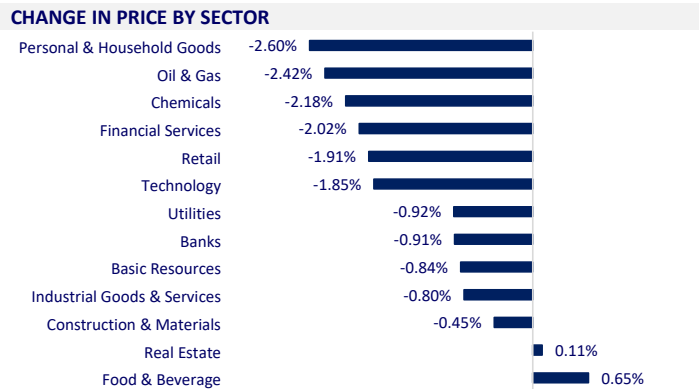
VIETNAM STOCK MARKET		1D	YTD
VN-INDEX	1,828.34	-0.67%	2.46%
HNX	303.76	-0.95%	22.10%
VN30	1,970.82	-0.82%	-2.95%
UPCOM	128.33	-0.22%	6.08%
Net Foreign buy (B)	1,385.10		
Total trading value (B)	18,595.63	15.83%	

The market declined in the session of 10/07 with the breadth in favor of the sellers when the number of stocks decreased by nearly 2.5 times the number of stocks rising on HoSE, VIC alone was not enough to save the VN-Index.



ETF & DERIVATIVES		1D	YTD
E1FVN30	35,570	-0.64%	-1.44%
FUEMAV30	24,420	-1.13%	-1.57%
FUESSV30	24,790	-1.43%	-2.75%
FUESSV50	29,990	-0.66%	5.52%
FUESSVFL	29,450	-1.83%	-3.00%
FUEVFVND	35,200	-2.22%	-8.09%
FUEVN100	26,200	-1.73%	2.66%

4111G7000	1,976.5	-0.89%	
4111G8000	1,974.4	-0.98%	
4111G9000	1,979.0	-0.55%	
4111G0000	1,978.1	3.15%	



GLOBAL MARKET		1D	YTD
Nikkei 225	68,557.73	1.20%	36.19%
Shanghai Component	3,996.16	-1.00%	0.69%
Hang Seng	24,175.12	0.60%	-5.68%
Kospi	7,475.94	2.52%	77.40%
BSE Sensex	77,570.29	1.08%	-9.09%
STI (Singapore)	5,469.29	0.65%	17.72%
SET (Thailand)	1,618.03	0.60%	28.45%
Brent oil (\$/barrel)	76.05	-0.33%	25.19%
Gold (\$/ounce)	4,100.89	-0.54%	-5.30%

Asian stocks diverged but leaned towards the green. South Korea's KOSPI led the region following the recovery of semiconductor stocks Samsung Electronics and SK Hynix. Japan's Nikkei 225 and Hong Kong's Hang Seng were also quite positive. Going upstream, Shanghai China was the only market in the region to decline.

VIETNAM ECONOMY		1D (bps)	YTD (bps)
Vnibor	4.63%	-26	-348
Deposit interest 12M	5.90%	0	130
5 year-Gov. Bond	3.96%	-3	78
10 year-Gov. Bond	4.44%	-2	53
USD/VND	26,471	0.02%	0.36%
EUR/VND	30,817	0.18%	-2.64%
CNY/VND	3,927	-0.11%	2.77%

The price of SJC gold bars this afternoon at the Saigon Gold, Silver and Gems brand was listed at 146.90 - 149.90 million VND/volume, an increase of 900 thousand VND per volume in both directions compared to yesterday's session, officially ending the series of declines from the beginning of the week.

**EVENT CALENDAR**

Ticker	Ex-right Date	Last register	Exercise Date	Type	Rate	Value
CTR	7/9/2026	7/10/2026	7/9/2026	Stock	12%	
CTR	7/9/2026	7/10/2026	7/30/2026	Cash	15%	1,500
DCM	7/9/2026	7/10/2026	7/21/2026	Cash	20%	2,000
ADP	7/9/2026	7/10/2026	8/6/2026	Cash	7%	700
BTT	7/9/2026	7/10/2026	9/18/2026	Cash	20%	2,000
BTT	7/9/2026	7/10/2026	7/24/2026	Cash	10%	1,000
CCI	7/9/2026	7/10/2026	7/17/2026	Cash	16%	1,600

## SELECTED NEWS

GDP growth in the second quarter reached 8.39%, in the first half of the year reached 8.18%;

CPI in the second quarter increased by 5.25% over the same period in 2025, dragging inflation in the first half of the year to 4.38%;

The industrial production index in the first 6 months of 2026 increased by 10.8%, the highest level in 7 years;

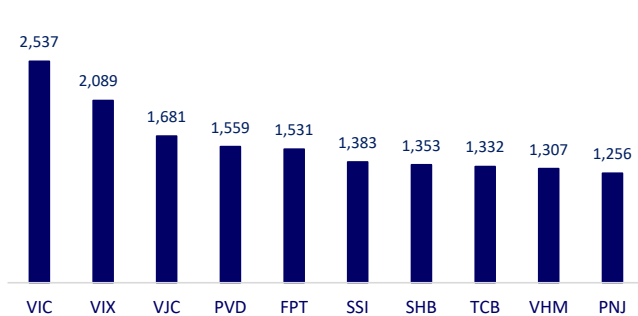
Samsung forecasts Q2 profit 19 times;

Microsoft cuts thousands of jobs, shrinks the Xbox segment;

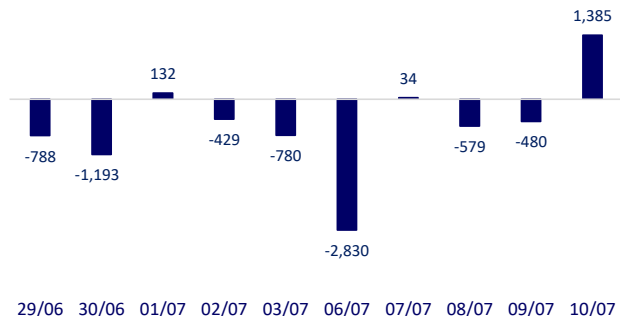
Interest rates in Japan could reach 2% by the end of 2027.

	Close	1D	5D	Buying vol.	Selling vol.	Content
VCB	60,500	-1.79%	-2.42%	5,131,412	7,398,431	MBB has just announced a plan to increase its charter capital to a maximum of more than VND 102,687 billion, including issuing shares to pay dividends at the rate of 15% and offering 805.5 million shares to existing shareholders at a ratio of 10:1 at a price of VND 10,000/share, raising about VND 8,055 billion.
BID	41,000	-1.91%	-2.96%	6,212,512	5,443,819	
CTG	33,700	-2.32%	-1.32%	10,301,935	18,093,929	
TCB	32,400	-4.00%	-3.57%	22,954,349	23,486,288	
VPB	26,700	-3.78%	-3.96%	21,330,670	26,470,434	
MBB	24,650	-1.40%	0.14%	22,602,933	23,579,486	
HDB	27,000	-2.00%	0.19%	19,903,319	22,550,659	
TPB	15,950	-2.15%	-3.63%	12,727,040	16,522,534	
STB	70,100	-1.13%	-2.64%	3,523,793	5,155,462	
VIB	15,950	-1.85%	-3.04%	15,580,028	20,318,238	
ACB	22,550	-0.66%	-0.44%	13,520,139	17,040,182	BSR estimates that revenue in the first 6 months of the year reached more than VND 100,900 billion, profit seven times higher than the same period last year.
SHB	13,150	-1.87%	-3.66%	87,642,430	78,533,421	
SSB	16,250	-0.91%	-1.52%	3,313,290	3,406,912	
LPB	53,400	0.56%	4.71%	3,447,687	4,400,383	
GAS	75,200	0.53%	-0.13%	986,080	1,325,035	
PLX	36,000	2.13%	-1.50%	3,420,270	5,076,489	
VIC	223,000	1.04%	1.23%	10,859,169	10,633,506	
VHM	147,000	-2.00%	-3.03%	5,276,143	6,240,552	
VRE	26,350	-2.59%	-6.39%	8,040,454	8,031,032	
VNM	56,600	1.62%	3.10%	8,991,003	9,609,793	
MSN	68,800	-0.29%	-4.18%	4,338,730	5,204,876	MCH has announced the decision to appoint more Deputy General Directors, continuing to improve the executive apparatus.
SAB	47,150	-0.11%	-1.57%	668,586	825,643	MWG has just announced a cooperation with Nutifood to launch the "shop in shop" model at the Bach Hoa Xanh chain.
BCM	48,700	-3.94%	-4.70%	541,738	597,827	
DGC	46,200	-0.75%	-3.14%	377,700	567,000	
VJC	138,000	-0.65%	-2.68%	5,757,803	5,860,874	
FPT	70,600	-2.08%	-2.35%	13,097,294	14,754,325	
MWG	76,600	-2.79%	-2.92%	5,383,595	7,386,315	
GVR	30,600	-2.86%	-5.85%	1,405,356	2,107,881	
SSI	26,550	-2.39%	-2.93%	30,600,807	34,669,996	
HPG	22,950	-1.08%	-1.29%	19,818,800	28,296,127	

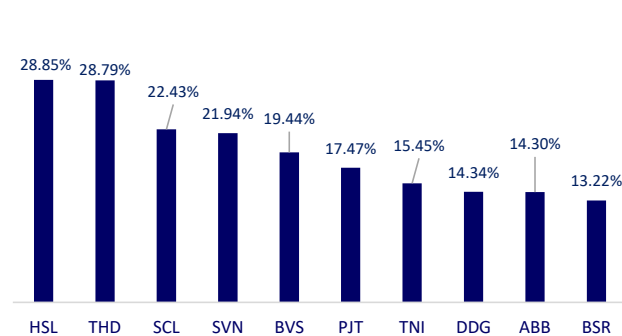
Top highest total traded value stocks (Billion VND)



Foreign net flow 10 nearest sessions (Billion VND)



Top increases in 3 sessions with liquidity



Top decreases in 3 sessions with liquidity

